

# Annual Report 2012



Annual Report 2012

Publisher: Jožef Stefan Institute, Jamova cesta 39, Ljubljana, Slovenia

<http://www.ijs.si>

Editors: Dr. Luka Šušteršič, Marjan Verč, M. Sc.

Language adviser: Asst. Prof. Paul John McGuinness

ISSN 1318-7392

Photography: Marjan Smerke and departmental archives

Layout: Vesna Lasič, Marjan Verč, M. Sc.

Printed by: ABO grafika, d. o. o., Ljubljana

Ljubljana, June 2013

# CONTENTS

Introduction .....	5
A Brief History of the Jožef Stefan Institute .....	6
Organisation of the Jožef Stefan Institute .....	8
Management .....	10
Staff Qualifications .....	11
Recipients of the JSI awards and titles .....	12
International Advisory Board .....	13
Delegations and Visitors .....	13
International Cooperation .....	14
International Cooperation Agreements .....	14
Cooperation with Universities .....	15
Art Exhibitions at the Jožef Stefan Institute .....	18
Institute Colloquia .....	19
Financing .....	20
Postgraduates Financed .....	20
Jožef Stefan Institute Undergraduate Scholarships .....	21
Completed Theses .....	22
Patents Granted .....	23
Awards and Appointments .....	24
Review of Publications .....	26
Knowledge Transfer .....	27
Institute in Numbers .....	28
<b>Research Departments</b>	
Department of Theoretical Physics (F-1) .....	31
Department of Low and Medium Energy Physics (F-2) .....	41
Department of Thin Films and Surfaces (F-3) .....	51
Department of Surface Engineering and Optoelectronics (F-4) .....	57
Department of Solid State Physics (F-5) .....	67
Department for Complex Matter (F-7) .....	87
Department of Reactor Physics (F-8) .....	99
Department of Experimental Particle Physics (F-9) .....	105
Department of Inorganic Chemistry and Technology (K-1) .....	117
Department of Physical and Organic Chemistry (K-3) .....	123
Electronic Ceramics Department (K-5) .....	129
Engineering Ceramics Department (K-6) .....	137
Department for Nanostructured Materials (K-7) .....	143
Department for Materials Synthesis (K-8) .....	155
Department for Advanced Materials (K-9) .....	161
Department of Biochemistry, Molecular and Structural Biology (B-1) .....	167
Department of Molecular and Biomedical Sciences (B-2) .....	173
Department of Biotechnology (B-3) .....	181
Department of Environmental Sciences (O-2) .....	187
Department of Automation, Biocybernetics and Robotics (E-1) .....	203
Department of Systems and Control (E-2) .....	213
Artificial Intelligence Laboratory (E-3) .....	221
Laboratory for Open Systems and Networks (E-5) .....	229
Department of Communication Systems (E-6) .....	235
Computer Systems Department (E-7) .....	243
Department of Knowledge Technologies (E-8) .....	249
Department of Intelligent Systems (E-9) .....	257
Department of Reactor Engineering (R-4) .....	265
<b>Centres and Services</b>	
Reactor Infrastructure Centre (RIC) .....	273
Centre for Networking Infrastructure (CNI) .....	277
Science Information Centre (SIC) .....	279
Energy Efficiency Centre (EEC) .....	281
Centre for Electron Microscopy (CEM) .....	285
Centre for Knowledge Transfer in Information Technologies (CT-3) .....	287
Milan Čopić Nuclear Training Centre (ICJT) .....	291
Radiation Protection Unit (SVPIS) .....	295
Centre of Technology Transfer and Innovation (CTT) .....	297





# INTRODUCTION

*Who would have thought at the beginning of the global economic crisis in 2009 that in 2013 Slovenia would not only be facing even more serious problems, but would also still be looking for solutions to the same challenges set before us back then? I cannot say that in recent years the state has not made an effort to change the economic trends for the better. We have seen a lot of sensible, and also foolish, attempts at tackling the problems; however, so far nobody has managed to put into place the systemic and comprehensive structural reforms that Slovenia needs. So I am writing this introduction to the Institute's Annual Report for the fifth time in succession thinking about the times Slovenia is facing due to the crisis that is crippling the economy and all the other social activities, among which science and technological development also suffer from its consequences. Here it is necessary to point out that, at least at the beginning of the crisis, there was a belief that knowledge and research were of key importance for a developmental breakthrough in Slovenia; however, later this belief faded away to the extent that scientific and technological research were the areas most significantly affected by the flat cuts in the public sector. Such conduct is not in line with the guidelines of the European Commission that, in 2012 in its annual review, appealed for a smart fiscal consolidation with the priority areas that stimulate growth, such as investments into research and development, the acquisition of knowledge and education, that are crucial for the knowledge-based economy that will be competitive and will provide new jobs in the future.*



*Prof. Jadran Lenarčič, Director of the Jožef Stefan Institute*

*Slovenia will have to continue to take out loans, not in order for us to remain as we are now, to keep doing what we already do, not to keep avoid doing what we do not want to do, to maintain our standards and current habits, but to increase our productivity in all areas and, above all, to boost the economy, allowing it to make a breakthrough to a higher technological level. It is easy to calculate that Slovenia could be one of the rich countries if all the country's workers increased their productivity (or added value) by twenty-five minutes each working day or by three minutes each working hour. When we see our crisis from this angle, it does not seem to be unsolvable, as it would clearly be enough if those who obstruct others in their efforts simply stopped behaving in this way. This simplification is perhaps exaggerated, but it only appears to be naive, as it basically shows us that, to a large extent, our society failed with regard to moral values and assessments, and a change in this respect could also lead to structural and economic changes. Or vice-versa, without the change in the values and assessments, especially in the area of knowledge and creativity, no crucial structural reforms and new economic drive can be expected.*

*I believe that the main aim of all our efforts should be finding a way to create new knowledge and ideas, and integrating them in economic and social developments. Such an attitude would take us beyond the current "accounting" concept of managing the country, placing creativity and knowledge at the centre of our attention. Slovenia simply should not be managed only in view of a flat-rate reduction of costs; instead we should create an environment in which different skills and motives can meet, in which research and entrepreneurship find each other, in which we find the courage and desire to be the first to accomplish something new and big, and in which the capital can support such efforts, so opening up new opportunities. Ideas are like seeds that only grow in an appropriate environment. However, in spite of the relatively modest working conditions, the Institute still manages to succeed, with its excellent results in many areas, in a competition with some of the richest research players in the international sphere.*



*Prof. Jadran Lenarčič  
Director of the Jožef Stefan Institute*

# A BRIEF HISTORY OF THE JOŽEF STEFAN INSTITUTE

1946

- ~ Decision taken by the Slovenian Academy of Science and Arts to build a Physics Institute

1949

- ~ Research connected to the peaceful use of atomic energy started, financed by the Federal Government

1952

- ~ Institute renamed the Jožef Stefan Physics Institute and moved to new laboratories on its present site

1954

- ~ The betatron and an electron microscope installed as the institute's first major pieces of equipment

1956


- ~ Van de Graaff accelerator, constructed at the institute, started operation

1958

- ~ Institute reorganised and new fields of activity defined: nuclear physics, solid-state physics, chemistry, and radiobiology

1959

- ~ Institute renamed the Jožef Stefan Nuclear Institute. The major source of income was provided by the Yugoslav Atomic Energy Commission



*Mass spectrometer at the JSI (about 1960)*

1962

- ~ One of the first compounds of a noble gas,  $XeF_6$ , synthesised at the institute
- ~ The first computer for research, ZUSE Z 23, installed

1966

- ~ Nuclear research reactor TRIGA starts operation

1968

- ~ Yugoslav Atomic Energy Commission ceases to operate; The Republic of Slovenia becomes the institute's dominant source of research funding

1969

- ~ Institute is renamed as the Jožef Stefan Institute

1970

- ~ University of Ljubljana becomes a co-founder of the Jožef Stefan Institute, together with the Federal Executive Council

1971

- ~ A new unit, INOVA, established with the aim of applying the institute's expertise and output to productive use in the national economy



*Institute buildings after the opening in 1953*

1972

- ~ New computer Cyber 72 purchased, and the Republic Computer Centre established as an independent unit of the Jožef Stefan Institute

1974

- ~ Collaboration with the international centre CERN in the field of high-energy physics started
- ~ SEPO group for evaluating environmental interventions is established

1976

- ~ First Yugoslav 8-bit processor computer DARTA 80

1979

- ~ Contract defining cooperation between the Jožef Stefan Institute and the Nuclear Power Plant Krško is signed
- ~ First robot in Slovenia is constructed

1982

- ~ Ecological Laboratory with Mobile Unit established as a special unit of the Slovenian Civil Protection Organisation

1983

- ~ Stefin, a cysteine proteinase inhibitor named after Jožef Stefan, isolated and its primary structure determined



*The Reactor Centre, Podgorica, built in 1966*

1985

- ~ “2000 New Young Researchers” project established by the Slovenian Research Council
- ~ Centre for Hard Coatings established by the Jožef Stefan Institute and the firm SMELT

1987

- ~ INEA established by the Jožef Stefan Institute as an independent company to promote technology transfer in the fields of cybernetics and energy management



*Nuclear magnetic resonance spectrometer*

1989

- ~ Milan Čopič Nuclear Training Centre established

1990

- ~ The first Slovenian supercomputer, CONVEX, installed at the Jožef Stefan Institute

1992

- ~ New technology centres established by the Ministry of Science and Technology
- ~ Jožef Stefan Institute restructured by the Slovenian Government as a public research institution
- ~ Jožef Stefan Technology Park founded, later to become the Ljubljana Technology Park

1995

- ~ Jožef Stefan Institute is a co-founder of the international postgraduate school for environmental sciences, the Nova Gorica Polytechnic
- ~ Research institutes in Velenje, ERICo and Valdoltra established by the Institute

1997

- ~ 3.5-MeV electrostatic accelerator, TANDETRON, installed

1999

- ~ Jožef Stefan Institute celebrates its 50<sup>th</sup> anniversary

2003

- ~ Jožef Stefan International Postgraduate School established

2004

- ~ Jožef Stefan Institute is chosen as the coordinator of four Research Centres of Excellence

2007

- ~ nanomanipulation of single atoms using low-temperature scanning tunneling microscope
- ~ New ERDA/RBS beamline installed at the TANDETRON accelerator at the Microanalytical center



*The beginnings of robotics at the JSI, in 1985*

## FORMER DIRECTORS



*Prof. Anton Peterlin,  
first Director of the Jožef Stefan Institute*

Prof. Anton Peterlin, Founder and first Director of the Jožef Stefan Institute, 1949–1955

Karol Kajfež, 1955–1958

Lucijan Šinkovec, B. Sc., 1959–1963

Prof. Milan Osredkar, 1963–1975

Prof. Boris Frlec, 1975–1984

Prof. Tomaž Kalin, 1984–1992

Prof. Danilo Zavrtnik, 1992–1996

Prof. Vito Turk, 1996–2005

# ORGANISATION OF THE JOŽEF STEFAN INSTITUTE

## BOARD OF GOVERNORS

**DIRECTOR**

**SCIENTIFIC COUNCIL**

## RESEARCH DEPARTMENTS

### Physics

**Theoretical Physics (F-1)**

*Prof. Sujetlana Faižer*

**Low and Medium Energy Physics (F-2)**

*Asst. Prof. Matej Lipoglavšek*

**Thin Films and Surfaces (F-3)**

*Dr. Peter Panjan*

**Surface Engineering and Optoelectronics (F-4)**

*Prof. Miran Mozetič*

**Solid State Physics (F-5)**

*Prof. Igor Muševič*

**Complex Matter (F-7)**

*Prof. Dragan Dragoljub Mihailović*

**Reactor Physics (F-8)**

*Asst. Prof. Andrej Trkov*

**Experimental Particle Physics (F-9)**

*Prof. Marko Mikuž*

### Chemistry and Biochemistry

**Inorganic Chemistry and Technology (K-1)**

*Asst. Prof. Gašper Tavčar*

**Physical and Organic Chemistry (K-3)**

*Prof. Ingrid Milošev*

**Electronic Ceramics (K-5)**

*Prof. Marija Kosec*

**Engineering Ceramics (K-6)**

*Prof. Tomaž Kosmač*

**Nanostructured Materials (K-7)**

*Prof. Spomenka Kobe*

**Synthesis of Materials (K-8)**

*Prof. Darko Makovec*

**Advanced Materials (K-9)**

*Prof. Danilo Suvorov*

**Biochemistry, Molecular and Structural Biology (B-1)**

*Prof. Boris Turk*

**Molecular and Biomedical Sciences (B-2)**

*Prof. Igor Križaj*

**Biotechnology (B-3)**

*Prof. Janko Kos*

**Environmental Sciences (O-2)**

*Prof. Milena Horvat*

### Electronics and Information Technology

**Automation, Biocybernetics and Robotics (E-1)**

*Asst. Prof. Leon Žlajpah*

**Systems and Control (E-2)**

*Dr. Vladimir Jovan*

**Artificial Intelligence Laboratory (E-3)**

*Prof. Dunja Mladenič*

**Open Systems and Networks (E-5)**

*Prof. Borka Jerman Blažič*

**Communication Systems (E-6)**

*Asst. Prof. Mihael Mohorčič*

**Computer Systems Department (E-7)**

*Prof. Franc Novak*

**Knowledge Technologies (E-8)**

*Prof. Nada Lavrač*

**Intelligent Systems (E-9)**

*Prof. Matjaž Gams*

### Reactor Techniques and Energetics

**Reactor Engineering (R-4)**

*Prof. Leon Cizelj*



## CENTRES

**Reactor Centre (RIC)**  
*Prof. Borut Smodiš*

**Centre for Networking Infrastructure (CNI)**  
*Vladimir Alkalaj, M. Sc.*

**Science Information Centre (SIC)**  
*Dr. Luka Šušteršič*

**Energy Efficiency Centre (EEC)**  
*Stane Merše, M. Sc.*

**Centre for Knowledge Transfer in Information Technologies (CT-3)**  
*Milja Jermol, M. Sc.*

**Milan Čopič Nuclear Training Centre (ICJT)**  
*Prof. Igor Jenčič*

**Centre for Electron Microscopy (CEM)**  
*Prof. Miran Čeh*

**Centre for Technology Transfer and Innovation (CTT)**  
*Dr. Špela Stres*

**Microanalytical Instrumental Centre (MIC)**  
*Asst. Prof. Primož Pelicon*

**Combined Atomic Microscope (UHV-AFM/STM)**  
*Prof. Maja Remškar*

**Helium Liquifier with Superconducting Magnet and Helium Regeneration System**  
*Milan Rožmarin, B. Sc.*

**Mass Spectrometry Centre**  
*Dr. Dušan Žigon*

**National Centre for Microstructure and Surface Analysis**  
*Prof. Miran Čeh*

**National Centre for High Resolution NMR Spectroscopy**  
*Prof. Janez Dolinšek*

**Centre for Protein Structure**  
*Prof. Dušan Turk*

**Nanolitography and Nanoscopy**  
*Prof. Dragan Mihailović*

**Centre for Experimental Particle Physics in International Laboratories**  
*Prof. Marko Mikuž*

**Hot Cells Facility**  
*Asst. Prof. Borut Smodiš*

**Video-conferencing Centre**  
*Prof. Borka Jerman Blažič*

## ADMINISTRATION, SERVICES AND SUPPORT UNITS

### Administration and Services

**Legal and Personnel (U-2)**  
*Katja Novak, LL. B.*

**Sales and Purchase Department (U-3)**  
*Darko Korbar, M. Sc., MBA*

**Finance and Accounting (U-4)**  
*Regina Gruden, B. Econ.*

**Public Relations**  
*Polona Strnad, B. Sc.*

**Technical Services (TS)**  
*Aleš Cesar, B. Sc.*

### Support Units

**Radiation Protection Unit (SVPIS)**  
*Matjaž Stepišnik, M. Sc.*

**Quality Assurance (QA)**  
*Ljubo Fabjan, M. Sc.*

**Centre for Business Applications (CPO)**  
*Mato Nowak, B. Sc.*

**Workshops**  
*Bogdan Veber, B. Sc.*

## PARTICIPATION IN THE REGIONAL DEVELOPMENT OF RESEARCH

### Technology Centres

Ljubljana Technology Park Ltd.	Technology Centre for Circuits, Components, Materials, Technologies and Equipment for Electrotechnic (TC SEMTO)	Technology Centre for Production Automation, Robotics and Informatics (ARI)
University of Nova Gorica	Nanotesla Institute Ljubljana	Security Technology Competence Centre (SETTCE)
Jožef Stefan International Postgraduate School	Development Centre for Hydrogen Technologies	

### Centres of Excellence

Nanocenter - Center of Excellence in Nanoscience and Nanotechnology	Centre of Excellence NAMASTE	CEBIC Centre of Excellence for Biosensors, Instrumentation and Process Control
Centre of Excellence for Integrated Approaches in Chemistry and Biology of Proteins (CIPKeBiP)	Centre of Excellence for Polymer Materials and Technologies (PoliMaT)	CO NOT: Centre of Excellence for Low-Carbon Technologies
	EN-FIST Centre of Excellence	Centre of Excellence for Space Sciences and Technologies SPACE-SI

# MANAGEMENT

---

## DIRECTORATE

### Director JSI

Prof. Jadran Lenarčič

### Advisers

Jože Kašman, B. Sc.

Dr. Boris Pukl

Marta Slokan, LL. B.

## BOARD OF GOVERNORS

Prof. Damjan Zazula, *Chair, Ministry of Education, Science, Culture and Sport*

Alenka Avberšek, *Ministry of Education, Science, Culture and Sport*

Franjo Bobinac, *MBA, Director of Gorenje d. d., Velenje*

Dr. Tomaž Boh, *Ministry of Education, Science, Culture and Sport*

Tatjana Fink, *MBA, Director of Trimco d. d., Trebnje*

Prof. Marko Mikuž, *JSI*

Peter Ribarič, *M.Sc., Ministry for Economic Development and Technology*

Prof. Franc Solina, *Ministry of Education, Science, Culture and Sport*

Prof. Stanko Strmčnik, *JSI*

## SCIENTIFIC COUNCIL

Prof. Dragan Dragoljub Mihailovič, *President*

Prof. Denis Arčon

Prof. Milena Horvat

Prof. Spomenka Kobe

Prof. Borka Džonova Jerman Blažič

Prof. Jadran Lenarčič

Prof. Andrej Likar

Prof. Borut Mavko

Prof. Marko Mikuž

Prof. Ingrid Milošev, *Deputy President*

Asst. Prof. Mihael Mohorčič, *Deputy President*

Prof. Peter Prelovšek

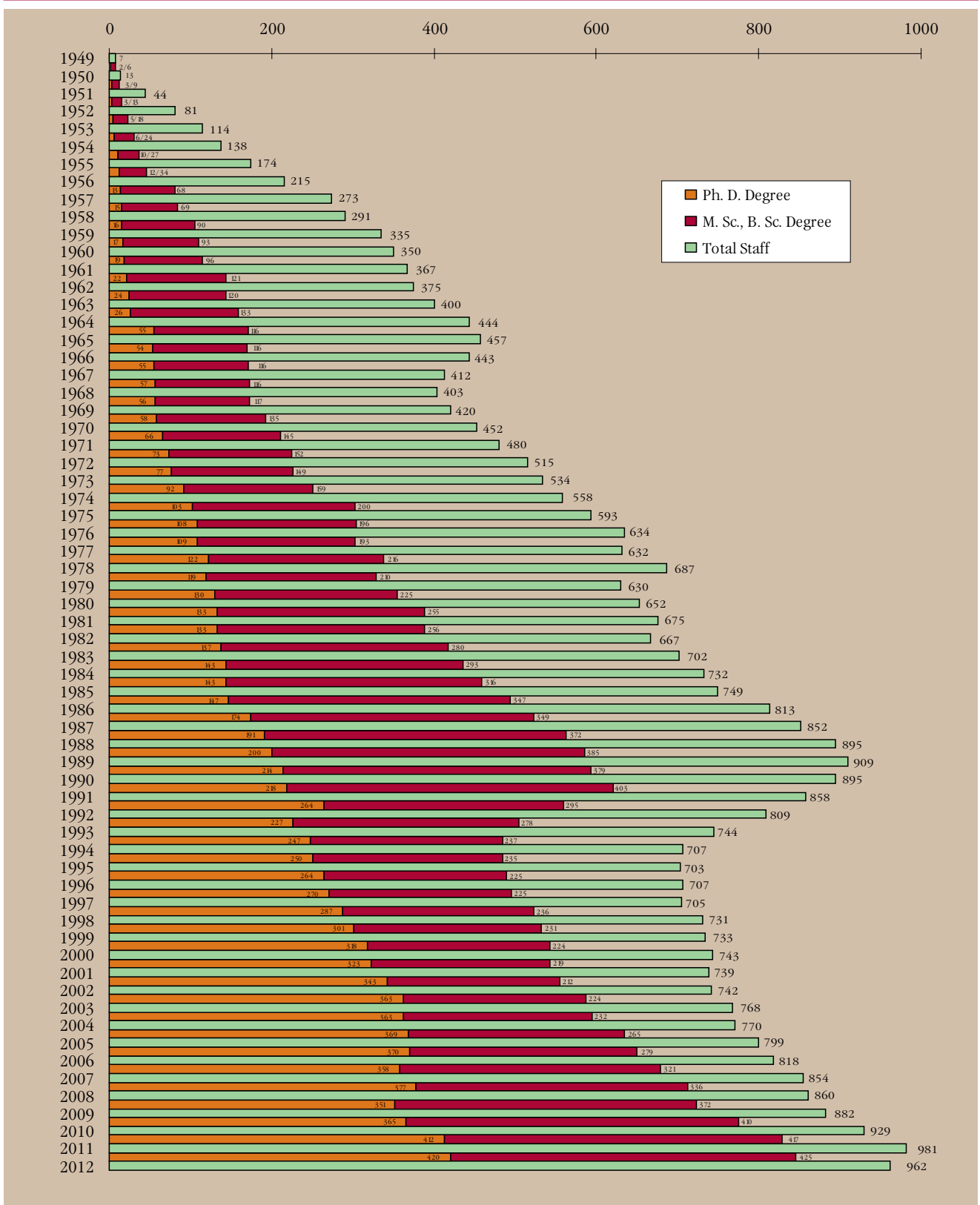
Prof. Danilo Suvorov

Prof. Vito Turk

Asst. Prof. Leon Žlajpah

# STAFF QUALIFICATIONS

1949-2012



# RECIPIENTS OF THE JSI AWARDS AND TITLES

## HONORARY MEMBERS

- Prof. Robert Blinc<sup>☞</sup>, President of the Scientific Council of the Jožef Stefan Institute from 1992 to 2007 (1933 - 2011)
- Prof. Jean-Marie Dubois, Institut Jean Lamour, CNRS - Centre National de la Recherche Scientifique, Paris and Université Lorraine, Nancy, France
- Prof. Boris Frlc, Director of the Jožef Stefan Institute from 1975 to 1984
- Prof. Robert Huber, Nobel Prize Winner, Max-Planck-Institut für Biochemie, Munich, Germany
- Prof. Milan Osredkar<sup>☞</sup>, Director of the Jožef Stefan Institute from 1963 to 1975 (1919 - 2003)
- Prof. Anton Peterlin<sup>☞</sup>, Founder and First Director of the Jožef Stefan Institute from 1949 to 1955 (1908 - 1993)

## ASSOCIATE MEMBERS

- Prof. David C. Ailion, University of Utah, Salt Lake City, Utah, USA
- Prof. Neil Bartlett<sup>☞</sup>, University of California, Berkeley, California, USA
- Prof. John H. Beynon, University of Wales Swansea, Swansea, United Kingdom
- Prof. Wolfram Bode, Max-Planck-Institut für Biochemie, Munich, Germany
- Prof. Oscar D. Bonner<sup>☞</sup>, University of South Carolina, Columbia, South Carolina, USA
- Dr. Horst Borrmann, Max-Planck-Institut für chemische Physik fester Stoffe, Dresden, Germany
- Prof. Henrik Buchowsky, Politechnika Warszawska, Warszawa, Poland
- Prof. Rüdiger Dillmann, Karlsruher Institut für Technologie, Karlsruhe, Germany
- Prof. Joseph W. Doane, Liquid Crystal Institute, Kent State University, Kent, Ohio, USA
- Prof. Hans Fritz, Universität München, Munich, Germany
- Prof. Oskar Glemser<sup>☞</sup>, Universität Göttingen, Göttingen, Germany
- Prof. Paul Hagenmuller, Université de Bordeaux I, Bordeaux, France
- Prof. John Holloway, University of Leicester, Leicester, United Kingdom
- Prof. Rudolf Hoppe, Universität Giessen, Giessen, Germany
- Prof. Robert J. Jaeger<sup>☞</sup>, National Institute on Disability and Rehabilitation Research, US Department of Education, Washington, D. C., USA
- Prof. Nikola Kallay, University of Zagreb, Zagreb, Croatia
- Prof. Nobuhiko Katunuma, Tokushima Bunri University, Tokushima, Japan
- Prof. Raymond Kind, ETH, Zurich, Switzerland
- Prof. Jože Koller, National Institute of Chemistry, Ljubljana, Slovenia
- Prof. Rüdiger Mews, Universität Bremen, Bremen, Germany
- Prof. Donald Michie<sup>☞</sup>, Edinburgh University, Edinburgh, United Kingdom
- Dr. Fani Milia, National Centre for Scientific Research "Demokritos", Athens, Greece
- Prof. Tsuyoshi Nakajima, Aichi Institute of Technology, Toyota, Japan

- Prof. Vincenzo Parenti - Castelli, University of Bologna, Bologna, Italy
- Prof. Herbert W. Roesky, Universität Göttingen, Göttingen, Germany
- Prof. John A. Rupley, The University of Arizona, Tucson, Arizona, USA
- Prof. Findlay E. Russell, The University of Arizona, Tucson, Arizona, USA
- Prof. Hugo V. Schmidt, Montana State University, Bozeman, Montana, USA
- Prof. Lev A. Shuvalov<sup>☞</sup>, Institute for Crystallography, Russian Academy of Sciences, Moscow, Russia
- Prof. Neil W. Tanner<sup>☞</sup>, University of Oxford, Oxford, United Kingdom
- Dr. Alain Tressaud, Institut de Chimie de la Matière Condensée de Bordeaux, CNRS, Pessac, France
- Prof. Vlado Valković, Zagreb, Croatia
- Prof. John Waugh, M.I.T., Cambridge, Massachusetts, USA

## EMERITUS SCIENTISTS

- Prof. France Bremšak<sup>☞</sup>
- Prof. Peter Gosar
- Prof. Darko Jamnik
- Prof. Gabrijel Kernel
- Prof. Miodrag V. Mihailović
- Prof. Marjan Senegačnik<sup>☞</sup>

## EXTERNAL ADVISERS

- Prof. Savo Bratoš, Université Pierre et Marie Curie, Paris, France
- Marko Bulc, B. Sc., Ljubljana, Slovenia
- Prof. Davorin Dolar<sup>☞</sup>, Slovenian Academy of Sciences and Arts, Ljubljana, Slovenia
- Zdravko Gabrovšek, B. Sc., Slovenia
- Prof. Dušan Hadži, National Institute of Chemistry, Ljubljana, Slovenia
- Prof. Karl A. Müller, *Nobel Prize Winner*, IBM Research Laboratory, Zurich, Switzerland
- Prof. Bogdan Povh, Max-Planck-Institut für Kernphysik, Heidelberg, Germany
- Dr. Lev Premrú<sup>☞</sup>, Lek, d. d., Ljubljana, Slovenia
- Prof. Momčilo M. Ristić, Academy of Science of Serbia, Belgrade, Serbia
- Milan Slokan<sup>☞</sup>, M. Sc., Ljubljana, Slovenia
- Prof. dr. Petar Strohal, Zagreb, Croatia
- Dr. Novak Zuber, Nuclear Regulatory Commission, Washington D. C., USA
- Prof. Črt Zupančič, Ludwig-Maximilians-Universität, Munich, Germany
- Prof. Andrej Župančič<sup>☞</sup>, Slovenian Academy of Sciences and Arts, Ljubljana, Slovenia



# INTERNATIONAL ADVISORY BOARD

Prof. James W. Cronin, *Nobel Prize Winner*, University of Chicago, Chicago, Illinois, USA  
 Prof. Richard Ernst, *Nobel Prize Winner*, ETH Zurich, Switzerland  
 Prof. Robert Huber, *Nobel Prize Winner*, Max-Planck-Institut, Martiensried, Germany  
 Prof. Karl A. Müller, *Nobel Prize Winner*, Universität Zürich, Zurich, Switzerland  
 Prof. Ernst Günther Afting, GSF, Neuherberg, Germany  
 Prof. Akito Arima, Riken, Tokyo, Japan  
 Prof. John H. Beynon, University of Wales Swansea, Swansea, United Kingdom  
 Prof. Richard Brook, EPSRC, Swindon, United Kingdom  
 Prof. Julio Celis, Aarhus University, Aarhus, Denmark  
 Prof. Brian Clark, Aarhus University, Aarhus, Denmark  
 Prof. Børge Diderichsen, Novo Nordisk, Bagsvaerd, Denmark  
 Prof. Jean Etourneau, Institut de Chimie de la Matière Condensée de Bordeaux, CNRS, Pessac, France

Prof. Reinosuke Hara, Seiko Instruments, Tokyo, Japan  
 Prof. Oleg Jardetzky, Stanford University, Stanford, California, USA  
 Prof. Sergey P. Kapitza, Russian Academy of Sciences, Moscow, Russia  
 Prof. Karl-Hans Laermann, Bergische Universität, Wuppertal, Germany  
 Prof. Egon Matijević, Clarkson University, Potsdam, New York, USA  
 Prof. Federico Mayor, Madrid, Spain  
 Prof. Dietrich Munz, Universität Karlsruhe, Karlsruhe, Germany  
 Prof. Günther Petzow, Max-Planck-Institut für Metallforschung, Stuttgart, Germany  
 Prof. Bernard Roth, Stanford University, Stanford, California, USA  
 Prof. John Ryan, University of Oxford, Oxford, United Kingdom  
 Prof. Volker Sörgel, Ruprecht-Karis-Universität, Heidelberg, Germany  
 Prof. H. Eugene Stanley, Boston University, Boston, Massachusetts, USA  
 Prof. Thomas Walcher, Universität Mainz, Mainz, Germany

# DELEGATIONS AND VISITORS

Dr. Mark Pleško, Director, Cosylab d.d., Ljubljana, 13 January 2012  
 Dr. Edvard Kobal, Director, The Slovenian Science Foundation, Ljubljana, 2 February 2012  
 Ambassador of India, Embassy of India, Vienna, Austria, 3 February 2012  
 Dr. Boris Pleskovič, President, Slovenian World Congress, Ljubljana, 7 March 2012  
 Prof. Rudi Grimm, University of Innsbruck, Innsbruck, Austria, 19 March 2012  
 H. E. Mrs Rossella Franchini Sherifis, Ambassador of Italy, Embassy of Italy, Ljubljana, 29 March 2012  
 Delegation of Ambassadors of the Republic of Slovenia, 10 April 2012  
 H. E. Mr Mohammad Rahim Aghaeipour, Ambassador of the Islamic Republic of Iran, Embassy of the Islamic Republic of Iran, Ljubljana, 18 April 2012  
 H. E. Mr Paul Jansen, Ambassador of the Kingdom of Belgium, Embassy of the Kingdom of Belgium, Ljubljana, 18 April 2012  
 Mrs Maire Geoghegan-Quinn, Member of the European Commission for Research, Innovation and Science, European Commission, Brussels, Belgium, 25 April 2012  
 H. E. Mr Gilberto Fonseca Guimarães de Moura, Ambassador of the Federative Republic of Brazil, Embassy of the Federative Republic of Brazil, Ljubljana, 5 June 2012  
 Dr. Matjaž Godec, Institute of Metals and Technology, Ljubljana, 11 June 2012  
 H.E. Ms Alenka Suhadolnik, MA, Ambassador of the Republic of Slovenia, Embassy of the Republic of Slovenia, Tel Aviv, Israel, 15 June 2012  
 H. E. Mr Marius Cosmin Boiangiu, Ambassador of Romania, Embassy of Romania, Ljubljana, 17 July 2012  
 Dr. Robert Ferko, 18 July 2012  
 H. E. Mr Pierre-Francois Mourier, Ambassador of the French Republic, Embassy of the French Republic, Ljubljana, 19 September 2012  
 Mateja Dermastja, M. Sc., CEO, PoliMaT Centre of Excellence, Ljubljana, 27 September 2012  
 Prof. Boris Frllec, Former Director of JSI, Ljubljana, 25 October 2012  
 Prof. Oh In Kwon, Prof. Eung Je Woo, Prof. Jin Keun Seo, Konkuk University, Korea Kyung Hee University, Suwona, Korea Yonsei University, Seoul, Korea, 25 November 2012



Rudi Grimm

# INTERNATIONAL COOPERATION

Multilateral international cooperation	No. of projects
7. FP (COOPERATION: HEALTH, FOOD, AGRICULTURE/FISHERIES, BIOTECHNOLOGY, INFORMATION COMMUNICATION TECHNOLOGIES, NANOSCIENCES + NANOTECHNOLOGIES, MATERIALS + NEW PRODUCTION TECHNOLOGIES, ENERGY, ENVIRONMENT AND CLIMATE CHANGE, TRANSPORT (INCLUDING AERONAUTICS), SOCIO-ECONOMIC SCIENCES + THE HUMANITIES, SPACE, SECURITY; IDEAS: FRONTIER RESEARCH (EUROPEAN RESEARCH COUNCIL); PEOPLE: MARIE CURIE FELLOWSHIPS; CAPACITIES: RESEARCH INFRASTRUCTURES, SMES, REGIONS OF KNOWLEDGE, RESEARCH POTENTIAL, SCIENCE AND SOCIETY, INCO (HORIZONTAL), DEVELOPMENT OF POLICIES)	94
7. FP - EURATOM	44
6. FP	3
ESRR	5
OTHERS (COST, IAEA, EIE, IRMM, ESA, NATO, CIP, CE, SEE, EMRP, WHO, LIFE+ ...)	107
<b>TOTAL</b>	<b>253</b>

Bilateral cooperation	No. of projects
Argentina	3
Austria	3
Bulgaria	2
Brazil	3
Montenegro	3
Cyprus	1
Czech Republic	1
Finland	2
France	15
Croatia	7
Italy	2
Japan	7

Bilateral cooperation	No. of projects
China	5
Korea	2
Hungary	2
Norway	2
Romania	4
Russia	2
Slovakia	1
Serbia	6
Turkey	1
Ukraine	1
USA	24
<b>TOTAL</b>	<b>99</b>

## INTERNATIONAL COOPERATION AGREEMENTS

*In 2012, cooperation agreements were signed between the Jožef Stefan Institute and:*

1. TRL Technology Limited, Gloucestershire, United Kingdom (F2, E6)
2. ENEA - UTFUS, Frascati (RM), Italy (F8)
3. Porzellanfabrik Frauenthal, Frauenthal, Austria (K1)
4. Institute of Physical Chemistry "Ilie Murgulescu" of Romanian Academy, Bucharest, Romania (K5)
5. Du Pont (U.K.) Limited, Hertfordshire, United Kingdom (K5)
6. Tele and Radio Research Institute (ITR), Warsaw, Poland (K5)
7. American Type Culture Collection - ATCC, Manassas, VA, USA (B1)
8. F. Hoffmann-La Roche Ltd, Basel, Switzerland (B1)
9. Helmholtz Zentrum Berlin für Materialien und Energie, Elektronenspeicherung BESSY II, Berlin-Adlershof, Germany (B1)
10. Zhejiang University, State Environmental Protection Engineering Center for Coal-Fired Air Pollution Control (ZU SEPEC), Hangzhou, PR China; Jožef Stefan International Postgraduate School (IPS), Ljubljana, Slovenia (O2)
11. Comenius University Bratislava, Faculty of Mathematics, Physics and Informatics, Bratislava, Slovak Republic (O2)
12. Fundación Universidad Empresa ADEIT, Departamento de Teleformación/ Leonardo da Vinci, Valencia, Spain (O2)
13. Tampere University of Technology, Department of Production Engineering, Tampere, Finland (E1)
14. Hellenic Military Academy, Athens, Greece (E1)
15. Hexis AG, Winterthur, Switzerland; Hexis GmbH, Konstanz, Germany (E2)
16. The Université Pierre et Marie Curie (UPMC), Paris, France (E5)
17. Korea Atomic Energy Research Institute (KAERI), Daejeon, Korea (R4)

# COOPERATION WITH UNIVERSITIES

## FULL-TIME FACULTY MEMBERS

### Professors

1. Asst. Prof. Denis Arčon, University of Ljubljana, Faculty of Mathematics and Physics
2. Prof. Iztok Arčon, University of Nova Gorica
3. Prof. Janez Bonča, University of Ljubljana, Faculty of Mathematics and Physics
4. Prof. Ivan Bratko, Academician, University of Ljubljana, Faculty of Computer and Information Science
5. Prof. Milan Brumen, University of Maribor, Faculty of Education
6. Prof. Dean Cvetko, University of Ljubljana, Faculty of Mathematics and Physics
7. Prof. Mojca Čepič, University of Ljubljana, Faculty of Education
8. Prof. Martin Čopič, University of Ljubljana, Faculty of Mathematics and Physics
9. Prof. Janez Dolinšek, University of Ljubljana, Faculty of Mathematics and Physics
10. Prof. Irena Drevenšek Olenik, University of Ljubljana, Faculty of Mathematics and Physics
11. Prof. Mihael Drogenik, University of Maribor, Faculty of Chemistry and Chemical Engineering, Faculty of Medicine and Jožef Stefan International Postgraduate School, Ljubljana
12. Prof. Svetlana Fajfer, University of Ljubljana, Faculty of Mathematics and Physics
13. Prof. Bojan Golli, University of Ljubljana, Faculty of Education
14. Prof. Boštjan Golob, University of Ljubljana, Faculty of Mathematics and Physics
15. Prof. Tomaž Gyergyek, University of Ljubljana, Faculty of Electrical Engineering
16. Asst. Prof. Branko Kavšek, University of Primorska, Faculty of Mathematics, Natural Sciences and Information Technologies
17. Prof. Borut Paul Kerševan, University of Ljubljana, Faculty of Mathematics and Physics
18. Prof. Juš Kocijan, University of Nova Gorica
19. Prof. Alojzij Franc Kodre, University of Ljubljana, Faculty of Mathematics and Physics
20. Asst. Prof. Samo Korpar, University of Maribor, Faculty of Chemistry and Chemical Engineering
21. Prof. Janko Kos, University of Ljubljana, Faculty of Pharmacy
22. Prof. Stanislav Kovačič, University of Ljubljana, Faculty of Electrical Engineering
23. Prof. Samo Kralj, University of Maribor, Faculty of Education
24. Prof. Edvard Kramar, University of Ljubljana, Faculty of Mathematics and Physics
25. Prof. Marjeta Kramar Fijavž, University of Ljubljana, Faculty of Mathematics and Physics
26. Asst. Prof. Matjaž Kristl, University of Maribor, Faculty of Chemistry and Chemical Engineering
27. Prof. Peter Kržan, University of Ljubljana, Faculty of Mathematics and Physics
28. Prof. Brigita Lenarčič, University of Ljubljana, Faculty of Chemistry and Chemical Technology
29. Prof. Andrej Likar, University of Ljubljana, Faculty of Mathematics and Physics
30. Prof. Marko Mikuš, University of Ljubljana, Faculty of Mathematics and Physics
31. Prof. Igor Muševič, University of Ljubljana, Faculty of Mathematics and Physics
32. Prof. Slavko Pečar, University of Ljubljana, Faculty of Pharmacy
33. Prof. Rudolf Podgornik, University of Ljubljana, Faculty of Mathematics and Physics
34. Asst. Prof. Tomaž Podobnik, University of Ljubljana, Faculty of Mathematics and Physics
35. Prof. Peter Prelovšek, University of Ljubljana, Faculty of Mathematics and Physics
36. Asst. Prof. Saša Prelovšek Komelj, University of Ljubljana, Faculty of Mathematics and Physics
37. Prof. Anton Ramšak, University of Ljubljana, Faculty of Mathematics and Physics
38. Asst. Prof. Iztok Savnik, University of Primorska, Faculty of Mathematics, Natural Sciences and Information Technologies
39. Prof. Janez Seliger, University of Ljubljana, Faculty of Mathematics and Physics
40. Prof. John Shawe-Taylor, University College London, Centre for Computational Statistics and Machine Learning
41. Prof. Aleš Stanovnik, University of Ljubljana, Faculty of Electrical Engineering
42. Prof. Janez Stepišnik, University of Ljubljana, Faculty of Mathematics and Physics
43. Prof. Saša Svetina, Academician, University of Ljubljana, Faculty of Medicine
44. Prof. Simon Širca, University of Ljubljana, Faculty of Mathematics and Physics
45. Prof. Žiga Šmit, University of Ljubljana, Faculty of Mathematics and Physics
46. Prof. Borut Štrukelj, University of Ljubljana, Faculty of Pharmacy
47. Prof. Jurij Franc Tasič, University of Ljubljana, Faculty of Electrical Engineering, University of Primorska, Koper
48. Asst. Prof. Tanja Urbančič, University of Nova Gorica
49. Asst. Prof. Nataša Vaupotič, University of Maribor, Faculty of Education
50. Asst. Prof. Darko Veberič, University of Nova Gorica
51. Prof. Danilo Zavrtnik, University of Nova Gorica
52. Prof. Marko Zgonik, University of Ljubljana, Faculty of Mathematics and Physics
53. Asst. Prof. Primož Ziherl, University of Ljubljana, Faculty of Mathematics and Physics
54. Prof. Slobodan Žumer, University of Ljubljana, Faculty of Mathematics and Physics

### Assistants and researchers

1. Asst. Prof. Marko Bračko, University of Maribor, Faculty of Chemistry and Chemical Engineering
2. Dr. Gregor Gigler, University of Ljubljana, Faculty of Mathematics and Physics
3. Dr. Jure Leskovec, Stanford University, Palo Alto, California, USA
4. Dr. Rok Okorn, University of Ljubljana, Faculty of Mathematics and Physics
5. Dr. Tomaž Rejcek, University of Ljubljana, Faculty of Mathematics and Physics

## PART-TIME FACULTY MEMBERS

### Professors

1. Asst. Prof. Andreja Benčan Golob, Jožef Stefan International Postgraduate School, Ljubljana
2. Asst. Prof. Ljudmila Benedik, University of Ljubljana, Faculty of Chemistry and Chemical Technology, Faculty of Mathematics and Physics and Jožef Stefan International Postgraduate School, Ljubljana
3. Asst. Prof. Slavko Bernik, Jožef Stefan International Postgraduate School, Ljubljana
4. Asst. Prof. Anton Biasizzo, Jožef Stefan International Postgraduate School, Ljubljana
5. Asst. Prof. Vid Bobnar, Jožef Stefan International Postgraduate School, Ljubljana
6. Prof. Marko Bohanec, University of Nova Gorica, School of Engineering and Management and Jožef Stefan International Postgraduate School, Ljubljana

7. Prof. Vladimir Cindro, University of Ljubljana, Faculty of Natural Sciences and Technology
8. Prof. Leon Cizelj, University of Ljubljana, Faculty of Mathematics and Physics
9. Asst. Prof. Uroš Cvelbar, Jožef Stefan International Postgraduate School, Ljubljana
10. Prof. Miran Čeh, University of Ljubljana, Faculty of Chemistry and Chemical Technology and Jožef Stefan International Postgraduate School, Ljubljana
11. Asst. Prof. Nina Daneu, Jožef Stefan International Postgraduate School, Ljubljana
12. Prof. Marko Debeljak, Jožef Stefan International Postgraduate School, Ljubljana, University of Ljubljana, University of Primorska, University of Nova Gorica, University of Tennessee, USA, University of Lorain, France
13. Asst. Prof. Jure Demšar, University of Konstanz, Germany, Jožef Stefan International Postgraduate School, Ljubljana
14. Asst. Prof. Goran Dražič, Jožef Stefan International Postgraduate School, Ljubljana
15. Prof. Sašo Džeroski, Jožef Stefan International Postgraduate School, Ljubljana
16. Prof. Borka Džonova Jerman Blažič, University of Ljubljana, Faculty of Economics and Jožef Stefan International Postgraduate School, Ljubljana
17. Asst. Prof. Tomaž Erjavec, Jožef Stefan International Postgraduate School, Ljubljana, Karl-Franzens-Universität Graz, Austria
18. Asst. Prof. Ingrid Falnoga, University of Ljubljana, Faculty of Maritime Studies and Transport
19. Asst. Prof. Andrej Filipič, University of Nova Gorica
20. Prof. Bogdan Filipič, University of Ljubljana, Faculty of Mechanical Engineering, Faculty of Computer and Information Science, University of Nova Gorica, Faculty of Engineering and Management, Jožef Stefan International Postgraduate School, Ljubljana
21. Asst. Prof. Marko Fonovič, Jožef Stefan International Postgraduate School, Ljubljana
22. Prof. Matjaž Gams, University of Ljubljana, Faculty of Economics, Faculty of Computer and Information Science, Faculty of Arts, Jožef Stefan International Postgraduate School, Ljubljana
23. Asst. Prof. Marko Gerbec, Jožef Stefan International Postgraduate School, Ljubljana
24. Prof. Ester Heath, Jožef Stefan International Postgraduate School, Ljubljana
25. Prof. Milena Horvat, Jožef Stefan International Postgraduate School, Ljubljana, University of Maribor, Faculty of Mechanical Engineering
26. Asst. Prof. Marko Hrovat, Jožef Stefan International Postgraduate School, Ljubljana
27. Asst. Prof. Jernej Iskra, Jožef Stefan International Postgraduate School, Ljubljana and University of Maribor, Faculty of Chemistry and Chemical Engineering
28. Asst. Prof. Boštjan Jančar, Jožef Stefan International Postgraduate School, Ljubljana
29. Asst. Prof. Tomaž Javornik, Jožef Stefan International Postgraduate School, Ljubljana
30. Prof. Igor Jenčič, University of Maribor, Faculty of Civil Engineering, University of Ljubljana, Faculty of Mathematics and Physics
31. Asst. Prof. Robert Jeraj, University of Ljubljana, Faculty of Mathematics and Physics, University of Wisconsin, School of Medical Physics, Madison
32. Asst. Prof. Zvonka Jeran, Jožef Stefan International Postgraduate School, Ljubljana
33. Prof. Đani Juričić, University of Nova Gorica, School of Environmental Sciences, University of Maribor, Faculty of Logistics and Jožef Stefan International Postgraduate School, Ljubljana
34. Prof. Viktor Kabanov, Jožef Stefan International Postgraduate School, Ljubljana
35. Prof. Gorazd Kandus, University of Maribor, Faculty of Electrical Engineering and Computer Science and Jožef Stefan International Postgraduate School, Ljubljana
36. Prof. Monika Kapus Kolar, University of Maribor, Faculty of Electrical Engineering and Computer Science
37. Asst. Prof. Ivo Kljenak, University of Ljubljana, Faculty of Mathematics and Physics
38. Asst. Prof. Tomaž Klobučar, Jožef Stefan International Postgraduate School, Ljubljana, DOBA Faculty of Applied Business and Social Studies, Maribor
39. Prof. Spomenka Kobe, University of Ljubljana, Faculty of Natural Sciences and Technology, Jožef Stefan International Postgraduate School, Ljubljana
40. Asst. Prof. Robert Kocjančič, Jožef Stefan International Postgraduate School, Ljubljana
41. Prof. Ivan Aleksander Kodeli, University of Maribor, Faculty of Energy Technology
42. Asst. Prof. Matej Andrej Komelj, University of Ljubljana, Faculty of Mathematics and Physics
43. Prof. Branko Kontić, University of Nova Gorica
44. Asst. Prof. Dušan Kordiš, University of Ljubljana, Faculty of Chemistry and Chemical Technology, Jožef Stefan International Postgraduate School, Ljubljana
45. Prof. Peter Korošec, University of Primorska, Koper, Faculty of Mathematics, Sciences and Information Technologies
46. Asst. Prof. Barbara Koroušič Seljak, Jožef Stefan International Postgraduate School
47. Prof. Marija Kosec, University of Ljubljana, Faculty of Natural Sciences and Technology and Jožef Stefan International Postgraduate School, Ljubljana
48. Prof. Tomaž Kosmač, University of Ljubljana, Faculty of Natural Sciences and Technology, Medical Faculty and Jožef Stefan International Postgraduate School, Ljubljana
49. Dr. Igor Kovač, Fachhochschule Joanneum, Graz, Austria
50. Asst. Prof. Janez Kovač, University of Ljubljana, Faculty of Natural Sciences and Technology and Jožef Stefan International Postgraduate School, Ljubljana
51. Prof. Igor Križaj, University of Ljubljana, Faculty of Chemistry and Chemical Technology, Biotechnical Faculty, Medical Faculty, Jožef Stefan International Postgraduate School, Ljubljana
52. Asst. Prof. Danjela Kušcer Hrovatin, Jožef Stefan International Postgraduate School, Ljubljana
53. Prof. Zdravko Kutnjak, University of Ljubljana, Faculty of Mathematics and Physics and Faculty of Mechanical Engineering, Jožef Stefan International Postgraduate School, Ljubljana
54. Prof. Nada Lavrač, University of Ljubljana, Faculty of Social Sciences, University of Nova Gorica, Jožef Stefan International Postgraduate School, Ljubljana
55. Prof. Jadran Lenarčič, University of Ljubljana, Faculty of Electrical Engineering, University of Nova Gorica, Università degli studi di Bologna
56. Asst. Prof. Matej Lipoglavšek, University of Ljubljana, Faculty of Mathematics and Physics
57. Asst. Prof. Darja Lisjak, Jožef Stefan International Postgraduate School, Ljubljana
58. Asst. Prof. Sonja Lojen, University of Ljubljana, Faculty of Natural Sciences and Engineering, University of Nova Gorica, School of Environmental Sciences and Jožef Stefan International Postgraduate School, Ljubljana
59. Prof. Boris Majaron, University of Ljubljana, Faculty of Mathematics and Physics
60. Prof. Darko Makovec, University of Maribor, Faculty of Chemistry and Chemical Engineering and Faculty of Medicine, Jožef Stefan International Postgraduate School, Ljubljana
61. Prof. Barbara Malič, Jožef Stefan International Postgraduate School, Ljubljana
62. Prof. Borut Mavko, University of Ljubljana, Faculty of Mathematics and Physics
63. Asst. Prof. Paul McGuinness, Jožef Stefan International Postgraduate School, Ljubljana
64. Prof. Igor Mekjavič, University of Portsmouth, Institute of Biomedical and Biomolecular Sciences, Portsmouth, United Kingdom
65. Asst. Prof. Alenka Mertelj, University of Ljubljana, Faculty of Mathematics and Physics
66. Asst. Prof. Tomaž Mertelj, University of Ljubljana, Faculty of Mathematics and Physics
67. Prof. Dragan Dragoljub Mihailović, University of Ljubljana, Faculty of Mathematics and Physics and Jožef Stefan International Postgraduate School, Ljubljana
68. Prof. Radmila Milačić, Jožef Stefan International Postgraduate School, Ljubljana
69. Prof. Ingrid Milošev, University of Zagreb, Croatia, Faculty of Chemical Engineering and Technology

70. **Prof. Dunja Mladenič**, Jožef Stefan International Postgraduate School, Ljubljana and University of Zagreb, Croatia, University of Ljubljana, Faculty of Education, University of Nova Gorica, University of Primorska, Koper
71. **Asst. Prof. Mihael Mohorčič**, Jožef Stefan International Postgraduate School, Ljubljana
72. **Prof. Miran Mozetič**, University of Nova Gorica, Jožef Stefan International Postgraduate School, Ljubljana, University of Ljubljana, Faculty of Natural Sciences and Technology
73. **Asst. Prof. Bojan Nemeč**, Jožef Stefan International Postgraduate School, Ljubljana
74. **Prof. Franc Novak**, University of Maribor, Faculty of Electrical Engineering and Computer Science and Jožef Stefan International Postgraduate School, Ljubljana
75. **Asst. Prof. Roman Novak**, Jožef Stefan International Postgraduate School, Ljubljana
76. **Asst. Prof. Saša Novak Krmpotič**, Jožef Stefan International Postgraduate School, Ljubljana
77. **Asst. Prof. Nataša Obermajer**, University of Ljubljana, Faculty of Pharmacy
78. **Prof. Nives Ogrinc**, Jožef Stefan International Postgraduate School, Ljubljana
79. **Asst. Prof. Gregor Papa**, Jožef Stefan International Postgraduate School, Ljubljana
80. **Asst. Prof. Primož Pelicon**, University of Ljubljana, Faculty of Mathematics and Physics
81. **Asst. Prof. Toni Petan**, University of Nova Gorica, School of Environmental Sciences, School for Viticulture and Enology
82. **Asst. Prof. Uroš Petrovič**, University of Nova Gorica, School of Environmental Sciences, School for Viticulture and Enology
83. **Asst. Prof. Maja Ponikvar-Svet**, Jožef Stefan International Postgraduate School, Ljubljana
84. **Prof. Albert Prodan**, Jožef Stefan International Postgraduate School, Ljubljana
85. **Prof. Jože Pungercar**, University of Ljubljana, Faculty of Chemistry and Chemical Technology
86. **Asst. Prof. Aleksander Rečnik**, University of Ljubljana, Faculty of Natural Sciences and Technology, Jožef Stefan International Postgraduate School, Ljubljana
87. **Prof. Maja Remškar**, Jožef Stefan International Postgraduate School, Ljubljana
88. **Asst. Prof. Igor Serša**, University of Ljubljana, Faculty of Natural Sciences and Technology, Jožef Stefan International Postgraduate School, Ljubljana
89. **Asst. Prof. Tomaž Skapin**, Jožef Stefan International Postgraduate School
90. **Prof. Borut Smodiš**, University of Ljubljana, Faculty of Chemistry and Chemical Technology, University of Maribor, Faculty of Energy technology, University of Nova Gorica, School of Environmental Sciences and Jožef Stefan International Postgraduate School, Ljubljana
91. **Prof. Marko Starič**, University of Ljubljana, Faculty of Mathematics and Physics
92. **Prof. Stojan Stavber**, Jožef Stefan International Postgraduate School, Ljubljana
93. **Prof. Peter Stegnar**, University of Ljubljana, Faculty of Mathematics and Physics, Jožef Stefan International Postgraduate School, Ljubljana
94. **Prof. Vekoslava Stibilj**, Jožef Stefan International Postgraduate School, Ljubljana
95. **Asst. Prof. Veronika Stoka**, Jožef Stefan International Postgraduate School, Ljubljana
96. **Prof. Stanislav Strmčnik**, University of Nova Gorica, University of Ljubljana, Faculty of Electrical Engineering
97. **Prof. Danilo Suvorov**, University of Ljubljana, Faculty of Chemistry and Chemical Technology and Faculty of Mathematics and Physics, Jožef Stefan International Postgraduate School, Ljubljana
98. **Prof. Janez Ščančar**, Jožef Stefan International Postgraduate School, Ljubljana
99. **Asst. Prof. Jurij Šilc**, Jožef Stefan International Postgraduate School, Ljubljana
100. **Asst. Prof. Srečo Davor Škapin**, Jožef Stefan International Postgraduate School, Ljubljana
101. **Asst. Prof. Zdenka Šlejkovec**, Jožef Stefan International Postgraduate School, Ljubljana
102. **Asst. Prof. Janez Štrancar**, Jožef Stefan International Postgraduate School, Ljubljana
103. **Asst. Prof. Sašo Šturm**, Jožef Stefan International Postgraduate School, Ljubljana
104. **Asst. Prof. Aleš Švigelj**, Jožef Stefan International Postgraduate School, Ljubljana
105. **Prof. Iztok Tiselj**, University of Ljubljana, Faculty of Mathematics and Physics
106. **Asst. Prof. Andrej Trkov**, University of Ljubljana, Faculty of Mathematics and Physics and University of Maribor, Faculty of Energy Technology
107. **Asst. Prof. Roman Trobec**, University of Ljubljana, Faculty of Computer and Information Science
108. **Prof. Boris Turk**, University of Ljubljana, Biotechnical Faculty, Faculty of Chemistry and Chemical Technology, Jožef Stefan International Postgraduate School, Ljubljana
109. **Prof. Dušan Turk**, University of Ljubljana, Faculty of Chemistry and Chemical Technology and Faculty of Medicine, Jožef Stefan International Postgraduate School, Ljubljana
110. **Prof. Vito Turk**, University of Ljubljana, Faculty of Chemistry and Chemical Technology, Jožef Stefan International Postgraduate School, Ljubljana
111. **Asst. Prof. Aleš Ude**, Jožef Stefan International Postgraduate School, Ljubljana
112. **Prof. Janja Vaupotič**, University of Ljubljana, Faculty of Medicine, University of Nova Gorica and Jožef Stefan International Postgraduate School, Ljubljana
113. **Asst. Prof. Alenka Vesel**, Jožef Stefan International Postgraduate School
114. **Asst. Prof. Damir Vrančič**, Jožef Stefan International Postgraduate School and University of Maribor, Faculty of Logistics
115. **Prof. Boštjan Zalar**, University of Ljubljana, Faculty of Mathematics and Physics and Biotechnical Faculty, Jožef Stefan International Postgraduate School, Ljubljana
116. **Prof. Marko Zavrtanik**, University of Nova Gorica
117. **Prof. Aleksander Zidanšek**, University of Maribor, Faculty of Education, Jožef Stefan International Postgraduate School, Ljubljana
118. **Prof. Boris Žemva**, University of Ljubljana, Faculty of Chemistry and Chemical Technology, Jožef Stefan International Postgraduate School, Ljubljana
119. **Asst. Prof. Eva Žerovnik**, Jožef Stefan International Postgraduate School, Ljubljana
120. **Asst. Prof. Matjaž Žitnik**, University of Ljubljana, Faculty of Mathematics and Physics
121. **Asst. Prof. Leon Žlajpah**, Jožef Stefan International Postgraduate School, Ljubljana
122. **Asst. Prof. Bernard Ženko**, Faculty of Information Studies, Novo Mesto and University of Nova Gorica
123. **Asst. Prof. Martin Žnidaršič**, Faculty of Information Studies, Novo Mesto and University of Nova Gorica

## Assistants and researchers

1. **Dr. Tanja Arh**, Jožef Stefan International Postgraduate School, Ljubljana, DOBA Faculty of Applied Business and Social Studies, Maribor
2. **Dr. Zoran Arsov**, University of Ljubljana, Faculty of Mathematics and Physics
3. **Dr. Jan Babič**, University of Ljubljana, Faculty of Electrical Engineering
4. **Dr. Klemen Bučar**, University of Ljubljana, Faculty of Mathematics and Physics
5. **Blaž Fortuna, B. Sc.**, Jožef Stefan International Postgraduate School, Ljubljana
6. **Matej Gašperin, B. Sc.**, University of Nova Gorica
7. **Dr. Dejan Gradišar**, University of Ljubljana, Faculty of Electrical Engineering
8. **Dr. Andrej Hrovat**, Jožef Stefan International Postgraduate School, Ljubljana
9. **Dr. Peter Jeglič**, University of Ljubljana, Faculty of Chemistry and Chemical Technology and Faculty of Mathematics and Physics
10. **Boštjan Kaluža, B. Sc.**, Jožef Stefan International Postgraduate School, Ljubljana
11. **Dr. Martin Klanjšek**, University of Ljubljana, Faculty of Mathematics and Physics
12. **Dr. Boštjan Končar**, University of Ljubljana, Faculty of Mathematics and Physics
13. **Jurij Koruza, B. Sc.**, University of Ljubljana, Faculty of Natural Sciences and Technology
14. **Dr. Marjan Kromar**, University of Maribor, Faculty of Energy Technology
15. **Dr. Matjaž Leskovar**, University of Ljubljana, Faculty of Mathematics and Physics
16. **Dr. Andrej Mihelič**, University of Ljubljana, Faculty of Mathematics and Physics
17. **Dr. Matija Milanič**, University of Ljubljana, Faculty of Mathematics and Physics
18. **Dr. Natan Osterman**, University of Ljubljana, Faculty of Mathematics and Physics
19. **Dr. Rok Pestotnik**, University of Ljubljana, Faculty of Mathematics and Physics
20. **Vladimir Radulovič**, University of Nova Gorica, School of Applied Sciences

21. Dr. Andrej Prošek, University of Ljubljana, Faculty of Mathematics and Physics
22. Dr. Igor Sega, University of Ljubljana, Faculty of Mathematics and Physics
23. Dr. Andrej Studen, University of Ljubljana, Faculty of Mathematics and Physics
24. Dr. Miha Škarabot, University of Ljubljana, Faculty of Natural Sciences and Technology and Faculty of Mathematics and Physics
25. Dr. Primož Škraba, University of Ljubljana, Faculty of computer and information science
26. Tea Tušar, M. Sc., Jožef Stefan International Postgraduate School, Ljubljana
27. Dr. Marko Udovič, Jožef Stefan International Postgraduate School, Ljubljana
28. Dr. Matjaž Vencelj, University of Ljubljana, Faculty of Mathematics and Physics
29. Dr. Mojca Vilfan, University of Ljubljana, Faculty of Mathematics and Physics
30. Dr. Darko Vrečko, University of Nova Gorica, School of Environmental Sciences
31. Dr. Andrej Zorko, University of Ljubljana, Faculty of Natural Sciences and Technology and Faculty of Chemistry and Chemical Technology
32. Žerovnik Gašper, University of Maribor, Faculty of Energy Technology
33. Dr. Dušan Žigon, Jožef Stefan International Postgraduate School, Ljubljana

## ART EXHIBITIONS AT THE JSI

---

Igor Banfi, 16 January-16 February

Kamila Volčanšek, 20 February-15 March

Bogdan Borčič, 19 March-12 April

Seven Masters of Photography, 16 April-10 May

Jernej Skrt, 14 May-14 June

Miha Boljka, 18 June-12 July

Ljubljana Fine Artist Society, 16 July-27 September

Roman Makše, 15 October-15 November

Lojze Logar, 26 November-17 January 2013



*Prof. Jadran Lenarčič, Director of the JSI, and Bogdan Borčič at the opening of the exhibition of his works*



# INSTITUTE COLLOQUIA

15 January 2012: **Andrej Trkov**

Jožef Stefan Institute

***Nuclear data - and what to do with them***

25 January 2012: **Viktor V. Kabanov**

Jožef Stefan Institute

***Superconductivity: Electron-phonon Coupling and Unconventional Pairing with Repulsive Interaction***

15 February 2012: **Richard Dronskowski**

RWTH Aachen University, Aachen, Germany

***Solid-state chemistry - where chemistry meets physics and materials science***

29 February 2012: **Maya Kiskinova**

Elettra, Trieste, Italy

***Selected research highlights and recent developments at Elettra Laboratory in Trieste***

19 March 2012: **Rudi Grimm**

Universität Innsbruck, Innsbruck, Austria

***Ultracold Atoms: Model Kits for Quantum Matter***

20 March 2012: **Boris Žemva**

Jožef Stefan Institute

***Half a century of noble gases chemistry: A historical overview, the developments in the world and the main achievements at "Jožef Stefan" Institute***

21 March 2012: **Boris Turk**

Jožef Stefan Institute, Centre of Excellence for Integrated Approaches in Chemistry and Biology of Proteins, Center of Excellence: Nanoscience and Nanotechnology and Faculty of Chemistry and Chemical Technology, University of Ljubljana

***Biomedicine - Challenges for the Future***

23 March 2012: **Gabrijel Kernel**

Jožef Stefan Institute, Faculty of Mathematics and Physics, University of Ljubljana

***Development of elementary-particle physics***

4 April 2012: **Goran Senjanović**

ICTP, Trieste, Italy

***LHC and the neutrino paradigm***

18 April 2012: **Alexey Ekaykin**

Arctic and Antarctic Research Institute, St. Petersburg, Russian Federation

***Drilling the Ice from the Past to the Future: The history of deep ice drilling at Antarctic Vostok Station and Lake Vostok exploration***

25 April 2012: **Nikolaus Nestle**

BASF, Ludwigshafen, Germany

***Low-field NMR in industrial analytics***

9 May 2012: **Miran Mozetič**

Jožef Stefan Institute

***Surface modification with non-equilibrium plasma***

23 May 2012: **Igor Jenčič**

Jožef Stefan Institute

***Energy - numbers rather than emotions***

6 June 2012: **Stephan Herminghaus**

Max Planck Institute for Dynamics and Self-Organization, Göttingen, Germany

***Experiments with active emulsions***

22 June 2012: **Matjaž Gams**

Jožef Stefan Institute

***The centenary of Turing, the Einstein of computer science***

20 September 2012: **Murugappan Muthukumar**

University of Massachusetts, Amherst, USA

***Theory of macromolecular transport through protein channels and nanopores***

17 October 2012: **Bogdan Povh**

Max Planck Institute for Nuclear Physics, Heidelberg, Germany

***A somewhat nostalgic view of nuclear physics***

9 November 2012: **Jure Zupan**

University of Cincinnati, Cincinnati, USA

***What is the relevance of the discovery of Higgs boson?***

21 November 2012: **Griša Močnik**

Aerosol d.o.o., Ljubljana

***Measurement of aerosolized black carbon - Health and Climate - two birds with one stone?***

4 December 2012: **Steffen Krämer**

Laboratoire National des Champs Magnétiques Intense, Grenoble, France

***Physics, chemistry and materials science in very high magnetic fields: NMR and beyond***

12 December 2012: **Đani Juričić**

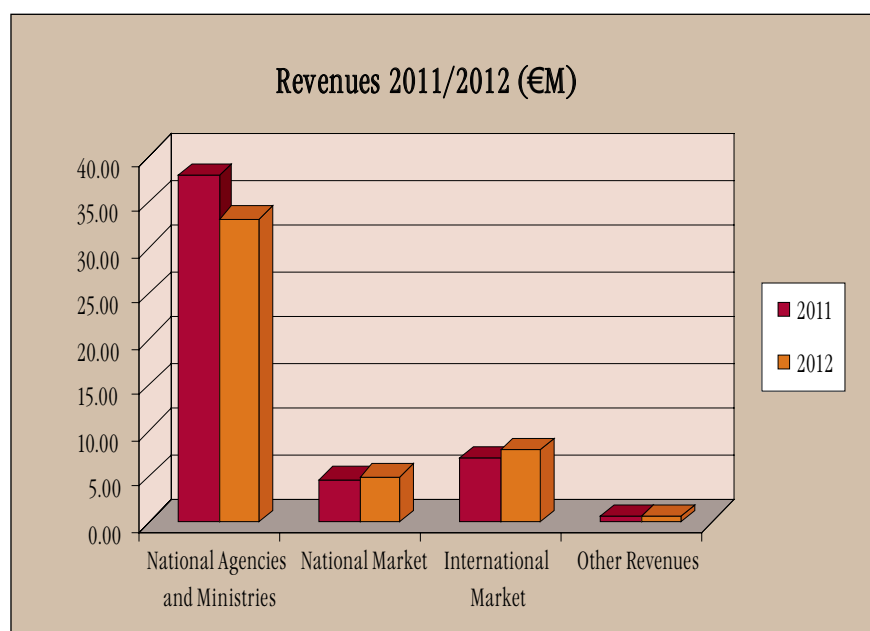
Jožef Stefan Institute

***Diagnostics, prognostics and e-maintenance of industrial systems***

# FINANCING

## REVENUES JSI (€) AND NUMBER OF PROJECTS

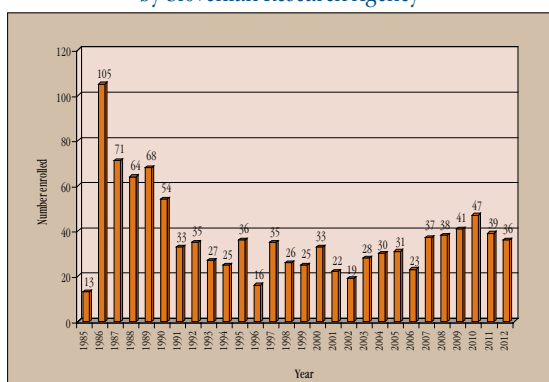
	Contribution		Contribution			No. of Projects in 2012
	2012	2012	2011	2011	Index 2012/2011	
National Agencies and Ministries	33,267,535	71.1 %	37,946,161	75.6 %	87.7	573
National Market	5,012,171	10.7 %	4,682,766	9.3 %	107.0	281
International Market	7,924,955	16.9 %	6,968,502	13.9 %	113.7	384
Other Revenues	585,646	1.3 %	601,959	1.2 %	97.3	
<b>TOTAL</b>	<b>46,790,307</b>	<b>100.0 %</b>	<b>50,199,388</b>	<b>100.00 %</b>	<b>93.2</b>	<b>1238</b>



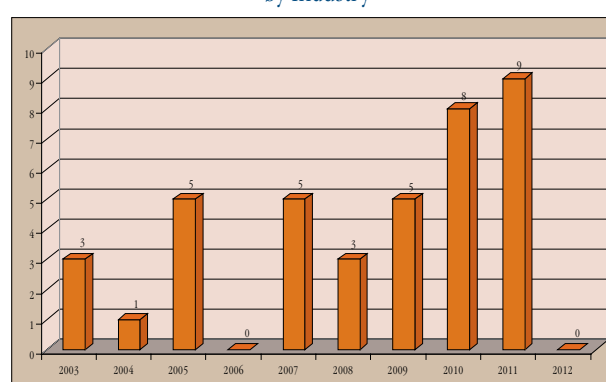
## POSTGRADUATES FINANCED

1985-2012

by Slovenian Research Agency



by Industry





# JSI UNDERGRADUATE SCHOLARSHIPS

1977-2012

Year	FMF		FKKT UNI LJ	FKKT UNI MB	NTF	FDV	FA	BF	FE and FRI	Other UNI LJ	FG and FERI	UNG	IPS	Total
	Physics	Mathematics												
... 1982	115	38	100						50	12				315
1983	10	1	5						9		1			26
1984	11	3	7					1	12		1			35
1985	18	4	6					1	19		1			49
1986	16	8	4						22	2				52
1987	20	8	4						23	2				57
1988	26	7	8					1	27	2				71
1989	26	6	10					1	19	3	1			66
1990	26	5	11					2	25		1			70
1991	23	2	9					2	24	2	1			63
1992	22	3	16					3	17	1				62
1993	21	1	15					3	13	1				54
1994	7	1	8					3	6					25
1995	2		9					3	5					19
1996	2		9					3	5					19
1997	2		12					1	4		1			20
1998	1		6					1	7		1			16
1999	2		7					4	7					20
2000	1		5					3	9					18
2001	3		13					3	10					29
2002	4		20					3	10					37
2003	3		18					2	12	1				36
2004	4		17					1	15	1	2	2		42
2005	3		12			1		2	19		2	1		40
2006	2		12			1		1	17		2	2		37
2007	3		14			1		2	18		2	1		41
2008	2	1	13	3		1		2	15		1	1		39
2009	2	1	17	4		1		5	16		1	2		49
2010	2		11	5	2	1	1	3	10		1	2	5	43
2011	2	1	11	5	4	1	1	4	7		1		6	43
2012	2		10	6	3	1		3	6				5	36
TOTAL	383	90	419	23	9	8	2	63	458	27	20	11	16	1529

**FMF** Faculty of Mathematics and Physics, University of Ljubljana

**FKKT (Uni-Lj)** Faculty of Chemistry and Chemical Technology, University of Ljubljana

**FKKT (Uni-Mb)** Faculty of Chemistry and Chemical Technology, University of Maribor

**NTF** Faculty of Natural Sciences and Engineering, University of Ljubljana

**FDV** Faculty of Social Sciences, University of Ljubljana

**FA** Faculty of Administration, University of Ljubljana

**BF** Biotechnical Faculty, University of Ljubljana

**FE** Faculty of Electrical Engineering, University of Ljubljana

**FRI** Faculty of Computer and Information Science, University of Ljubljana

**FG** Faculty of Civil Engineering, University of Maribor

**FERI** Faculty of Electrical Engineering and Computer Science, University of Maribor

**UNG** University of Nova Gorica

**IPS** Jožef Stefan International Postgraduate School

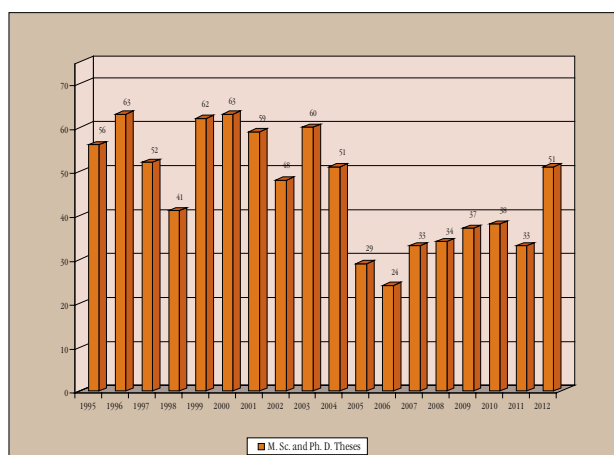
**Other UNI LJ** Faculty of Pharmacy, Faculty of Mechanical Engineering, Faculty of Economics, Faculty of Medicine, University of Ljubljana

# COMPLETED THESES

UNTIL 2012

Year	Ph. D. Theses	M. Sc. Theses	Total
...1962	15	6	21
1963	7		7
1964	7	2	9
1965	16		16
1966	2		2
1967		8	8
1968	4	8	12
1969	3	6	9
1970	2	12	14
1971	7	6	13
1972	11	24	35
1973	8	14	22
1974	21	10	31
1975	10	20	30
1976	6	31	37
1977	5	16	21
1978	10	20	30
1979	7	11	18
1980	13	10	23
1981	12	15	27
1982	13	18	31
1983	5	10	15
1984	14	17	31
1985	6	14	20
1986	8	15	23
1987	18	21	39

Year	Ph. D. Theses	M. Sc. Theses	Total
1988	12	26	38
1989	15	33	48
1990	16	41	57
1991	22	47	69
1992	19	42	61
1993	28	36	64
1994	27	37	64
1995	34	22	56
1996	38	25	63
1997	29	23	52
1998	21	20	41
1999	33	29	62
2000	36	27	63
2001	31	28	59
2002	29	19	48
2003	41	19	60
2004	31	20	51
2005	22	7	29
2006	22	2	24
2007	26	7	33
2008	29	5	34
2009	30	7	37
2010	33	5	38
2011	31	2	33
2012	47	4	51
<b>TOTAL</b>	<b>932</b>	<b>847</b>	<b>1779</b>



# PATENTS GRANTED

1. Matthew Bogyo, Steven H. L. Verhelst, Marko Fonović  
Mild chemically cleavable linker system  
Patent No. US8314215 (B2), United States Patent and Trademark Office, 20.11.2012.
2. Miran Mozetič, Alenka Vesel, Uroš Cvelbar  
Method and device for local functionalization of polymer materials  
Patent No. US8247039 (B2), United States Patent and Trademark Office, 21.8.2012.
3. Luca Gregoratti, Marco Peloi, Marija Kosec, Danjela Kuščer  
A material in the form of lithium fluoride powder containing colour centres, method for preparation and use thereof  
Patent No. IT1397095, Notarbartolo & Gervasi S.P.A., 28.12.2012.
4. Saša Novak, Nataša Drnovšek, Gregor Murn  
Bone implants with multilayered coating and process of their preparation  
Patent No. SI23420 (A), Slovenian Intellectual Property Office, 31.1.2012.
5. Aleš Dakskobler, Andraž Kocjan, Manca Logar  
Method for the preparation of carrier colloidal powder with high specific surface area  
Patent No. SI23502 (A), Slovenian Intellectual Property Office, 30.4.2012.
6. Matjaž Panjan, Miha Čekada, Peter Panjan, Damjan Matelič, Andrej Mohar, Tomaž Sirknik, Jožko Fišer  
Hard protective coatings with the ability to change their color  
Patent No. SI23538 (A), Slovenian Intellectual Property Office, 31.5.2012.
7. Helena Razpotnik, Ivan Lavrač, Janez Holc, Danjela Kuščer, Marija Kosec  
Procedure for fabrication of alumina porcelain with improved mechanical properties  
Patent No. SI23546 (A), Slovenian Intellectual Property Office, 31.5.2012.
8. Igor Muševič, Matjaž Humar  
Spherical liquid crystal laser  
Patent No. SI23567 (A), Slovenian Intellectual Property Office, 31.5.2012.
9. Aleš Dakskobler, Andraž Kocjan, Manca Logar  
Method for the preparation of carrier colloidal powder with high specific surface area  
Patent No. SI23580 (A), Slovenian Intellectual Property Office, 26.6.2012.
10. Aljaž Drnovšek, Dragan D. Mihailović  
An array smell sensor based on the measurement of the junction resistance of nanowires with different metals  
Patent No. SI23582 (A), Slovenian Intellectual Property Office, 29.6.2012.
11. Marin Berovič, Darko Makovec, Suzana Boškovič  
Process of magnetic precipitation of yeast biomass from sparkling wine  
Patent No. SI23583 (A), Slovenian Intellectual Property Office, 29.6.2012.
12. Roman Novak, Matjaž Vencelj  
Method for quantum distribution of the short-range key  
Patent No. SI23596 (A), Slovenian Intellectual Property Office, 29.6.2012.
13. Aljoša Maglica, Kristoffer Krnel, Tomaž Kosmač  
Single-stage process of manufacturing a composite ceramic heater  
Patent No. SI23609 (A), Slovenian Intellectual Property Office, 31.7.2012.
14. Rok Zaplotnik, Alenka Vesel, Miran Mozetič  
Device for high-frequency gas plasma excitation  
Patent No. SI23611 (A), Slovenian Intellectual Property Office, 31.7.2012.
15. Gregor Primc, Miran Mozetič  
Method for dynamically controlling the density of neutral atoms in a plasma vacuum chamber and a device for the processing of solid materials by using this method  
Patent No. SI23626 (A), Slovenian Intellectual Property Office, 31.7.2012.
16. Janez Holc, Kostja Makarovič, Darko Belavič, Marko Hrovat, Marija Kosec, Boris Jordan  
The manufacturing process of voids in the ceramic multi layered structures  
Patent No. SI23761 (A), Slovenian Intellectual Property Office, 31.12.2012.
17. Lovro Gorjan, Aleš Dakskobler  
Sintering heat treatment procedure of formpieces  
Patent No. SI23763 (A), Slovenian Intellectual Property Office, 31.12.2012.
18. Adolf Jesih, Andrej Kovič, Aleš Mrzel  
Method for a synthesis of quasi-one-dimensional structures of 4d and 5d (Nb, Mo Ta, W) transition metals  
Patent No. SI23768 (A), Slovenian Intellectual Property Office, 31.12.2012.

# AWARDS AND APPOINTMENTS

## AWARDS MADE TO JSI RESEARCHERS BY THE REPUBLIC OF SLOVENIA

### Zois Award and Zois Certificate of Recognition

#### Janez Bonča

Presented with the Zois Award for the highest scientific achievements in the solid state theory of strongly correlated electron systems

#### Boštjan Golob, Samo Korpar, Marko Starič

Presented with the Zois Award for special achievements in particle physics

### Puh Certificate of Recognition

Damir Vrančič (JSI), Samo Krančan (Danfoss Trata, Ljubljana), Zoran Šaponia (Danfoss Trata, Ljubljana), Aleš Svetek (JSI), Ivan Kočar (Danfoss Trata, Ljubljana)

Presented with the Puh Certificate of Recognition for the invention of intelligent motor drives for valves

## JSI AWARDS AND APPOINTMENTS

### The Jožef Stefan Golden Emblem Prize

*presented to the following for doctoral theses with high impact:*

#### Jernej Mravlje

The influence of phonons on electron transport in nanoscopic systems

#### Petra Brožič

Preparation of recombinant human hydroxysteroid dehydrogenases and study of their inhibitors

#### Andrej Gams

Control of periodic and aperiodic robot movement using nonlinear oscillators

## SELECTED OTHER AWARDS TO JSI RESEARCHERS

Jan Babič, Luka Peternel, Best Paper Student Award at a conference Robotics in Alpe-Adria-Danube Region 2012, Naples, Italy (awarded by the conference organizers)

Pavle Boškovski, Matej Gašperin, Dejan Petelin were the runners up in the IEEE PHM 2012 Prognostic Challenge (Data Challenge). They were invited to present their work at the 2012 IEEE International Conference on Prognostics and Health Management, Denver, Colorado, USA



*The recipients of Zois awards and recognitions*

**Milan Brumen**, “Srebrni znak Univerze v Mariboru” for successful pedagogical and science research work at the University of Maribor

**Raluca Camelia Frunza**, best poster paper award TCM2012, TCM2012, Crete, Greece, October 26, 2012

**Radojko Jačimović**, awarded the degree of Honorary Doctor by Odessa National Polytechnic University, Ukraine, 23. 10. 2012

**Juš Kocijan**, “Best paper award” during the conference Applied Mathematics, Simulation, Modelling 2012, North Atlantic University Union NAUN with paper Dynamic GP models: an overview and recent developments, Vougliameni, Greece

**Anton Kokalj**, Pregl Awards for Exceptional Achievements for Important Scientific Contribution in the Field of Chemistry and Associated Science

**Primož Koželj**, Prešern award of the Faculty of mathematics and Physics for Diploma thesis, University of Ljubljana, Ljubljana, Electrical, magnetic, and thermal properties of the  $\delta$ -FeZn10 complex intermetallic phase

**Samo Kralj**, Golden sign, Maribor, University of Maribor

**Urban Kuhar**, First place on the student competition for article «The design of a low-cost beacon receiver based on software defined radio», 21st International Electrotechnical and Computer Science Conference, Portorož, 18 September 2012

**Martina Lorenzetti, Saša Novak, Spomenka Kobe**, 2<sup>nd</sup> best oral presentation in Young researchers section, 20<sup>th</sup> Jubilee Conference on Materials and Technology, 17–19 October 2012, Portorož, Slovenia, given by the conference committee. Awarded contribution: Investigation of the properties of Titania coatings on Ti-based alloys substrates for body IMP.

**Martina Modic**, Award for the best Poster on 14th Joint Vacuum Conference, Poster with title “Shear stress and platelet adhesion on plasma treated polymer surfaces”.

**Jernej Mravlje**, Prix de la Foundation Hugot du College de France, College de France, Paris, France

**Nikola Novak**, Best paper award, Ljubljana, 4<sup>th</sup> Student Conference of the Jožef Stefan International Postgraduate School, Jožef Stefan International Postgraduate School

**Gregor Posnjak**, Prešern award of the Faculty of mathematics and Physics for Diploma thesis, Ljubljana, University of Ljubljana, Magnetic structure determination of one-dimensional antiferromagnet CuSe2O5 with neutron scattering

**Peter Rodič, Ingrid Milošev, Jernej Iskra, Barbara Kapun**, Rector’s Award for the third best innovation of University in Ljubljana, for the year 2012

**Miha Škarabot, Igor Muševič**, Luckhurst Samulski Prize, Mainz, Liquid Crystals

**Tomaž Šolc**, Award for the best paper for article “Spectrum Sensing for Cognitive Wireless Applications Inside Aircraft Cabins”, 31st 2012 IEEE/AIAA Digital Avionics Systems Conference, Williamsburg, Virginia, USA, 14–18 October 2012

**Uroš Tkalec**, Glenn H. Brown Prize, Mainz, International Liquid Crystal Society

**Aleš Ude**, Award for the paper titled “Integrating surface-based hypotheses and manipulation for autonomous segmentation and learning of object representations”, which was the finalist for the best-cognitive-paper award at the IEEE International Conference on Robotics and Automation (ICRA), held in St. Paul, MN, USA. ICRA is a prime conference in the area of robotics worldwide

**Mihaela Uplaznik, Leon Cizelj and Igor Simonovski**, The Best Poster Awards, International Conference Nuclear Energy for New Europe 2012, Ljubljana, “Cohesive Based Surface Approach for Grain Boundary Modelling”

**Boris Žemva**, Award for the Mentor of the Year 2012, given by young researchers association of Slovenia.



*The winners of the Jožef Stefan Golden Emblem Prize*

# REVIEW OF PUBLICATIONS

FOR 2012

Department	Original Articles*	Books	Patent Appl. and Grants	Theses
Department of Theoretical Physics (F-1)	165			4
Department of Low and Medium Energy Physics (F-2)	62	1	1	2
Department of Thin Films and Surfaces (F-3)	22		2	1
Department of Surface Engineering and Optoelectronics (F-4)	80		5	3
Department of Solid State Physics (F-5)	150	2	2	6
Department for Complex Matter (F-7)	34	3	5	1
Department of Reactor Physics (F-8)	60			2
Department of Experimental Particle Physics (F-9)	215	3		2
Department of Inorganic Chemistry and Technology (K-1)	35		3	1
Department of Physical and Organic Chemistry (K-3)	25		1	1
Electronic Ceramics Department (K-5)	63	2	5	2
Engineering Ceramics Department (K-6)	16		5	2
Department for Nanostructured Materials (K-7)	68	2	2	2
Department for Synthesis of Materials (K-8)	36		1	2
Department for Advanced Materials (K-9)	45		4	2
Department of Biochemistry, Molecular and Structural Biology (B-1)	39	3	1	2
Department of Molecular and Biomedical sciences (B-2)	11	1		
Department of Biotechnology (B-3)	46	3	3	1
Department of Environmental Sciences (O-2)	129	16		2
Department of Automation, Biocybernetics and Robotics (E-1)	52		1	
Department of Systems and Control (E-2)	44			3
Artificial Intelligence Laboratory (E-3)	40	3		2
Laboratory for Open Systems and Networks (E-5)	22			
Department of Communication Systems (E-6)	62	3	1	
Computer Systems Department (E-7)	30	1		1
Department of Knowledge Technologies (E-8)	66	4		3
Department of Intelligent Systems (E-9)	75	1	3	2
Department of Reactor Engineering (R-4)	79	2		1
Reactor Infrastructure Centre (RIC)	40	2		
Centre for Networking Infrastructure (CNI)	2	1		
Energy Efficiency Centre (EEC)	16	2		1
Milan Čopič Nuclear Training Centre (ICJT)	3			
Radiation Protection Unit (SVPIS)	1			
Centre for Technology Transfer and Innovation (CTT)	2	1		1
Jožef Stefan Institute	1634	52	38	51

\* Articles in Journals and Conference Proceedings, and Chapters in Books

# KNOWLEDGE TRANSFER

The JSI pays a lot of attention to furthering its links with industry. In keeping with European aims and the objectives of the Slovenian government, the JSI organized several important meetings on the subject of cooperation with enterprises and

industry. In this way the JSI introduced a new method of cooperation, showing industry and the public that it is aware of its leading role, not only in research but also in the transfer of knowledge into practice.

## R & D PROJECT PARTNERS

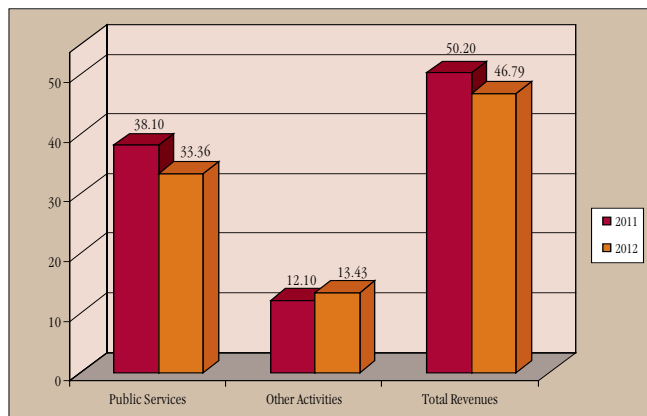
1. Acies bio d.o.o., Ljubljana
2. Ames d.o.o., Brezovica pri Ljubljani
3. ARAO - Agency for Radwaste Management, Ljubljana, Ljubljana
4. B2 d.o.o., Ljubljana
5. Bia separations, d.o.o., Ajdovščina
6. Biomed d.o.o., Ljubljana
7. Cinkarna Celje, Celje
8. Danfoss Trata, d.o.o., Ljubljana
9. Domel, d.o.o., Železniki
10. Ekliptik, d.o.o., Ljubljana
11. Gen energija, d.o.o., Krško
12. Gorenje gospodinjski aparati, d.d., Velenje
13. Inea, d.o.o., Ljubljana
14. Informa Echo, d.o.o., Ljubljana
15. Institute of Oncology, Ljubljana, Ljubljana
16. Intech - les, d.o.o., Rakek
17. Iskratel, d.o.o., Kranj
18. Jožef Stefan International Postgraduate School, Ljubljana
19. JP vodovod-kanalizacija, d.o.o., Ljubljana
20. Knauf Insulation, d.o.o., Škofja Loka
21. Kolektor Group, d.o.o., Idrija
22. Krško Nuclear Power Plant, Krško
23. Lek, d.d., Ljubljana
24. Luka Koper, d.d., Koper
25. Magneti Ljubljana, d.d., Ljubljana
26. Milan Vidmar Electric Power Research Institute, Ljubljana
27. Ministry of Infrastructure and Spatial Planning of the Republic of Slovenia, Ljubljana
28. Ministry of Agriculture and the Environment of the Republic of Slovenia, Ljubljana
29. Ministry of Defence of the Republic of Slovenia, Ljubljana
30. Ministry of Economic Development and Technology of the Republic of Slovenia, Ljubljana
31. Ministry of Health of the Republic of Slovenia, Ljubljana
32. Nela razvojni center, d.o.o., Železniki
33. Petrol, d.d., Ljubljana
34. Razvojni center eNeM Novi Materiali, d.o.o., Zagorje
35. RŽV, d.o.o., Gorenja vas
36. Splošna bolnišnica "dr. Franca Derganca", Šempeter pri Gorici
37. Telekom Slovenije, d.d., Ljubljana
38. Termoelektrarna Toplarna Ljubljana, d. o. o., Ljubljana
39. University of Ljubljana, Ljubljana
40. Varsi, d.o.o., Ljubljana
41. Zavod Bris, Ljubljana



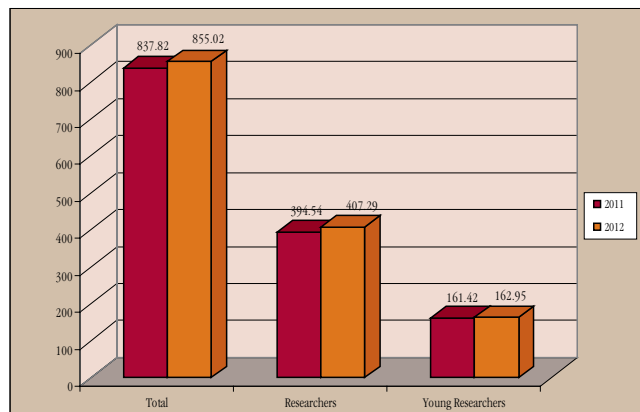
# INSTITUTE IN NUMBERS

2011-2012

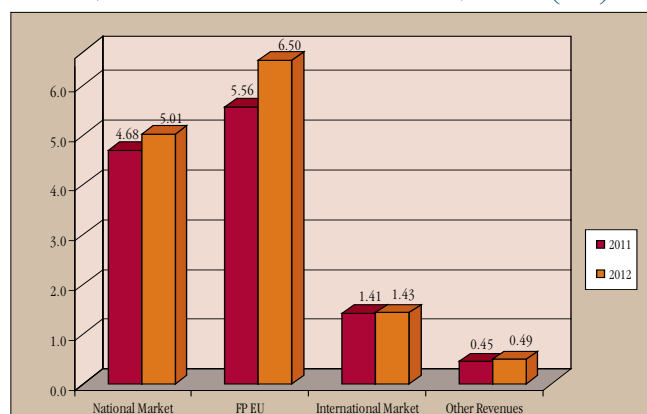
COMPARISON OF REVENUES (€M)



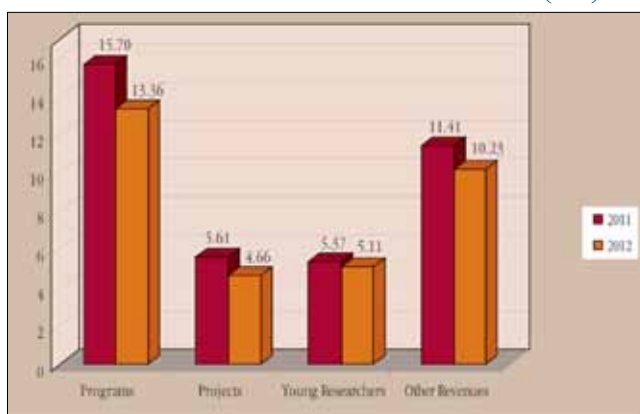
EMPLOYEES (FTE)



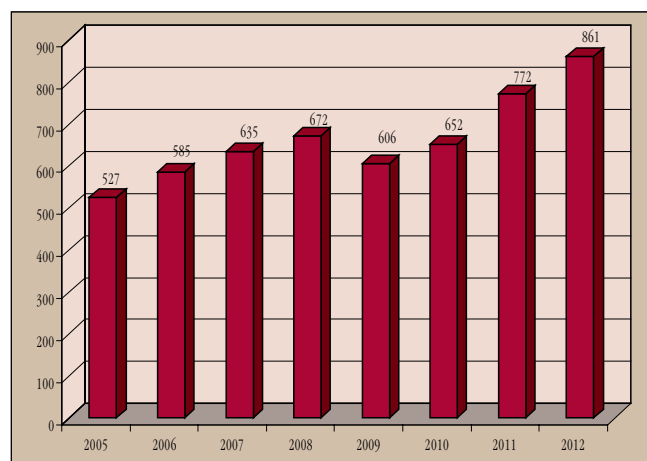
REVENUES FROM OTHER ACTIVITIES (€M)



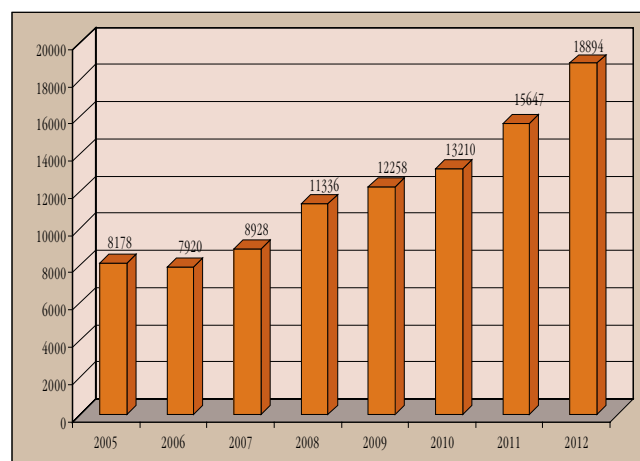
REVENUES FROM PUBLIC SERVICES (€M)



NUMBER OF PUBLICATIONS  
IN THE WEB OF SCIENCE



NUMBER OF CITATIONS  
IN THE WEB OF SCIENCE





# RESEARCH DEPARTMENTS

---



# DEPARTMENT OF THEORETICAL PHYSICS

F-1

*The group of THEORETICAL PHYSICS OF NUCLEI, PARTICLES AND FIELDS has investigated the structure of hadrons, the effective theories of weak and electromagnetic mesonic decays, the unified theory of elementary interactions, the relativistic theory of membranes and precise calculations of the properties of three-body systems in atomic physics.*

We performed the first lattice QCD simulation of the scattering between pion and kaon in the channels where the scalar and vector resonances have been observed. The calculated energy eigenstates qualitatively agree with the observed spectrum of resonances, while the calculated scattering phase shifts qualitatively agree with the measured ones. We derived the analytic relation between the energy levels on the lattice and the scattering phase shifts for the case of scattering between two particles with different masses and a non-zero total momentum.

We studied the top-quark substructure in electromagnetic weak and strong interactions. We explored the implications of the recent experimental evidence for charm CP violation. We then demonstrated the universality of CP Violation in  $\Delta F = 1$  processes. We also explored CP violation in the charm system via D to V gamma decays. We studied the effects of hypothetical light neutral particles in decays of kaons, B mesons and the recently discovered Higgs boson. We also studied minimal flavour-violating realisations of the see-saw mechanism of neutrino mass generation.

We have calculated cross-sections, forward-backward asymmetry and charge asymmetries for the production process of top and anti-top at Tevatron and LHC. A number of top-spin observables have been considered, which might help in constraining models of New Physics.

We show that the charge asymmetry in t bbar production at the LHC, and the forward-backward asymmetry at the Tevatron, are in general not tightly correlated. We demonstrate this using two examples of NP: a light axigluon, and a vector that is a colour octet and electroweak triplet. The small value of the charge asymmetry, measured at the LHC is thus shown not to exclude a NP interpretation of the anomalously large forward-backward asymmetry at the Tevatron.

We have classified scalar leptoquarks that destabilize the proton and pointed out the relevant higher order contributions of states, previously regarded as innocuous with respect to proton decay. We have proposed a combined analysis of the decays  $B \rightarrow K l^+ l^-$  and  $B_s \rightarrow l^+ l^-$  that could help determine complex phases of the Wilson coefficients. Furthermore, we have analysed the impact of all possible leptoquark scenarios in these decay modes.

Recently, the observed anomaly in  $B \rightarrow D^* \tau \nu$  and  $B \rightarrow D \tau \nu$  has been investigated and we have found that by introducing most general scalar or tensor operators one can explain the experimental results. At the same time we have questioned the lepton flavour universality in these processes.

We have demonstrated how the recently emerged puzzle in the decay  $B \rightarrow D \tau \nu$  can be solved by introducing scalar or tensor effective operators.

A new observable, defined on the phi resonance, has been put forward to search for direct CP violation in  $D \rightarrow \pi l^+ l^-$  and  $D_s \rightarrow K l^+ l^-$  and independently test recent positive measurements of CP violation in  $D \rightarrow \pi \pi$  and  $D \rightarrow K K$ .

We showed it is possible to include direct CP violation in charm decays into the extraction of the weak phase of the standard model of elementary particles. We showed that the LHC does not exclude the anomalies in the production of top-antitop quark pairs. We showed that large flavour-violating branching ratios in the Higgs boson decay are possible. After the discovery of the Higgs boson we explored its significance for the solutions of the hierarchy problem. We derived astrophysics independent bounds on the annual modulation signal in direct dark matter detection.

Within the SU(5) unification theory we have investigated the role of coloured scalars in the processes of Higgs boson decay to two photons and we have found that a scalar octet or sextet can explain the observed difference of the measured decay width and the Standard Model Prediction.

At a 1-loop level we spontaneously broke both the supersymmetry and gauge symmetry of a unified SU(5). We showed that a scalar propagator at the boundary of AdS has a Goldstone pole due to the breaking of dilatation symmetry. Adding a pair of fundamental representations in a unified SU(5) we corrected the fermion mass relations increasing the proton lifetime.



Head:

**Prof. Svjetlana Fajfer**

---

**We explored the implications of the recent experimental evidence for charm CP violation. A new observable, defined on the phi resonance, has been put forward to search for direct CP violation in  $D \rightarrow \pi l^+ l^-$  and  $D_s \rightarrow K l^+ l^-$  and independently test recent positive measurements of CP violation in  $D \rightarrow \pi \pi$  and  $D \rightarrow K K$ . We performed the first lattice simulation of the scattering between the pion and kaon in the resonant channels.**

---

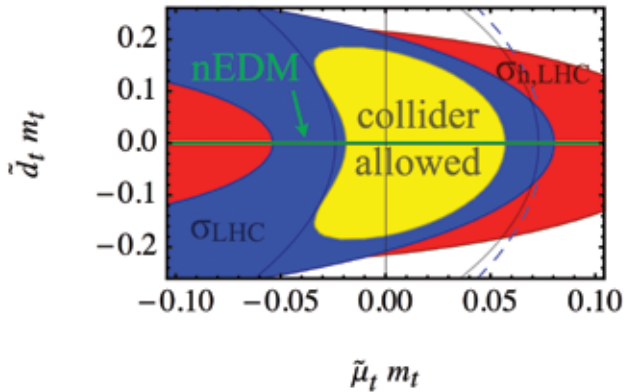


Figure 1: Combined LHC (total ( $\sigma_{LHC}$ ) and differential ( $\sigma_{h,LHC}$ ) cross-sections are shown shaded) and Tevatron (shown in contours) constraints on the top quark chromomagnetic ( $\mu_t$ ) and chromoelectric ( $d_t$ ) dipole moments. Indirect neutron electric dipole moment ( $nEDM$ ) constraint on  $d_t$  is shown in green.

We reviewed different phenomenological aspects of the seesaw mechanism for neutrino masses with electroweak triplets, in particular those related to the mass splitting of different components. We show an example of setting the limit from the LHC data, performed electroweak precision tests and studied the impact on the Higgs decay rate. We present a comprehensive analysis of the possibility to accommodate dark matter in the minimal left-right symmetric model at a low scale, accessible to the LHC. A detailed analytical and numerical study reveals the existence of a window for the right-handed gauge boson, accessible at the collider operating at an energy of 14 TeV.

We investigated the significance of orthogonal and symplectic Clifford algebras in the quantization of point particles and fields. We have found that the generators of Clifford algebras have the role of quantum mechanical or quantum field operators and that they satisfy the Heisenberg equations of motion. We have also studied the Wheeler-DeWitt equation in five dimensions and showed that it contains the modified QED in the presence of gravity.

Using a purely numerical trick, regularization by error majorization, in the framework of the Quasilinearization Method, uniform stability and precision (up to 28 decimal places) was achieved for small and large couplings in

very singular potentials. This method covers more parameter space than any mixed perturbative/numerical method applied to the problem in the last couple of decades.

### Some outstanding publications in the past year

1. Isidori, G., Kamenik, J., Ligeti, Z., Perez, G.: Implications of the LHCb evidence for charm CP violation. Phys. Lett., Sect. B. [Print ed.], 2012, vol. 711, no. 1.
2. Fajfer, S. Kamenik, J., Nišandžić, I.:  $B[t] \rightarrow D[\text{sup}][\text{ast}][\tau][\nu][\text{bar}][\text{sub}][\tau]$  sensitivity to new physics. Phys. Rev., D Part. fields gravit. cosmol., 2012, vol. 85, no. 9, pp. 094025-1-094025-9.

***In the group for THEORY OF CONDENSED MATTER AND STATISTICAL PHYSICS we investigated the properties of solids with strongly correlated electrons, superconductors, nanosystems, ferroelectrics and the behaviour of complex systems.***

Within the theory of the out-of-equilibrium phenomena we continued our investigation of the behaviour of different model systems in the presence of an electric field. We performed an accurate time-dependent numerical

**We performed a time-dependent numerical analysis of the response of a two-hole bound state in the t-J model. We showed that the decay of the bound state coincides with the onset of a finite steady current in the case where the degrees of freedom of a binding mechanism and of energy dissipation are the same.**

study of an out-of-equilibrium response of a two-hole bound state within a t-J model. We show that a bound hole pair decays with the onset of a finite steady current if both mechanisms for binding and dissipation share matching degrees of freedom. Keeping the full quantum nature of the problem, we calculated the relaxation time of the Holstein polaron in one dimension after it was driven far out of equilibrium by a strong electromagnetic pulse. The dynamics of the relaxation is seen as a decrease of the kinetic energy at the expense of increased elastic energy due to the excitation of phonons. We studied the breakdown of a Mott insulator due to the external electric

field. We showed that the probability for the breakdown can be calculated analytically and that it deviates from the estimates obtained by approximate calculations.

In connection with the broader investigation of correlated systems we continued the analysis of the behaviour of spin-chain models. We showed that the anisotropic Heisenberg model has anomalous behaviour in the hydrodynamic regime of small wave-vectors and low frequencies. We showed that the model exhibits the coexistence of normal spin diffusion and anomalous behaviour of an ideal insulator in the insulating regime at high temperatures. With co-workers we investigated quasi-particle properties of the correlated materials with high electrical resistivity, and the optical response of the Fermi liquids. We also collaborated on a review article about Hund's rule coupling in correlated metals. Within the research of superconductors, we described with the model self-energy the transport properties like resistivity, optical conductivity and Hall coefficient in a normal phase of overdoped cuprates. In collaboration with experimental groups we extended the theory of electro-caloric phenomena in relaxor ferroelectrics for cases of ferroelectric polymers. Within the spherical random field - random bond model of relaxors we additionally treated the coupling between dielectric polarization and lattice deformations.

Within the theory of nanosystems we studied the properties of double quantum dot systems with unusual ground states. We proved that the system of two parallel quantum dots has a ground state, which is a singular Fermi liquid. We showed that in the system of two serial quantum dots with ferromagnetic leads one can control the direction of the spin current using electrostatic potentials. For a system of three capacitively coupled quantum dots we observed that by increasing the ratio between interdot and intradot repulsion there is a collective Kondo effect.

Within the research in the field of statistical physics of complex systems and networks we studied empirical data on the communications between users of social networks and those of the world wide web. On the basis of collected information on dynamics and the emotional content of all the dialogs we determined the statistical laws of the spreading of emotions between MySpace users. We also studied the networks that emerge on the basis of the self-organizing dynamics of random communications of a particular content, and showed that these networks are hierarchically organized.

### Some outstanding publications in the past year

1. Žitko, R., Mravlje, J., Haule, K.: Ground state of the parallel double quantum dot system. Phys. rev. lett., 2012, vol. 108, no. 6, pp. 066602-1-066602-5.
2. Lenarčič, Z., Prelovšek, P.: Dielectric breakdown in spin-polarized Mott insulator. Phys. rev. lett., 2012, vol. 108, iss. 19, pp. 196401-1-196401-4.

### **The group of THEORETICAL BIOPHYSICS AND SOFT MATTER PHYSICS investigated polyelectrolytes, liquid crystals, colloids, and phospholipid and biological membranes**

We analysed some aspects of physical virology, especially the contribution of electrostatic interactions to the stability of viral capsids. By carrying out a detailed statistical analysis of structural characteristics of viruses, we delineated the properties of models that can be used to describe them. Using molecular dynamics simulations we investigated the properties of biological membranes, focusing on the hydration repulsion between them. We studied the interaction between two neutral dielectric bodies in the presence of a highly asymmetric ionic fluid containing multivalent as well as monovalent salt ions. We derived the correct coarse-grained model of the interactions between colloids coated with short DNA segments. We studied the phase behaviour of hard-sphere colloids confined in a harmonic potential.

We developed a methodology for the analysis of three-dimensional confocal microscope images of lipid vesicles and we used it to study the spontaneous transformations of vesicles. We quantified the main morphometric parameters of a broad range of axisymmetric and non-axisymmetric shapes and we showed that both the stable and the transient shapes can be described in terms of the theory of elasticity. The experimentally observed shapes were arranged in the phase diagram. Also studied was the dynamics of adhesion of liposomes on a charged electrode. We proposed a mechanical model of liposome deformation during the process. By analysing the amperometric signals, we found that upon adhesion, the water content of the liposome is released through the pores formed in the membrane.

Using a two-dimensional mechanical model, we theoretically studied gastrulation in the fruit fly which begins with the formation of ventral furrow. We showed that the furrow formation can be attributed to an elastic instability of the embryonic epithelium sandwiched between the vitelline membrane and the yolk. Within our model, the only role of cell differentiation is to pin the furrow at a predetermined location. This can be achieved by a slightly increased size of mesoderm cells, which is consistent with experimental observations.

We studied the dependence of the behaviour of phospholipid vesicles on the presence of substances that form membrane pores. It was shown that polyen nistatin forms pores even in sterol-free membranes. A model was

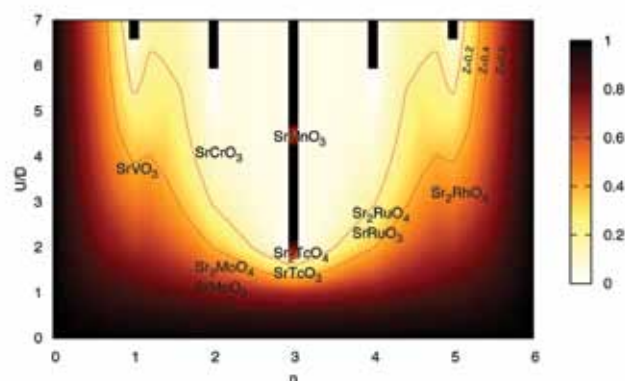


Figure 2: The colour map represents the quasiparticle weight, with the bright colours corresponding, as a function of the filling and interaction strength in the 3-orbital Hubbard model with semicircular density of states. Black vertical bars indicate the Mott insulating state. The key to the qualitatively different behaviour at different electronic occupation is the Hund's rule coupling.

---

### **Using a new model of erythrocyte spectrin skeleton, we analysed the dependence of a cell's deformability on its stress-free state.**

---

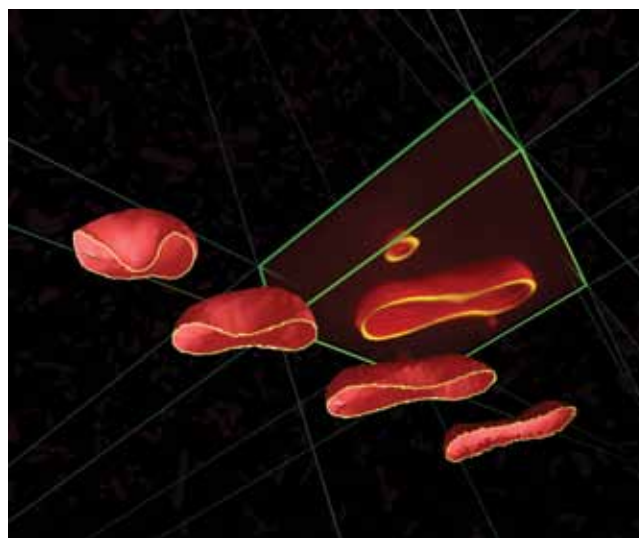


Figure 3: Reconstructed 3D confocal-microscope images of lipid vesicles (graphics A. Šiber)

introduced to describe the dynamic changes of membrane permeability caused by the component of the bee venom melittin. We discussed the properties of lipid vesicles that may have given rise to cellular life. Using a new model of erythrocyte spectrin skeleton, we analysed the dependence of the cell's deformability on its stress-free state.

The mathematical model of arachidonic acid metabolism influenced by the addition of aspirin and related anti-rheumatic drugs was extended and adapted for use in the clinical treatment of asthmatic patients intolerant to these medications. We theoretically predicted several scenarios of avoiding asthma symptoms after anti-rheumatic drugs were administered. We have explored different regimes of coarse-grained modelling of bacterial chemotaxis, identifying regions in parameter space where Weber logarithmic law applies and regions where sensing depends on the absolute concentration gradients.

We analysed an old problem of the dynamics of ferroelectric liquid crystals close to the phase transition and we showed that they are characterized by four and two modes below and above the transition, respectively. Upon increasing and decreasing the temperature away from the phase transition, the predominantly tilt or polar character of the modes is lost and the frequency of the mode is no longer a linear function of temperature.

Also studied were the optical properties of ferrofluid dispersions of cobalt nanoparticles in cyclohexane, which can be modified significantly by weak magnetic fields. We studied the induced linear birefringence and the optical activity as a function of nanoparticle size, their volume concentration, wavelength of light, and magnetic field strength.

### Some outstanding publications in the past year

1. Badasyan A., Tonoyan, Sh. A., Giacometti, A., Podgornik, R., Parsegian, V. A., Mamasakhlisov, Y. S., Morozov, V.: Osmotic pressure induced coupling between cooperativity and stability of a helix-coil transition. *Phys. rev. lett.*, 2012, vol. 109, iss. 6, pp. 068101-1-068101-5.
2. Hočevar Brezavšček, A., Rauzzi, M., Leptin, M., Ziherl, P.: A model of epithelial invagination driven by collective mechanics of identical cells. *Biophys. j.*, 2012, vol. 103, no. 5, pp. 1069-1077.

### Organization of conferences, congresses and meetings

1. LOTHERM Summer School: Dynamics and Transport in Quantum Magnets, Ljubljana, 4.-6. 6. 2012
2. Hadronic Resonance, Bled, 1.-8. 7. 2012
3. Mechanics of Tissues, Ljubljana, 29.-30. 10. 2012

### Awards and appointments

1. Prof. Janez Bonča: Zois award for the highest scientific achievements: Research in the solid state theory of strongly correlated electron systems
2. Dr. Jernej Mravlje: Zlati znak Jožef Stefan: The influence of phonons on electron transport in nanoscopic systems
3. Dr. Jernej Mravlje: Prix de la Fondation Hugot du College de France, College de France, Paris, France,
4. Prof. Milan Brumen: "Srebrni znak Univerze v Mariboru" for successfully pedagogical and science research work at the University of Maribor

## INTERNATIONAL PROJECTS

- |  |   |
|--|---|
| <ol style="list-style-type: none"> <li>1. Mechanics of Tissues workshop, Ljubljana, 29.-30.10.2012<br/>European Science Foundation<br/>Prof. Primož Ziherl</li> <li>2. 7. FP - Cyberemotions: Collective emotions in cyberspace<br/>European Commission<br/>Prof. Bosiljka Tadić</li> <li>3. 7. FP - LOTHERM: Low dimensional quantum magnets for thermal management<br/>European Commission<br/>Prof. Peter Prelovšek</li> <li>4. 7. FP - COMPLOIDS: Physics of complex colloids: Equilibrium and driven<br/>European Commission<br/>Prof. Primož Ziherl</li> <li>5. Self-assembly in ionic liquids<br/>University College London<br/>Prof. Rudolf Podgornik</li> <li>6. Scientific Meeting „The Role of Heavy Fermions in Fundamental Physics“, Portorož, Slovenia, 11.-14. 4. 2011<br/>Prof. Svjetlana Fajfer</li> <li>7. COST TD1210: Analysing the dynamics of information and knowledge landscapes<br/>Cost Office<br/>Prof. Bosiljka Tadić</li> </ol> | <ol style="list-style-type: none"> <li>8. Supersymmetry and grand unification<br/>Slovenian Research Agency<br/>Prof. Borut Bajc</li> <li>9. Correlated electron systems coupled to lattice degrees of freedom<br/>Slovenian Research Agency<br/>Prof. Janez Bonča</li> <li>10. Interplay between precision measurements and LHC discoveries<br/>Slovenian Research Agency<br/>Asst. Prof. Jernej Fesl Kamenik</li> <li>11. Theoretical studies of dynamical properties in correlated electron systems coupled to external degrees of freedom<br/>Slovenian Research Agency<br/>Prof. Janez Bonča</li> <li>12. Flavor violation at the Large Hadron Collider<br/>Slovenian Research Agency<br/>Asst. Prof. Jernej Fesl Kamenik</li> <li>13. Aspects of the AdS-CFT correspondence in particle physics and cosmology<br/>Slovenian Research Agency<br/>Prof. Borut Bajc</li> </ol> |
|--|---|

## RESEARCH PROGRAMS

1. Theory of the condensed matter and statistical physics  
Prof. Janez Bonča
2. Theoretical physics of nuclei, particles and fields  
Prof. Sveltana Fajfer
3. Biophysics of polymers, membranes, gels, colloids and cells  
Prof. Rudolf Podgornik

## R & D GRANTS AND CONTRACTS

1. Theoretical aspects and empirical analysis of labour market impact of flexicurity  
Dr. Jernej Mravlje

2. Theory of thermal and spin transport in novel materials with correlated electrons  
Prof. Peter Prelovšek
3. Superconductivity and magnetism in new iron-based superconductors  
Prof. Peter Prelovšek
4. Non-equilibrium dynamics of interacting electron systems  
Prof. Peter Prelovšek
5. Hadronic resonances  
Prof. Bojan Golli
6. Synergies between precision measurements and LHC discoveries  
Asst. Prof. Jernej Fesl Kamenik
7. Theory of materials for spin electronics and dynamics of magnetic nanostructures  
Prof. Janez Bonča
8. LdV: Training in the frame of the Leonardo da Vinci mobility at the Foreign Institute - ISIT  
Dr. Miha Nemevšek

## VISITORS FROM ABROAD

1. Prof. Joachim Brod, Technische Universität, Munich, Germany, 4.-7. 1. 2012
2. Dr. Elaine Fortes, Instituto de Física Teórica, Sao Paulo, Brazil, 19.-21. 1. 2012
3. Prof. Blaženka Melić, Institut Ruder Bošković, Zagreb, Croatia, 23.-24. 1. 2012
4. Prof. John H. Jefferson, Oxford University, Oxford, Great Britain, 23.-28. 1. 2012
5. Dr. Tirtha Sankar Ray, Institut de Physique Théorique, CEA Saclay, Saclay, France, 24.-27. 1. 2012
6. Dr. Michele Frigerio, Université Montpellier, Montpellier, France, 27. 1.-1. 2. 2012
7. Dr. Takshi Toma, Institute for Theoretical Physics, Kanazawa University, Kanazawa, Japan, 8.-12. 2. 2012
8. Prof. Stefan Thurner, Complex Systems Research Group, Medical University of Vienna, Vienna, Austria, 16.-18. 2. 2012
9. Prof. Marcin Mierzejewski, University of Katowice, Katowice, Poland, 12.-18. 2. 2012, 28. 10.-18. 11. 2012
10. Dr. Adriano Amaricci, CNR-Instituto Officina dei Materiali International School for Advance Studies, Trieste, Italy, 20. 3. 2012
11. Dr. Sogee Spinner, SISSA-Scuola Internazionale Superiore di Studi Avanzati, Trieste, Italy, 22.-24. 3. 2012
12. Prof. Adriano Lugo, Universidad Nacional de La Plata, La Plata, Argentina, 2.-14. 4. and 30. 7.-13. 8. 2012
13. Dr. Sebastien Descotes Genon, Laboratoire de Physique Théorique, CNRS, Paris, France, 9.-16. 5., 22.-27. 11. 2012
14. Prof. Thomas Mannel, Universität Siegen, Siegen, Germany, 18.-23. 5. 2012
15. Dr. Benoit Blossier, Université Paris Sud, Paris, France, 23.-28. 5. 2012
16. Prof. Ilja Doršner, Univerza v Sarajevu, Sarajevo, Bosnia and Herzegovina, 29. 5.-3. 6. 2012, 11. 7.-15. 8. 2012, 3.-10. 11. 2012
17. Prof. Vikram Soni, National Physical Laboratory and Jamia Millia University, New Delhi, India, 17. 6.-1. 7. 2012
18. Dr. Greg M. Grason, University of Massachusetts, Amherst, USA, 14.-31. 7. 2012
19. Prof. Masayuki Imai, Ochanomizu University, Tokyo, Japan, 16.-19. 7. 2012
20. Prof. C. S. Kim, Department of Physics and IPAP, Yonsei University, Seoul, Korea, 24.-27. 8. 2012
21. Prof. Thomas Pruschke, Institute for Theoretical Physics, Göttingen, Germany, 26.-30. 8. 2012
22. Prof. Paul Loosdrecht, University of Groningen, Groningen, Netherlands, 9.-11. 9. 2012
23. Prof. Yoshikazu Fujiwara, University of Kyoto, Kyoto, Japan, 19.-23. 9. 2012
24. Prof. Murugappan Muthukumar, Department of Polymer Science and Engineering, University of Massachusetts, Amherst, USA, 19.-23. 9. 2012
25. Dr. Charanjit S. Aulakh, Department of Physics, Panjab University, Chandigarh, India, 24.-28. 9. 2012
26. Dr. Krzysztof Bieniasz, M. Smoluchowski Institute of Physics, Jagellonian University, Krakow, Poland, 3.-10. 11. 2012
27. Dr. Maria Vittoria Garzelli, univerza v Novi Gorici, Nova Gorica, Slovenia, 8. 11. 2012
28. Dr. Antonio Šiber, Institut za fiziku, Zagreb, Croatia, 19.-30. 11. 2012
29. Dr. Estefania Coluccio Leskow, Universidad de Buenos Aires, Buenos Aires, Argentina, 21. 11.-21. 12. 2012

## STAFF

### Researchers

1. Prof. Borut Bajc
  2. Prof. Janez Bonča\*
  3. Prof. Milan Brumen\*
  4. Prof. Mojca Čepič\*
  5. Prof. Jure Dobnikar
  6. Prof. Sveltana Fajfer\*, Head
  7. Asst. Prof. Jernej Fesl Kamenik
  8. Prof. Bojan Golli\*
  9. Dr. Rajmund Krivec
  10. Dr. Miha Nemevšek
  11. Dr. Matej Paušič, retired 28.07.12
  12. Prof. Raša Matija Pirc, retired 28.07.12
  13. Prof. Rudolf Podgornik\*
  14. Prof. Peter Prelovšek\*
  15. Asst. Prof. Saša Prelovšek Komelj\*
  16. Prof. Anton Ramšak\*
  17. Dr. Tomaž Rejec\*
  18. Dr. Igor Sega
  19. Dr. Robin Steinigeweg, left 01.08.12
  20. Prof. Saša Svetina
  21. Dr. Milovan Suvakov
  22. Prof. Bosiljka Tadić
  23. Prof. Nataša Vaupotič\*
  24. Asst. Prof. Darko Veberič\*
  25. Prof. Primož Ziherl\*
  26. Asst. Prof. Jure Zupan
  27. Dr. Rok Žitko
- Postdoctoral associates**
28. Dr. Artem Badasyan, left 01.11.12
  29. Dr. Jure Drobnak

30. Dr. Ana Hočevar Brezavšček
  31. Dr. Julio Julio
  32. Dr. Matej Kanduč
  33. Dr. Jure Kokalj
  34. Dr. Nejc Košnik
  35. Dr. Jernej Mravlje
  36. Dr. Luca Tubiana
  37. Dr. Lev Vidmar
  38. Dr. Mihael-Matjaž Zemljčič\*
- Postgraduates**
39. Lamprini Athanasopoulou, B. Sc.
  40. Denis Golež, B. Sc.
  41. Admir Greljo, B. Sc.
  42. Jacek Wojciech Herbrych, M. Sc.
  43. Tilen Huljev Čadež, B. Sc.
  44. Urška Jelerčič, B. Sc.
  45. Jan Kogoj, B. Sc.
  46. Ambrož Kregar, B. Sc.
  47. Zala Lenarčič, B. Sc.
  48. Luka Leskovec, B. Sc.
  49. Anže Lošdorfer Božič, B. Sc.
  50. Timon Mede, B. Sc.
  51. Marija Mitrović, M. Sc., left 01.04.12
  52. Ivan Nišandžić, B. Sc.
  53. Žiga Osolin, B. Sc.
  54. Vasja Susič, B. Sc.
- Technical and administrative staff**
55. Nevenka Hauschild

Note:

\* part-time JSI member



# BIBLIOGRAPHY

## ORIGINAL SCIENTIFIC ARTICLE

1. NA61/SHINE Collaboration: N. Abgrall *et al.* (137 authors), "Measurement of production properties of positively charged kaons in proton-carbon interactions at 31 GeV/c", *Phys. rev. C. Nucl. phys.*, vol. 85, no. 3, pp. 035210-1-035210-10, 2012.
2. AUGER Collaboration: P. Abreu *et al.* (496 authors), "Description of atmospheric conditions at the Pierre Auger Observatory using the Global Data Assimilation System (GDAS)", *Astropart. phys.*, vol. 35, no. 9, pp. 591-607, 2012.
3. AUGER Collaboration: P. Abreu *et al.* (499 authors), "Measurement of the proton-air cross section at  $\sqrt{s} = 57$  TeV with the Pierre Auger Observatory", *Phys. rev. Lett.*, vol. 109, no. 6, pp. 062002-1-062002-9, 2012.
4. AUGER Collaboration: P. Abreu *et al.* (511 authors), "The rapid atmospheric monitoring system of the Pierre Auger Observatory", *Journal of instrumentation*, vol. 7, no. 9, pp. P09001-1-P09001-40, 2012.
5. AUGER Collaboration: P. Abreu *et al.* (500 authors), "A search for anisotropy in the arrival directions of ultra high energy cosmic rays recorded at the Pierre Auger Observatory", *Journal of cosmology and astroparticle physics*, vol. 2012, no. 4, art. no. 40, 14 pp., apr. 2012.
6. AUGER Collaboration: P. Abreu *et al.* (518 authors), "Search for point-like sources of ultra-high energy neutrinos at the Pierre Auger Observatory and improved limit on the diffuse flux of tau neutrinos", *The astrophysical journal, Letters*, vol. 755, no. 1, pp. L4-1-L4-7, 2012.
7. AUGER Collaboration: P. Abreu *et al.* (498 authors), "Search for signatures of magnetically-induced alignment in the arrival directions measured by the Pierre Auger Observatory", *Astropart. phys.*, vol. 35, no. 6, pp. 354-361, 2012.
8. AUGER Collaboration: P. Abreu *et al.* (493 authors), "Erratum to "The Lateral Trigger Probability function for the Ultra-High Energy Cosmic Ray Showers detected by the Pierre Auger Observatory" [Astroparticle Physics 35 (2011) 266-276]", *Astropart. phys.*, vol. 35, no. 10, pp. 681-684, 2012.
9. AUGER Collaboration: P. Abreu *et al.* (515 authors), "Antennas for the detection of radio emission pulses from cosmic-ray induced air showers at the Pierre Auger Observatory", *Journal of instrumentation*, vol. 7, no. 10, pp. P10011-1-P10011-42, 2012.
10. AUGER Collaboration: P. Abreu *et al.* (513 authors), "Large-scale distribution of arrival directions of cosmic rays detected above  $10^{18}$  eV at the Pierre Auger Observatory", *Astrophys. J., Suppl. Ser.*, vol. 203, no. 2, pp. 34-1-34-20, 2012.
11. AUGER Collaboration: P. Abreu *et al.* (512 authors), "Results of a self-triggered prototype system for radio-detection of extensive air showers at the Pierre Auger Observatory", *Journal of instrumentation*, vol. 7, no. 11, pp. P11023-1-P11023-28, 2012.
12. AUGER Collaboration: P. Abreu *et al.* (509 authors), "A search for point sources of EeV neutrons", *Astrophys. J.*, vol. 760, no. 2, pp. 1-11, 2012.
13. AUGER Collaboration: R. Bonino *et al.* (479 authors), "Large scale anisotropy studies with the Pierre Auger Observatory", In: 3rd Roma International Conference on Astroparticle Physics (RICAP'11), May 25th - 27th, 2011 - Roma, Italy, *Nuclear instruments and methods in physics research, Section A, Accelerators, spectrometers, detectors and associated equipment*, vol. 692, pp. 88-92, 2012.
14. AUGER Collaboration: J. Chirinos *et al.* (510 authors), "Ground-truthing a satellite-based night-time cloud identification technique at the Pierre Auger Observatory", In: Focus point on interdisciplinary science with cosmic rays, *The European physical journal plus*, vol. 127, no. 8, pp. 1-10, 2012.
15. AUGER Collaboration: S. Dasso *et al.* (483 authors), "The scaler mode in the Pierre Auger Observatory to study heliospheric modulation of cosmic rays", In: Advances in theory and observation of solar system dynamics I, *Advances in space research*, vol. 49, no. 11, pp. 1563-1569, 2012.
16. AUGER Collaboration: Benjamin Fuchs *et al.* (495 authors), "The Auger engineering radio array", In: 3rd Roma International Conference on Astroparticle Physics (RICAP'11), May 25th - 27th, 2011 - Roma, Italy, *Nuclear instruments and methods in physics research, Section A, Accelerators, spectrometers, detectors and associated equipment*, vol. 692, pp. 93-97, 2012.
17. AUGER Collaboration: Bianca Keilhauer *et al.* (510 authors), "Description of atmospheric conditions at the Pierre Auger Observatory using meteorological measurements and models", In: Focus point on interdisciplinary science with cosmic rays, *The European physical journal plus*, vol. 127, no. 8, pp. 1-10, 2012.
18. AUGER Collaboration: Karim Louedec *et al.* (510 authors), "Atmospheric aerosols at the Pierre Auger Observatory and environmental implications", In: Focus point on interdisciplinary science with cosmic rays, *The European physical journal plus*, vol. 127, no. 8, pp. 1-16, 2012.
19. AUGER Collaboration: R. Mussa *et al.* (510 authors), "Observation of ELVES at the Pierre Auger Observatory", In: Focus point on interdisciplinary science with cosmic rays, *The European physical journal plus*, vol. 127, no. 8, pp. 1-6, 2012.
20. AUGER Collaboration: Roberto Pesce *et al.* (504 authors), "Measuring the spectrum of UHECR with the Pierre Auger Observatory", In: 3rd Roma International Conference on Astroparticle Physics (RICAP'11), May 25th - 27th, 2011 - Roma, Italy, *Nuclear instruments and methods in physics research, Section A, Accelerators, spectrometers, detectors and associated equipment*, vol. 692, pp. 83-87, 2012.
21. AUGER Collaboration: V. Rizi *et al.* (510 authors), "Atmospheric monitoring with LIDARs at the Pierre Auger Observatory", In: Focus point on interdisciplinary science with cosmic rays, *The European physical journal plus*, vol. 127, no. 8, pp. 1-12, 2012.
22. AUGER Collaboration: Mariangela Settimo *et al.* (513 authors), "Measurement of the cosmic ray energy spectrum using hybrid events of the Pierre Auger Observatory", In: Focus point on interdisciplinary science with cosmic rays, *The European physical journal plus*, vol. 127, no. 8, pp. 1-15, 2012.
23. AUGER Collaboration: L. Wiencke *et al.* (510 authors), "The Pierre Auger Observatory and interdisciplinary science", In: Focus point on interdisciplinary science with cosmic rays, *The European physical journal plus*, vol. 127, no. 8, pp. 1-7, 2012.
24. Dejan Arzenšek, Drago Kuzman, Rudolf Podgornik, "Colloidal interactions between monoclonal antibodies in aqueous solutions", *J. colloid interface sci.*, vol. 384, iss. 1, pp. 207-216, 2012.
25. K. S. Babu, Borut Bajc, Z. Tavartkiladze, "Realistic fermion masses and nucleon decay rates in supersymmetric SU(5) with vectorlike matter", *Phys. rev., D Part. fields gravit. cosmol.*, vol. 86, no. 7, pp. 075005-1-075005-11, 2012.
26. Artem Badasyan A., Sh. A. Tonoyan, Achille Giacometti, Rudolf Podgornik, Vozken Adrian Parsegian, Yevgeni S. Mamasakhlysov, Vladimir Morozov, "Osmotic pressure induced coupling between cooperativity and stability of a helix-coil transition", *Phys. rev. Lett.*, vol. 109, iss. 6, pp. 068101-1-068101-5, 2012.
27. Borut Bajc, Stéphane Lavignac, Timon Mede, "Supersymmetry breaking induced by radiative corrections", *J. high energy phys.*, vol. 2012, no. 7, pp. 185-1-185-17, 2012.
28. Borut Bajc, Adrián Lugo, Mauricio B. Sturla, "Spontaneous breaking of a discrete symmetry and holography", *J. high energy phys.*, vol. 2012, no. 4, pp. 119-1-119-19, 2012.
29. Damir Bečirević, Nejc Košnik, Federico Mescia, Ella Schneider, "Complementarity of the constraints on new physics from  $B_s \rightarrow \mu^+ \mu^-$  and from  $B \rightarrow Kl^+ l^-$  decays", *Phys. rev., D Part. fields gravit. cosmol.*, vol. 86, no. 3, pp. 034034-1-034034-15, 2012.
30. Damir Bečirević, Nejc Košnik, Andrey Tayduganov, " $\bar{B} \rightarrow D\tau\bar{\nu}_\tau$  vs.  $\bar{B} \rightarrow D\mu\bar{\nu}_\mu$ ", *Phys. Lett., Sect. B*, vol. 716, no. 1, pp. 208-213, 2012.
31. AUGER Collaboration: C. Berat *et al.* (504 authors), "Radio detection of extensive air showers at the Pierre Auger Observatory", *Nucl. instrum. methods phys res., Sect. A, Accel.*, pp. 1-4, 2012.
32. Klemen Bohinc, Ahis Shrestha, Milan Brumen, Sylvio May, "Poisson-Helmholtz-Boltzmann model of the electric double layer: analysis of monovalent ionic mixtures", *Phys. rev., E Stat. nonlinear soft matter phys. (Print)*, vol. 85, no. 3, pp. 031130-1-031130-12, 2012.
33. Janez Bonča, Marcin Mierzejewski, Lev Vidmar, "Nonequilibrium propagation and decay of a bound pair in driven t-J models", *Phys. rev. Lett.*, vol. 109, iss. 15, pp. 156404-1-156404-5, 2012.
34. Joachim Brod, Yuval Grossman, Alexander L. Kagan, Jure Zupan, "A consistent picture for large penguins in  $D \rightarrow \pi^+ \pi^-, K^+ K^-$ ", *J. high energy phys.*, vol. 2012, no. 10, pp. 161-1-161-22, 2012.
35. Joachim Brod, Alexander L. Kagan, Jure Zupan, "Size of direct CP violation in singly Cabibbo-suppressed D decays", *Phys. rev., D Part. fields gravit. cosmol.*, vol. 86, no. 1, pp. 014023-1-014023-5, 2012.



36. Dean Carmi, Adam Falkowski, Erik Kuflik, Tomer Volansky, Jure Zupan, "Higgs after the discover: a status report", *J. high energy phys.*, vol. 2012, no. 10, pp. 196-1-196-31, 2012.
37. NA61/SHINE Collaboration: T. Cetner *et al.* (139 authors), "Methods to study event-by-event fluctuations in the NA61/SHINE experiment at the CERN SPS", *Phys. at. nucl.*, vol. 75, no. 5, pp. 567-570, 2012.
38. Talal Ahmed Chowdhury, Miha Nemevšek, Goran Senjanović, Yue Zhang, "Dark matter as the trigger of strong electroweak phase transition", *Journal of cosmology and astroparticle physics*, vol. 2012, no. 02, pp. 029-1-029-13, 2012.
39. Tine Curk, Anouk de Hoogh, Francisco J. Martinez-Veracoechea, Erika Eiser, Daan Frenkel, Jure Dobnikar, Mirjam E. Leunissen, "Layering, freezing, and re-entrant melting of hard spheres in soft confinement", *Phys. rev., E Stat. nonlinear soft matter phys. (Online)*, vol. 85, iss. 2, pp. 021502-1-021502-5, 2012.
40. NA61/SHINE Collaboration: T. Czopowicz *et al.* (139 authors), "Status and plans of the NA61/SHINE physics program", *Phys. at. nucl.*, vol. 75, no. 6, pp. 668-672, 2012.
41. Mojca Čepič, "Knitted patterns as a model for anisotropy", *Phys. Educ.*, vol. 47, no. 4, pp. 456-461, jul. 2012.
42. Mojca Čepič, Boštjan Žekš, "Polar and tilt modes in the ferroelectric SmC\* phase in liquid crystals", *Phase transit.*, vol. 85, iss. 10, pp. 930-937, Oct. 2012.
43. David S. Dean, V. Démery, Vozken Adrian Parsegian, Rudolf Podgornik, "Out-of-equilibrium relaxation of the thermal Casimir effect in a model polarizable material", *Phys. rev., E Stat. nonlinear soft matter phys. (Print)*, vol. 85, issue 3, pp. 031108-1-031108-10, 2012.
44. David S. Dean, T. C. Hammant, Ron R. Horgan, Ali Naji, Rudolf Podgornik, "Wrapping transition and wrapping-mediated interactions for discrete binding along an elastic filament: an exact solution", *J. chem. phys.*, vol. 137, iss. 14, pp. 144904-1-144904-19, 2012.
45. David S. Dean, Rudolf Podgornik, "Ordering of anisotropic polarizable polymer chains on the full many-body level", *J. chem. phys.*, vol. 136, iss. 15, pp. 154905-1-154905-9, 2012.
46. V. Démery, David S. Dean, T. C. Hammant, Ron R. Horgan, Rudolf Podgornik, "The one-dimensional Coulomb lattice fluid capacitor", *J. chem. phys.*, vol. 137, iss. 6, pp. 064901-1-064901-16, 2012.
47. V. Démery, David S. Dean, T. C. Hammant, Ron R. Horgan, Rudolf Podgornik, "Overscreening in a 1 D lattice Coulomb gas model of ionic liquids", *Europhys. Lett.*, vol. 97, no. 2, pp. 28004-1-28004-5, 2012.
48. V. Démery, David S. Dean, Rudolf Podgornik, "Electrostatic interactions mediated by polarizable counterions: weak and strong coupling limits", *J. chem. phys.*, vol. 137, iss. 17, pp. 174903-1-174903-15, 2012.
49. Andrej Dobovišek, Aleš Fajmut, Milan Brumen, "Strategy for NSAID administration to aspirin-intolerant asthmatics in combination with PGE<sub>2</sub> analogue: a theoretical approach", *Med. Biol. Eng. Comput.*, vol. 50, no. 1, pp. 33-42, 2012.
50. Ilija Doršner, Sveltana Fajfer, Admir Greljo, Jernej Kamenik, "Higgs uncovering light scalar remnants of high scale matter unification", *J. high energy phys.*, issue 11, vol. 2012, pp. 130-1-130-17, 2012.
51. Ilija Doršner, Sveltana Fajfer, Nejc Košnik, "Heavy and light scalar leptoquarks in proton decay", *Phys. rev., D Part. fields gravit. cosm.*, vol. 86, no. 1, pp. 015013-1-015013-14, 2012.
52. Jure Drobnak, Alexander L. Kagan, Jernej Kamenik, Gilad Perez, Jure Zupan, "Forward Tevatron top quarks and backward LHC top quarks with associates", *Phys. rev., D Part. fields gravit. cosm.*, vol. 86, no. 9, pp. 094040-1-094040-13, 2012.
53. Jure Drobnak, Jernej Kamenik, Jure Zupan, "Flipping  $t\bar{t}$  asymmetries at the Tevatron and the LHC", *Phys. rev., D Part. fields gravit. cosm.*, vol. 86, no. 5, pp. 054022-1-054022-6, 2012.
54. Sveltana Fajfer, Jernej Kamenik, Blaženka Melić, "Discerning new physics in  $t\bar{t}$  production using top spin observables at hadron colliders", *J. high energy phys.*, vol. 2012, no. 8, pp. 114-1-114-31, 2012.
55. Sveltana Fajfer, Jernej Kamenik, Ivan Nišandžić, " $B \rightarrow D^* \tau \bar{\nu}_\tau$  sensitivity to new physics", *Phys. rev., D Part. fields gravit. cosm.*, vol. 85, no. 9, pp. 094025-1-094025-9, 2012.
56. Sveltana Fajfer, Jernej Kamenik, Ivan Nišandžić, Jure Zupan, "Implications of lepton flavor universality violations in B decays", *Phys. rev. Lett.*, vol. 109, issue 16, pp. 161801-1-161801-5, 2012.
57. Oram Gedalia, Jernej Kamenik, Zoltan Ligeti, Gilad Perez, "On the universality of CP violation in  $\delta F = 1$  processes", *Phys. Lett., Sect. B*, vol. 714, no. 1, pp. 55-61, 2012.
58. Denis Golež, Janez Bonča, Lev Vidmar, "Dissociation of a Hubbard-Holstein bipolaron driven away from equilibrium by a constant electric field", *Phys. rev., B, Condens. matter mater. phys.*, vol. 85, iss. 14, pp. 144304-1-144304-9, 2012.
59. Denis Golež, Janez Bonča, Lev Vidmar, Stuart A. Trugman, "Relaxation dynamics of the Holstein polaron", *Phys. rev. Lett.*, vol. 109, iss. 23, pp. 236402-1-236402-5, 2012.
60. Denis Golež, Janez Bonča, Rok Žitko, "Vibrational Andreev bound states in magnetic molecules", *Phys. rev., B, Condens. matter mater. phys.*, vol. 86, iss. 8, pp. 085142-1-085142-5, 2012.
61. Yuval Grossman, Alexander L. Kagan, Jure Zupan, "Testing for new physics in singly Cabibbo suppressed D decays", *Phys. rev., D Part. fields gravit. cosm.*, vol. 85, no. 11, pp. 114036-1-114036-7, 2012.
62. Tingyao He, Samo Stanič, Fei Gao, Klemen Bergant, Darko Veberič, Xiaoquan Song, Aleš Dolžan, "Tracking of urban aerosols using combined LIDAR-based remote sensing and ground-based measurements", *Atmos. meas. tech. (Print)*, vol. 5, no. 5, pp. 891-900, 2012.
63. Jacek Herbrych, R. Steinigeweg, Peter Prelovšek, "Spin hydrodynamics in the S=1/2 anisotropic Heisenberg chain", *Phys. rev., B, Condens. matter mater. phys.*, vol. 86, iss. 11, pp. 115106-1-115106-9, 2012.
64. Juan Herrero-Garcia, Thomas Schwetz, Jure Zupan, "Astrophysics-independent bounds on the annual modulation of dark matter signals", *Phys. rev. Lett.*, vol. 109, no. 14, pp. 141301-1-141301-5, 2012.
65. Juan Herrero-Garcia, Thomas Schwetz, Jure Zupan, "On the annual modulation signal in dark matter direct detection", *Journal of cosmology and astroparticle physics*, vol. 03, pp. 005-1-005-28, 2012.
66. Ana Hočevar Brezavšček, Matteo Rauzzi, Maria Leptin, Primož Zihlerl, "A model of epithelial invagination driven by collective mechanics of identical cells", *Biophys. J.*, vol. 103, no. 5, pp. 1069-1077, 2012.
67. AUGER Collaboration: J. R. Hörandel *et al.* (510 authors), "The nature and origin of ultra high-energy cosmic rays", *Europhys. news*, vol. 43, no. 3, pp. 24-27, 2012.
68. Gino Isidori, Jernej Kamenik, "Shedding light on CP violation in the Charm system via DV decays", *Phys. rev. Lett.*, vol. 109, no. 17, pp. 171801-1-171801-5, 2012.
69. Gino Isidori, Jernej Kamenik, Zoltan Ligeti, Gilad Perez, "Implications of the LHCb evidence for charm CP violation", *Phys. Lett., Sect. B*, pp. 46-51, vol. 711, no. 1, 2012.
70. Nadica Ivošević DeNardis, Ivica Ružič, Jadranka Pečar-Ilić, Samir El Shawish, Primož Zihlerl, "Reaction kinetics and mechanical models of liposome adhesion at charged interface", *Bioelectrochemistry*, vol. 88, pp. 48-56, 2012.
71. Jernej Kamenik, "CP violation in the charm system", *Nuovo cimento Soc. Ital. Fis., C Geophys. space phys.*, vol. 35, no. 6, pp. 183-190, 2012.
72. Jernej Kamenik, Michele Papucci, Andreas Weiler, "Constraining the dipole moments of the top quark", *Phys. rev., D Part. fields gravit. cosm.*, vol. 85, no. 7, pp. 071501-1-071501-5, 2012.
73. Jernej Kamenik, Jing Shu, Jure Zupan, "Review of new physics effects in  $t\bar{t}$  production", *The European physical journal. C*, vol. 72, no. 8, pp. 2102-1-2102-19, 2012.
74. Jernej Kamenik, Christopher Smith, "Could a light Higgs boson illuminate the dark sector?", *Phys. rev., D Part. fields gravit. cosm.*, vol. 85, no. 9, pp. 093017-1-093017-15, 2012.
75. Jernej Kamenik, Christopher Smith, "FCNC portals to the dark sector", *J. high energy phys.*, vol. 2012, no. 3, pp. 090-1-090-70, 2012.
76. Matej Kanduč, Ali Naji, J. Forsman, Rudolf Podgornik, "Attraction between neutral dielectrics mediated by multivalent ions in an asymmetric ionic fluid", *J. chem. phys.*, vol. 137, iss. 17, pp. 174704-1-174704-8, 2012.
77. AUGER Collaboration: John L. Kelley *et al.* (509 authors), "Data acquisition, triggering, and filtering at the Auger Engineering Radio Array", *Nucl. Instrum. Methods Phys. Res., Sect. A, Accel.*, pp. 1-4, 2012.
78. AUGER Collaboration: Matthias Kleifges *et al.* (504 authors), "Measurement of cosmic ray air showers using MHz radio-detection techniques at the Pierre Auger Observatory", *Nucl. Instrum. Methods Phys. Res., Sect. A, Accel.*, pp. 1-3, 2012.
79. Jure Kokalj, N. E. Hussey, Ross H. McKenzie, "Transport properties of the metallic state of overdoped cuprate superconductors from an anisotropic marginal Fermi liquid model", *Phys. rev., B, Condens. matter mater. phys.*, vol. 86, no. 4, pp. 045132-1-045132-16, 2012.
80. Gašper Kokot, Mojca Mally, Saša Svetina, "The dynamics of melittin-induced membrane permeability", *Eur. Biophys. J.*, vol. 41, no. 5, pp. 461-474, 2012.
81. Joachim Kopp, Thomas Schwetz, Jure Zupan, "Light dark matter in the light of CRESST-II", *Journal of cosmology and astroparticle physics*, vol. 03, pp. 001-1-001-21, 2012.
82. Nejc Košnik, "Model independent constraints on leptoquarks from  $b \rightarrow s l^* l$  processes", *Phys. rev. D*, vol. 86, no. 5, pp. 055004-1-055004-10, 2012.

83. Luka Kristanc, Saša Svetina, Gregor Gomišček, "Effects of the pore-forming agent nystatin on giant phospholipid vesicles", *Biochim. biophys. acta, Biomembr.*, vol. 1818, issue 3, pp. 636-644, 2012.
84. Rajmund Krivec, "Numerical regularization of Klaunder effect in QLM", *Comput. phys. commun.*, vol. 183, no. 12, pp. 2601-2607, 2012.
85. Christian B. Lang, Luka Leskovec, Daniel Mohler, Saša Prelovšek, " $K\pi$  scattering for isospin  $\frac{1}{2}$  and  $\frac{3}{2}$  in lattice QCD", *Phys. rev., D Part. fields gravit. cosmol.*, vol. 86, iss. 5, pp. 054508-1-054508-16, 2012.
86. Zala Lenarčič, Peter Prelovšek, "Dielectric breakdown in spin-polarized Mott insulator", *Phys. rev. lett.*, vol. 108, iss. 19, pp. 196401-1-196401-4, 2012.
87. Luka Leskovec, Saša Prelovšek, "Scattering phase shifts for two particles of different mass and nonzero total momentum in lattice QCD", *Phys. rev., D Part. fields gravit. cosmol.*, vol. 85, iss. 11, pp. 114507-1-114507-16, 2012.
88. Laura Lopez-Honorez, Thomas Schwetz, Jure Zupan, "Higgs portal, fermionic dark matter, and a Standard Model like Higgs at 125 GeV", *Phys. lett., Sect. B*, vol. 716, no. 1, pp. 179-185, 2012.
89. Anže Lošdorfer Božič, Antonio Šiber, Rudolf Podgornik, "How simple can a model of an empty viral capsid be?: charge distributions in viral capsids", *Journal of biological physics*, vol. 38, no. 4, pp. 657-671, 2012.
90. Hantao Lu, Shigetoshi Sota, Hiroaki Matsueda, Janez Bonča, Takami Tohyama, "Enhanced charge order in a photoexcited one-dimensional strongly correlated system", *Phys. rev. lett.*, vol. 109, iss. 19, pp. 197401-1-197401-5, 2012.
91. Sheng-Guo Lu, Brigita Rožič, Q. M. Zhang, Zdravko Kutnjak, Raša Pirc, "Electrocaloric effect in ferroelectric polymers: [invited paper]", *Appl. phys., A, Mater. sci. process. (Print)*, vol. 107, no. 3, pp. 559-566, 2012.
92. M. M. Mas'ka, Marcin Mierzejewski, E. A. Kochetov, Lev Vidmar, Janez Bonča, O. P. Sushkov, "Effective approach to the Nagaoka regime of the two-dimensional t-J model", *Phys. rev., B, Condens. matter mater. phys.*, vol. 85, iss. 24, pp. 245113-1-245113-9, 2012.
93. Alejandra Melfo, Miha Nemevšek, Fabrizio Nesti, Goran Senjanović, Yue Zhang, "Type II neutrino seesaw mechanism at the LHC: the roadmap", *Phys. rev., D Part. fields gravit. cosmol.*, vol. 85, no. 5, pp. 055018-1-055018-6, 2012.
94. Marija Mitrović, Bosiljka Tadić, "Dynamics of bloggers' communities: bipartite networks from empirical data and agent-based modeling", *Physica, A*, vol. 391, no. 21, pp. 5264-5278, 2012.
95. Jernej Mravlje, Markus Aichhorn, Antoine Georges, "Origin of the high Néel temperature in SrTcO<sub>3</sub>", *Phys. rev. lett.*, vol. 108, no. 19, pp. 197202-1-197202-5, 2012.
96. Ali Naji, Jalal Sarabadani, David S. Dean, Rudolf Podgornik, "Sample-to-sample torque fluctuations in a system of coaxial randomly charged surfaces", *The European physical journal. E, Soft matter*, vol. 35, no. 3, 7 pp., 2012.
97. Miha Nemevšek, "Neutrino mass and the LHC", In: Proceedings of the Fourth Southeastern European Workshop Particle Physics from TeV to Planck Scale, BW2011, 28 August to 1 September, 2011, Donji Milanovac, Serbia, *Romanian journal of physics*, vol. 57, no.5/6, pp. 141-147, 2012.
98. Miha Nemevšek, Goran Senjanović, Yue Zhang, "Warm dark matter in low scale left-right theory", *Journal of cosmology and astroparticle physics*, vol. 2012, no. 7, pp. 006-1-006-33, 2012.
99. Nikola Novak, Raša Pirc, Zdravko Kutnjak, "Impact of the electric field on the freezing dynamics of Pb(Mg<sub>1/3</sub>Nb<sub>2/3</sub>)O<sub>3</sub>", *Ferroelectrics*, vol. 426, no. 1, pp. 31-37, 2012.
100. Nikola Novak, Raša Pirc, Magdalena Wencka, Zdravko Kutnjak, "High-resolution calorimetric study of Pb(Mg<sub>1/3</sub>Nb<sub>2/3</sub>)O<sub>3</sub> single crystal", *Phys. rev. lett.*, vol. 109, no. 3, pp. 037601-1-037601-5, 2012.
101. Nikola Novak, Brigita Rožič, Janez Holc, Marija Kosec, Raša Pirc, Zdravko Kutnjak, "Thermal response at the dipolar-glass to ferroelectric transition in structurally disordered ferroelectric materials: special issue: professor Wolfgang Kleemann in honor of his 70th birthday", *Ferroelectrics*, vol. 426, no. 1, pp. 223-229, 2012.
102. Matej Pavšič, "Path and path deviation equations for p-branes", *Cent. Eur. J. Phys. (Print)*, vol. 10, no. 2, pp. 414-420, 2012.
103. Matej Pavšič, "A theory of quantized fields based on orthogonal and symplectic Clifford algebras", *Adv. appl. Clifford algebr.*, vol. 22, no. 2, pp. 449-481, 2012.
104. Matej Pavšič, "Wheeler-DeWitt equation in five dimensions and modified QED", *Phys. lett., Sect. B*, vol. 717, no. 4/5, pp. 441-446, 2012.
105. Raša Pirc, Zdravko Kutnjak, Nikola Novak, "Compressible spherical dipolar glass model of relaxor ferroelectrics", *J. appl. phys.*, vol. 112, no. 11, pp. 114122-1-114122-5, 2012.
106. Raša Pirc, Brigita Rožič, Zdravko Kutnjak, Robert Blinc, Xinyu Li, M. Zhang, "Electrocaloric effect and dipolar entropy change in ferroelectric polymers: special issue: professor Wolfgang Kleemann in honor of his 70th birthday", *Ferroelectrics*, vol. 426, no. 1, pp. 38-44, 2012.
107. Rudolf Podgornik, J. Hopkins, Vozken Adrian Parsegian, M. Muthukumar, "Polymers pushing polymers: polymer mixtures in thermodynamic equilibrium with a pore", *Macromolecules*, vol. 45, iss. 21, pp. 8921-8928, 2012.
108. Anton Ramšak, "Spin-spin correlations of entangled qubit pairs in the Bohm interpretation of quantum mechanics", *J. phys., A, Math. theor. (Print)*, vol. 45, no. 11, pp. 115310-1-115310-18, 2012.
109. Tomaž Rejec, Rok Žitko, Jernej Mravlje, Anton Ramšak, "Spin thermopower in interacting quantum dots", *Phys. rev., B, Condens. matter mater. phys.*, vol. 85, pp. 085117-1-085117-10, 2012.
110. Vahid Rezvani, Jalal Sarabadani, Ali Naji, Rudolf Podgornik, "Electromagnetic fluctuation-induced interactions in randomly charged slabs", *J. chem. phys.*, vol. 137, iss. 11, pp. 114704-1-114704-8, 2012.
111. Ai Sakashita, Naohito Urakami, Primož Zihlerl, Masayuki Imai, "Three-dimensional analysis of lipid vesicle transformations", *Soft matter*, vol. 8, no. 33, pp. 8569-8581, 2012.
112. Thomas Schwetz, Jure Zupan, "Dark matter attempts for CoGeNT and DAMA", *Journal of cosmology and astroparticle physics*, vol. 2011, no. 08, pp. 008-1-008-21, 2012.
113. Samir El Shawish, Emmanuel Trizac, Jure Dobnikar, "Phase behaviour of colloidal assemblies on 2D corrugated substrates", In: Special issue of the 8th Liquid Matter Conference, September 6-10, 2011, Wien, Austria, *Journal of physics, Condensed matter*, vol. 24, no. 28, pp. 284118-1-284118-7, 2012.
114. R. Steinigeweg, Jacek Herbrych, Peter Prelovšek, Marcin Mierzejewski, "Coexistence of anomalous and normal diffusion in integrable Mott insulators", *Phys. rev., B, Condens. matter mater. phys.*, vol. 85, iss. 21, pp. 214409-1-214409-5, 2012.
115. Daniel Svenšek, Rudolf Podgornik, "Confined chiral polymer nematics: ordering and spontaneous condensation", *Europhys. lett.*, vol. 100, no. 6, pp. 66005-p1-66005-p6, 2012.
116. Saša Svetina, "Cellular life could have emerged from properties of vesicles", In: Open questions on the origin of life, *Origins of Life and Evolution of Biospheres*, vol. 42, iss. 5, pp. 483-486, 2012.
117. Antonio Šiber, Anže Lošdorfer Božič, Rudolf Podgornik, "Energies and pressures in viruses: contribution of nonspecific electrostatic interactions", *PCCP. Phys. chem. chem. phys. (Print)*, vol. 14, no. 11, pp. 3746-3765, 2012.
118. Milovan Šuvakov, Marija Mitrović, Vladimir Gligorijević, Bosiljka Tadić, "How the online social networks are used: dialogues-based structure of MySpace", *Journal of the Royal Society interface*, vol. 10, no. 79, pp. 20120819-1-20120819-12, 2012.
119. Tjaša Švelc, Saša Svetina, "Stress-free state of the red blood cell membrane and the deformation of its skeleton", *Cell. Mol. Biol. Lett.*, vol. 17, iss. 2, pp. 217-227, 2012.
120. Nataša Vaupotič, Damian Pocięcha, Ewa Górecka, "Polar and apolar columnar phases made of bent-core mesogens", *Top. curr. chem.*, vol. 318, pp. 281-302, 2012.
121. Darko Veberič, "Lambert W function for applications in physics", *Comput. phys. commun.*, vol. 183, no. 12, pp. 2622-2628, 2012.
122. Darko Veberič, "Maximum-likelihood reconstruction of photon returns from simultaneous analog and photon-counting lidar measurements", *Appl. opt.*, vol. 51, no. 2, pp. 139-147, 2012.
123. Lev Vidmar, Janez Bonča, "Real-time current of a charge carrier in a strongly correlated system coupled to phonons, driven by a uniform electric field", *J. supercond. nov. magn.*, vol. 25, no. 5, pp. 1255-1258, 2012.
124. Rok Žitko, Lim Jong Soo, Rosa López, Jan Martinek, Pascal Simon, "Tunable Kondo effect in a double quantum dot coupled to ferromagnetic contacts", *Phys. rev. lett.*, vol. 108, no. 16, pp. 166605-1-166605-5, 2012.
125. Rok Žitko, Jernej Mravlje, Kristjan Haule, "Ground state of the parallel double quantum dot system", *Phys. rev. lett.*, vol. 108, no. 6, pp. 066602-1-066602-5, 2012.

## REVIEW ARTICLE

1. Saša Svetina, "Red blood cell shape and deformability in the context of the functional evolution of its membrane structure", *Cell. Mol. Biol. Lett.*, vol. 17, iss. 2, pp. 171-181, 2012.

## SHORT SCIENTIFIC ARTICLE

1. Bortolo M. Mogneri, Patrick Varilly, Stefano Angioletti-Uberti, Francisco J. Martinez-Veracoechea, Jure Dobnikar, Mirjam E. Leunissen, Daan Frenkel, "Predicting DNA-mediated colloidal pair interactions", *Proc Natl Acad USA (Online)*, vol. 109, no. 7, pp. E378-E379, 2012.

PUBLISHED SCIENTIFIC CONFERENCE CONTRIBUTION  
(INVITED LECTURE)

1. Mojca Čepič, "Kompleksne faze v plastno urejenih tekočih kristalih", In: *Zbornik povzetkov*, 11. simpozij fizikov Univerze v Mariboru, 6., 7. in 8. december 2012, Maribor, Marko Robnik, ed., Dean Korošak, ed., Maribor, CAMTP, 2012, pp. [15-16].
2. Mojca Čepič, "Liquid crystals in education: the basics", *European Journal of Physics Education*, vol. 4, no. 3, pp. 27-33, 2012.
3. Mojca Čepič, "Vključevanje novega znanja v pouk naravoslovja in matematike", In: *Zbornik prispevkov*, Nacionalna konferenca Poti do kakovostnega znanja naravoslovja in matematike, Brdo pri Kranju, 11. in 12. decembra 2012, Maša Vidmar, ed., Anastazija Avsec, Ljubljana, Ministrstvo RS za izobraževanje, znanost, kulturo in šport, 2012, pp. 11-17.
4. Svetlana Fajfer, Jernej Kamenik, Ivan Nišandžić, "Search for new physics in  $B \rightarrow D^* \tau \bar{\nu}_\tau$  decay", In: *QCD@WORK 2012*, (AIP conference proceedings, 1492), Leonardo Angelini, ed., [Melville], American Institute of Physics, cop. 2012, pp. 82-87.
5. Jernej Kamenik, "CPV in the Charm System 20", In: *Les Rencontres de Physique de la Vallée d'Aoste*, Frascati, Istituto Nazionale di Fisica Nucleare, 2012, 5 pp..
6. Katarina Susman, Jerneja Pavlin, Maja Pečar, Saša Ziherl, Mojca Čepič, "Liquid crystals in teaching", In: *Inquiry based education (IBSE) in the primary school*, Stevan Jokić, ed., Dragana Miličić, ed., Belgrade, Vinča Institute of Nuclear Science, 2012, pp. 27-39.

## PUBLISHED SCIENTIFIC CONFERENCE CONTRIBUTION

1. AUGER Collaboration: M. Bohacova *et al.* (478 authors), "Highlights from the Pierre Auger Observatory", In: *Papers presented at Les Rencontres de Physique de la Vallée d'Aoste, La Thuile 2011*, (Il Nuovo cimento C, vol. 35, no. 1), Bologna, Società italiana di fisica, 2012, vol. 35, no. 1, pp. 83-88, 2012.
2. AUGER Collaboration: L. Cazon *et al.* (505 authors), "Studying the nuclear mass composition of Ultra-High Energy Cosmic Rays with the Pierre Auger Observatory", In: *12th International Conference on Topics in Astroparticle and Underground Physics (TAUP 2011)*, 5-9 September 2011, Munich, Germany, (Journal of physics. Conference series, vol. 375), George Raffelt, ed., L. Oberauer, ed., R. M. Wagner, ed., Bristol, Institute of Physics Publishing, 2012, vol. 375, pp. 052003-1-052003-4, 2012.
3. AUGER Collaboration: Stephane Coutu *et al.* (501 authors), "The Pierre Auger Observatory: challenges at the highest-energy frontier", In: *Proceedings of the 2nd International Conference on Technology and Instrumentation in Particle Physics (TIPP 2011)*, 8-14 June 2011 Chicago, USA, (Physics procedia, vol. 37, 2012), Ted Liu, Amsterdam [etc.], Elsevier, 2012, vol. 37, pp. 1355-1364, 2012.
4. AUGER Collaboration: Alexandre Creusot *et al.* (481 authors), "Latest results of the Pierre Auger Observatory", In: *4th International Workshop on Acoustic and Radio EeV Neutrino Detection Activities*, (Nuclear instruments and methods in physics research, Section A, Accelerators, spectrometers, detectors and associated equipment, vol. 662, suppl. 1), Olivier Ravel, ed., Amsterdam, Elsevier, 2012, vol. 662, suppl. 1, pp. S106-S112, 2012.
5. Mojca Čepič, "Flexoelectric polarization, interactions of longer range and multilayer structures", In: *Proceedings of the 13th International Conference on Ferroelectric Liquid Crystals, August 28 - September 2, 2011, Ontario, Canada*, (Ferroelectrics, vol. 431, no. 1, 2012), New York, Gordon and Breach, 2012, vol. 431, no. 1, pp. 13-20, 2012.
6. Mojca Čepič, "New materials: liquid crystals - what to learn about them?", In: *Proceeding book of the Joint International Conference MPLT '16 - HSCI 2011: MPLT '16 Workshop on Multimedia in Physics Teaching and Learning [and] Hsci 2011 Conference Hands on Science, 15th -17th September 2011, University of Ljubljana, Slovenia*, Saša Divjak, ed., Ljubljana, organizers, 2012, pp. 322-326.
7. AUGER Collaboration: J. R. T. De Mello Neto *et al.* (505 authors), "Ultra high energy cosmic rays with the Pierre Auger Observatory", In: *Proceedings of the 5th International Workshop on Astronomy and Relativistic Astrophysics (IWARA2011)*, João Pessoa, Brazil, 9-11 October 2011, (International journal of modern physics, vol. 18, no. 1), Valdir B. Bezerra, ed., [S. l.], World Scientific, 2012, vol. 18, no. 1, pp. 221-229, 2012.
8. AUGER Collaboration: Hans P Dembinski *et al.* (498 authors), "Latest results from the Pierre Auger Observatory", In: *Nuclear physics in astrophysics V, 3-8 April 2011, Eilat, Israel*, (Journal of physics. Conference series, vol. 337), Bristol, Institute of Physics Publishing, 2012, vol. 337, pp. 012068-1-012068-4, 2012.
9. AUGER Collaboration: Stefan Fliescher *et al.* (502 authors), "Radio detection of cosmic ray induced air showers at the Pierre Auger Observatory", In: *4th International Workshop on Acoustic and Radio EeV Neutrino Detection Activities*, (Nuclear instruments and methods in physics research, Section A, Accelerators, spectrometers, detectors and associated equipment, vol. 662, suppl. 1), Olivier Ravel, ed., Amsterdam, Elsevier, 2012, vol. 662, suppl. 1, pp. S124-S129, 2012.
10. AUGER Collaboration: Diego Garcia-Gamez *et al.* (502 authors), "Studies of hadronic interactions at ultra-high energies with the Pierre Auger Observatory", In: *QCD and high energy interactions*, Paris, LPNHE, 2012, pp. [1-6].
11. Vladimir Gligorijević, Marcin Skowron, Bosiljka Tadić, "Directed networks of online chats: content-based linking and social structure", In: *Proceedings*, [S. l.], IEEE Computer Society, 2012, pp. 725-730.
12. Bojan Golli, "Meson electro-production in the region of the Delta(1700) D33 resonance", In: *Proceedings to the Mini-Workshop Hadronic Resonances, Bled, Slovenia, July 1-8, 2012*, (Blejske delavnice iz fizike, vol. 13, no. 1), Bojan Golli, ed., Mitja Rosina, ed., Simon Širca, ed., Ljubljana, DMFA - založništvo, 2012, vol. 13, no. 1, pp. 66-73, 2012.
13. AUGER Collaboration: Javier G. Gonzalez *et al.* (504 authors), "The offline software of the Pierre Auger Observatory: lessons learned", In: *Parallel and Distributed Processing with Applications: ISPA 2012: 10th IEEE International Symposium on Parallel and Distributed Processing with Applications, Madrid, Spain, 10 - 13 July 2012*, Madrid, CPS, 2012, pp. 557-564.
14. AUGER Collaboration: Javier G. Gonzalez *et al.* (513 authors), "Results from the Pierre Auger Observatory", In: *Exotic nuclei and nuclear/particle astrophysics (IV): from nuclei to stars*, (AIP conference proceedings, vol. 1498), Carpathian Summer School of Physics 2012, Sinaia, Romania, 24 June-7 July 2012, Livius Trache, ed., Paula Gina Isar, ed., Melville, New York, American Institute of Physics, 2012, pp. 273-281.
15. AUGER Collaboration: H. O. Klages *et al.* (498 authors), "Enhancements to the Southern Pierre Auger Observatory", In: *12th International Conference on Topics in Astroparticle and Underground Physics (TAUP 2011)*, 5-9 September 2011, Munich, Germany, (Journal of physics. Conference series, vol. 375), George Raffelt, ed., L. Oberauer, ed., R. M. Wagner, ed., Bristol, Institute of Physics Publishing, 2012, vol. 375, pp. 052006-1-052006-4, 2012.
16. AUGER Collaboration: Julio Lozano Bahilo *et al.* (494 authors), "Mass production of extensive air showers for the Pierre Auger Collaboration using Grid Technology", In: *14th International Workshop on Advanced Computing and Analysis Techniques in Physics Research (ACAT 2011)*, 5-9 September 2011, Uxbridge, London, UK, (Journal of physics. Conference series (Print), vol. 368), Bristol, Institute of Physics, 2012, vol. 368, pp. 012015-1-012015-7, 2012.
17. AUGER Collaboration: Julio Lozano Bahilo *et al.* (501 authors), "Production of simulated Extensive Air Showers for the Pierre Auger Collaboration using Grid Technology", In: *Parallel and Distributed Processing with Applications: ISPA 2012: 10th IEEE International Symposium on Parallel and Distributed Processing with Applications, Madrid, Spain, 10 - 13 July 2012*, Madrid, CPS, 2012, pp. 545-550.
18. AUGER Collaboration: Carla Macolino *et al.* (481 authors), "Anisotropy studies with the Pierre Auger Observatory", In: *12th International Conference on Topics in Astroparticle and Underground Physics (TAUP 2011)*, 5-9 September 2011, Munich, Germany, (Journal of physics. Conference series, vol. 375), George Raffelt, ed., L. Oberauer, ed., R. M. Wagner, ed., Bristol, Institute of Physics Publishing, 2012, vol. 375, pp. 052002-1-052002-4, 2012.
19. Maja Pečar, Jerneja Pavlin, Katarina Susman, Saša Ziherl, Lara Vereš, Mojca Čepič, "Hands-on experiments for demonstration of liquid crystals properties", In: *Proceeding book of the Joint International Conference MPLT '16 - HSCI 2011: MPLT '16 Workshop on Multimedia in Physics Teaching and Learning [and] Hsci 2011 Conference Hands on Science, 15th -17th September 2011, University of Ljubljana, Slovenia*, Saša Divjak, ed., Ljubljana, organizers, 2012, pp. 242-247.
20. Saša Prelovšek, "Scattering phase shifts and resonances from lattice QCD", In: *Proceedings to the Mini-Workshop Hadronic Resonances, Bled*,

- Slovenia, July 1-8, 2012*, (Blejske delavnice iz fizike, vol. 13, no. 1), Bojan Golli, ed., Mitja Rosina, ed., Simon Širca, ed., Ljubljana, DMFA - založništvo, 2012, vol. 13, no. 1, pp. 74-77, 2012.
21. AUGER Collaboration: V. Rizi *et al.* (495 authors), "UV Raman LIDAR and side scattering detector for the monitoring of aerosol optical transmission at the Pierre Auger Observatory", In: *Reviewed and revised papers presented at the 26th International [Lambda]aser Radar Conference (ILRC 2012), 25-29 June 2012, Porto Heli, Greece*, Alexandros Papayannis, ed., Dimitrios Balis, ed., Vassilis Amiridis, ed., Porto Heli, ICLAS, cop. 2012, vol. 1, pp. 59-62.
  22. AUGER Collaboration: H. Schoorlemmer *et al.* (493 authors), "Results from polarization studies of radio signals induced by cosmic rays at the Pierre Auger Observatory", In: *4th International Workshop on Acoustic and Radio EeV Neutrino Detection Activities*, (Nuclear instruments and methods in physics research, Section A, Accelerators, spectrometers, detectors and associated equipment, vol. 662, suppl. 1), Olivier Ravel, ed., Amsterdam, Elsevier, 2012, vol. 662, suppl. 1, pp. S134-S137, 2012.
  23. AUGER Collaboration: Ralf Ulrich *et al.* (481 authors), "Determination of hadronic interaction characteristics with the Pierre Auger Observatory", In: *12th International Conference on Topics in Astroparticle and Underground Physics (TAUP 2011), 5-9 September 2011, Munich, Germany*, (Journal of physics. Conference series, vol. 375), George Raffelt, ed., L. Oberauer, ed., R. M. Wagner, ed., Bristol, Institute of Physics Publishing, 2012, vol. 375, pp. 052005-1-052005-4, 2012.
  24. AUGER Collaboration: Inés Valiño *et al.* (508 authors), "Analysis of inclined air showers and search for ultra-high energy neutrinos and photons with the Pierre Auger Observatory", In: *12th International Conference on Topics in Astroparticle and Underground Physics (TAUP 2011), 5-9 September 2011, Munich, Germany*, (Journal of physics. Conference series, vol. 375), George Raffelt, ed., L. Oberauer, ed., R. M. Wagner, ed., Bristol, Institute of Physics Publishing, 2012, vol. 375, part 5, pp. 052004-1-052004-4, 2012.
  25. AUGER Collaboration: Christopher Williams *et al.* (503 authors), "Microwave detection of cosmic ray air showers at the Pierre Auger Observatory: an R&D effort", In: *Proceedings of the 2nd International Conference on Technology and Instrumentation in Particle Physics (TIPP 2011), 8-14 June 2011 Chicago, USA*, (Physics procedia, vol. 37, 2012), Ted Liu, Amsterdam [etc.], Elsevier, 2012, vol. 37, pp. 1341-1348, 2012.
- (Advances in experimental medicine and biology, 736), Igor I. Goryanin, ed., Andrew B. Goryachev, ed., New York [etc.], Springer, cop. 2012, pp. 381-395.
2. Mojca Čepič, "Flexoelectricity in chiral polar smectics", In: *Flexoelectricity in liquid crystals: theory, experiments and applications*, Ágnes Buka, ed., Nándor Éber, ed., London, Imperial College Press, 2012, pp. 137-176.
  3. Aleš Fajmut, Andrej Dobovišek, Milan Brumen, "Mathematical modelling in aspirin-induced asthma: theory and clinical applications", In: *Asthma: causes, complications and treatment*, (Pulmonary and respiratory diseases and disorders), Adelina H. Bislmi, ed., Lulezime C. Tolka, ed., New York, Nova Science Publishers, cop. 2012, pp. 1-32.
  4. Marija Mitrović, Bosiljka Tadić, "Emergence and structure of cybercommunities", In: *Handbook of optimization in complex networks: communication and social networks*, My T. Thai, ed., Panos M. Pardalos, ed., New York, Springer, 2012, pp. 209-227.
  5. Saša Svetina, "On the vesicular origin of the cell cycle", In: *Genesis - in the beginning: precursors of life, chemical models and early biological evolution*, (Cellular origin, life in extreme habitats and astrobiology, Vol. 22), Joseph Seckbach, ed., Dordrecht [etc.], Springer, 2012, pp. 757-773.

## MENTORING

1. Klemen Bohinc, *Including solvent-mediated interactions into the Poisson-Boltzmann theory*: doctoral dissertation, Maribor, 2012 (mentor Sylvio May; co-mentor Milan Brumen).
2. Andrej Dobovišek, *Mathematical modelling of the impact of non-steroidal anti-inflammatory drugs on aspirin intolerance in asthma*: doctoral dissertation, Ljubljana, 2012 (mentor Milan Brumen; co-mentor Aleš Fajmut).
3. Jure Drobnak, *Constraints on new physics from top quark decays at high precision*: doctoral dissertation, Ljubljana, 2012 (mentor Svjetlana Fajfer; co-mentor Jernej F. Kamenik).
4. Ana Hočevar, *Lipid vesicle aggregates as models of simple animal tissues*: doctoral dissertation, Ljubljana, 2012 (mentor Primož Zihnerl).
5. Marija Mitrović, *Structure and dynamics of techno-social networks*: doctoral dissertation, Beograd, 2012 (mentor Bosiljka Tadić).
6. Gregor Trefalt, *A new synthesis route to  $Pb(Mg_{1/3}Nb_{2/3})O_3$ -based materials by the controlled agglomeration of reagent particles*: doctoral dissertation, Ljubljana, 2012 (mentor Marija Kosec; co-mentor Bosiljka Tadić).
7. Lev Vidmar, *Influence of phonons on physics of strongly correlated electron systems*: doctoral dissertation, Ljubljana, 2012 (mentor Janez Bonča).
8. Tine Curk, *Colloidal ordering on soft coated surfaces*: master's thesis, Maribor, 2012 (mentor Jure Dobnikar; co-mentor Francisco Martinez-Veracoechea).

## INDEPENDENT SCIENTIFIC COMPONENT PART OR A CHAPTER IN A MONOGRAPH

1. Tine Curk, Franziska Matthäus, Yifat Brill-Karnieli, Jure Dobnikar, "Coarse graining escherichia coli chemotaxis: from multi-flagella propulsion to logarithmic sensing", In: *Advances in systems biology*,

# DEPARTMENT OF LOW AND MEDIUM ENERGY PHYSICS

## F-2

*The Department of Low and Medium Energy Physics is active in research relating to atomic physics (low energy physics) and nuclear physics (medium energy physics). The acquired knowledge is applied for monitoring the ionizing radiation in the environment, as well as for interdisciplinary research with ion and photon beams. An important segment of the activities is dedicated to the development of the detection methods for ionizing radiation and the associated instrumentation. The ion accelerator at the department is one of the largest research facilities in the country. The department invested considerable efforts in the development of its own research instrumentation, that enable a specific dual research process: researchers from the department are performing research at major research facilities abroad, and researchers from the European research area are accessing the instrumentation at the JSI ion accelerator in the frame of the Transnational Access Program within 7<sup>th</sup> FPEU.*



Head:  
Asst. Prof. Matej Lipoglavšek

In the field of atomic physics, we have continued the research on the quantum interference of indistinguishable electron pairs emitted upon electron impact excitation or the photoionization of noble-gas atoms. An extensive theoretical modelling of the exchange interference effects for  $M_{4,5}-N_{1,2,3}$  Auger decay in krypton and  $N_{4,5}-O_{1,2,3}$  decay in xenon was performed, as well as a comparison with angle-resolved data taken at ELETTRA and angle-integrated ( $\mathbf{x},2e$ ) coincidence data taken at SOLEIL. We have explained previously the measured fluorescence spectra of helium singly excited states with a theoretical treatment of the atomic system under a combined effect of DC electric field and spin-orbit interaction (*Phys. Rev. A*). We have finished the modelling of the metastable atom yield upon the "box" photoexcitation of helium singly excited states as a function of the magnitude of a DC electric field.

In 2012 we have prepared, for the first time, an experiment on the "finish" beamline I411 operational at the Max-lab in Lund (Sweden) in collaboration with Oulu University. We have measured the yield of photoelectrons, Auger electrons and positive ions as a function of the incoming photon energy scanning over the chlorine L threshold for seven different chlorinated carbohydrates. In March 2012 we visited a commissioning experiment at the new Low Density Matter (LDM) beamline at Elettra new free electron laser. The acquired experience was essential for the preparation of the experimental proposal "Multi-photon excitation of He doubly excited states", which was approved on the first international open access competition for FERMI and will take place in February 2013.

In 2012 we were involved in accurate measurements of the  $1s4p$  and  $1s3d$  multi-electron excitations in the vicinity of the Kr K absorption edge, which were performed at the 6-2 beamline of the SSRL synchrotron, as well as measurements of the  $K\beta^h$  hypersatellite lines ( $1s^2-1s3p$  radiative transitions) fine structure were performed for several different V and Cr oxides. At the SuperXAS beamline of the SLS synchrotron in Switzerland, the magnetic circular dichroism (MCD) was measured in order to study the influence of the externally applied magnetic field on the electronic structure of the material. With high-resolution x-ray spectroscopy with proton excitation (HR-PIXE) high-resolution  $K\beta$  (core-valence) emission measurements of chlorine in fine fraction aerosol samples were measured to access the chemical speciation of chlorine in atmospheric aerosols samples, which is key information in source attribution and toxicity study of chlorine-containing particulate matter.

In 2012 a paper on the design and performance of our curved-crystal spectrometer for high-resolution spectroscopy in the tender x-ray range was published in the field of scientific instrumentation (*Rev. Sci. Instrum.*). We have also published a review on the results of the resonant inelastic x-ray studies on atoms and simple molecules performed with our spectrometer in recent years (*J. Electron Spectroscopy*). Besides our gas-phase studies, the results of x-ray emission (XES) measurements of S in model glasses used for vitrification of high-level radioactive wastes, performed in collaboration with a group from University of Sheffield, were also

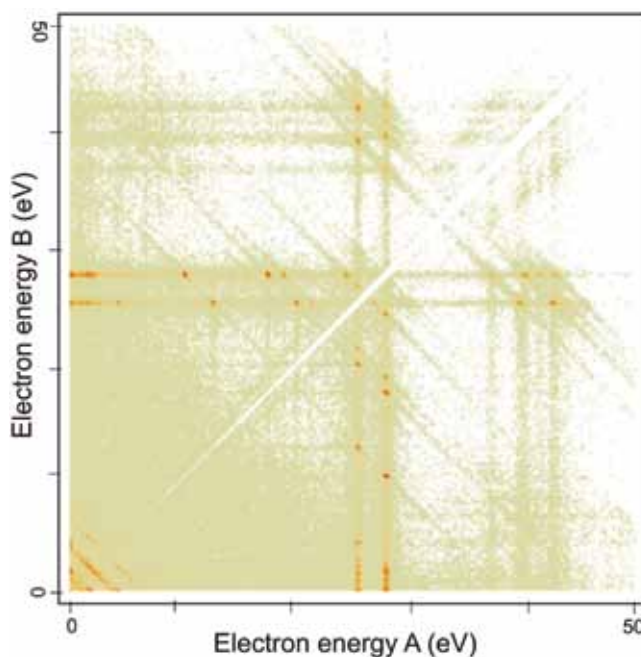


Figure 1: An excerpt of an angle-integrated electron-electron coincidence energy map of xenon acquired by the Magnetic-Bottle TOF spectrometer in 10 min at 90 eV photon energy (M. Žitnik et al., accepted for publication in *Phys. Rev. A*).



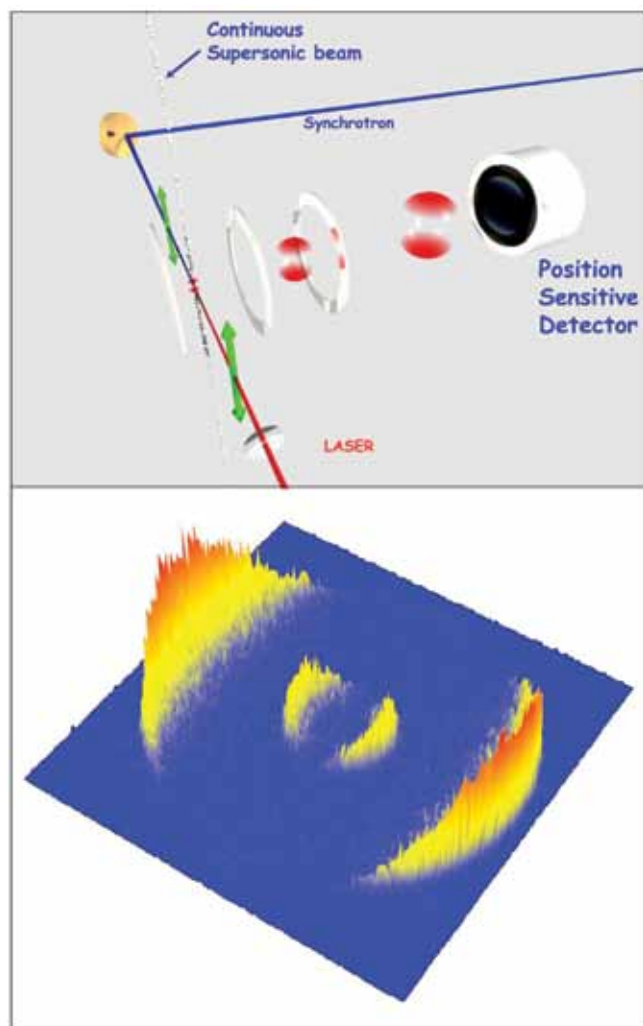


Figure 2: The velocity map image formed by exciting the ground-state atom to the  $1s5p^1P$  state ( $h\nu_1 = 24.046$  eV) and ionizing with laser radiation of photon energy  $h\nu_2 = 1.772$  eV. The main part of the Above the Threshold Ionization (ATI) signal corresponds to the photoelectrons of 1.21 eV energy (outer ring in lower part of the figure). Seen are also photoelectrons at lower kinetic energy of 0.08 eV that originate from  $1s3s^1P$  state, populated by a spontaneous decay of the  $1s5p$  state. (P. O’Keeffe et al., *New J. Phys.* 15, 013023, 2013).

published (*Journal of Nuclear Materials*). In collaboration with Uppsala University we have published the results of high-resolution Fe and Zr XES measurements used to study the electronic structure of amorphous  $Fe_{100-x}Zr_x$  films and multilayers (*J. Phys.: Condens. Matter*). Together with colleagues from the University of Fribourg we have reported on the surface-sensitive grazing emission X-ray fluorescence technique (GEXRF) to determine depth elemental profiles of Al-implanted Si wafers (*X-ray Spectrom.* 41, 98-104).

Intensive research with ion beams was carried out in 2012 at the ion accelerator Tandetron. Using the ion microbeam, and in collaboration with researchers from the Biotechnical Faculty of the University of Ljubljana, we have carried out a sequence of measurements on slices of biological tissue prepared by the fast freezing and lyophilisation technique. In collaboration with “Université catholique de Louvain” (Belgium), we have studied a distribution of iron and other microelements in rice as well as the sodium take-up mechanisms of tomato planted in salted ground. We have continued research on the effects of the redistribution of sodium and chlorine in salted dessert earth and of the gradient of salinity on the root growth (accepted for publication in *Nucl. Instr. Meth. B*). We demonstrated the efficiency of the micro-PIXE method in following quantitatively the process of heavy-metal uptake by *Typha latifolia* plant, in collaboration with the Helmholtz centrum from Munich. (accepted for publication in *J. Haz. Mat.*). We have successfully performed measurements of elemental maps of frozen hydrated tissue slices, as an alternative to freeze dried samples (accepted for publication in *Nucl. Instr. Meth. B*). In collaboration with the Military Medical Academy, Belgrade (Serbia) we have studied the uptake of golden nanoparticles into human macrophages. We were able to specify the uptake with an accuracy of 1 picogram (accepted for publication in *Nucl. Instr. Meth. B*).

We have successfully installed a new ion time-of-flight spectrometer that will be used for a new MeV SIMS method – we want to measure the ion yield emitted from the specific target location that is hit by the ion microbeam to obtain information complementary to the that contained in elemental maps measured by the micro-PIXE method. The instrument was built by the IJS Workshop and for the first experiments a pulsed beam of 8 MeV  $Cl^{+}$  ions was chosen.

With the significant help of ARRS we have bought and installed in 2012 a new ion source of the “multicus” type which creates a bright beam of negative hydrogen ions that are subsequently injected into the ion acceleration stage. The beam reaches 15-times larger brightness than the old “duoplasmatron” ion source. With the new proton beam coupled to the microbeamline optics, the 100 pA proton current can be focused down to a beam cross-section of the order of a few hundreds of nanometres.

In the frame of the 7th FW EU SPIRIT we have given access to European researchers to the JSI ion beam infrastructure. We hosted four projects with international access that were performed by researchers from Belgium, Israel, Serbia and the United Kingdom.

In collaboration with the Centre of Excellence CO NOT a series of *in situ* experiments XANES and EXAFS on Li-ion ( $Li_2MnO_2Fe_{0.8}PO_4$  in  $Li_2MnPO_4$ ) and Li-sulphur ( $Li_2S_x$ ) cathode materials for batteries with a high energy density were performed. The XAS spectra were recorded during the reduction and oxidation of materials with C/15 dynamics and during heating in air up to 400 °C. They register the change of valence of Mn and Fe, and the formation of  $Li_2S_x$  compounds during the processes, providing the key information on the battery dynamics and opening the way to optimization of the synthesis of the material with maximum capacity. We continued the long-term project, in collaboration with the Institute of Chemistry and CO-NOT, which involves XAS measurements on the catalytic mesoporous molecular sieves doped with Ca, Cr, Mn, Fe, Ni and Cu, containing also organic building units and on CuPd catalysts. In collaboration with the Laboratory for Material Research of the University of Nova Gorica we published a paper with high impact in *Advanced Functional Materials* about the doping site of Mn in the crystal structure of strontium titanate, to explain the anomalous magnetic properties of the materials. We continued dynamic activity in the field of fusion research coordinated by EFDA. The work is ongoing within two projects with the Slovenian Fusion Association (SFA – Association EURATOM- MESC): “Processes with Neutral

Hydrogen Atoms and Molecules" and "Application of Ion Beam Analytical Methods to the Studies of Plasma Wall Interactions in Tokamaks". The work on these projects was directed by three EFDA tasks in close collaboration with IPP, Garching, Germany, CEA, Cadarache, France and INFN, Bucharest, Romania. Our particular research interest is in studying the processes occurring during the interaction of neutral hydrogen and deuterium atoms with materials in real time and *in-situ*. We are measuring the hydrogen and deuterium concentrations during the material's exposure to a beam of atomic deuterium. For the purpose of these studies we incorporated an additional diagnostic technique, Nuclear Reaction Analysis at the broad beam ERDA/RBS experimental station at the JSI ion accelerator. Particularly important are the first *in situ* measurements on damaged tungsten, where the dislocations were induced, similar to those induced by neutron irradiation in ITER. An active collaboration with CEA, Cadarache has been started to understand the thermo-desorption of deuterium from tungsten and the cleaning procedures using surface techniques.

Within our collaboration at the ALOISA beamline group at the Elettra synchrotron (Laboratorio TASC IOM-CNR, Trieste, Italy) we studied the ordering and electronic properties of nanostructured and hybrid organic interfaces. Within our collaboration at the ALOISA beamline of Elettra synchrotron (Lab. IOM/CNR), we investigated the electronic structure of hetero-organic interfaces and hybrid nanostructures. (*PCCP. Phys. chem. chem. phys.* 2012). Our studies of carrier transport over empty molecular orbitals in pi-coupled aromatic molecules evidenced the role of the spatial overlap between adjacent molecular systems in setting the timescale for electron transport across the stack. We found that in ultrathin films of 2,2- and 4,4-paracyclophane molecules, the spatial coupling of pi-conjugated orbitals residing on phenyl rings 3 Å and 4 Å apart, allows electron transfer in  $2 \pm 0.5$  fs and  $>50$  fs, respectively, which is the first direct measurement of through-space charge-transfer dynamics between  $\pi$ -stacked aromatic rings. (*Nature Commun.*).

We studied the properties of different materials by measuring their hyperfine magnetic and electric fields using Mössbauer spectroscopy. Our interest was focused on the properties of magnetic nanoparticles and cathode materials for lithium batteries. This year a project "In-situ NRS mapping of iron based composite electrode materials for Li-ion batteries" at Petra (Hasylab Hamburg) has been approved. The structure and cation distribution in  $\text{LiFeBO}_3$  have been investigated using high-resolution synchrotron X ray diffraction, total scattering data in combination with Mössbauer in  $^6\text{Li}$  NMR spectroscopy.

The laboratory for x-ray fluorescence spectrometry has mostly dealt with measurements concerning quantification of elemental composition in plants on the cellular level in collaboration with Cathedra for plant physiology at the Biotechnical Faculty, University of Ljubljana, using mainly the x-ray synchrotron light to acquire the XRF spectra. At the TwinMic beamline of ELETTRA, we studied the localisation of silicon, arsenic and selenium in plant tissues by analysing the intensity of the Si-K, As-L<sub>3</sub> and Se-L<sub>3</sub> spectral lines. At the ESRF synchrotron in Grenoble (France), we collaborated with the Biotechnical Faculty, University of Ljubljana, to examine how cadmium affects the metabolic paths in plant roots.

In the field of archaeometry we were mainly studying semi-precious stones embedded in archaeological objects. In collaboration with the Museum of Natural History we analysed all the emeralds excavated in the territory of Slovenia and found that they very likely originate from Egypt and possibly Afghanistan. A large number of analyses were made on garnets, which were a popular form of jewellery used during the People Migration period. All the analysed garnets were classified as almandine, whose origin may be in India and Ceylon. It is interesting that we did not encounter Bohemian pyrope that only appear at Merovingian sites of the 7<sup>th</sup> Century. In the field of glass analysis we studied glass from the period of the late 19<sup>th</sup>-early 20<sup>th</sup> Century, which was significantly pigmented by uranium salts and colloidal gold or copper. Following the analytical results and written sources, we were able

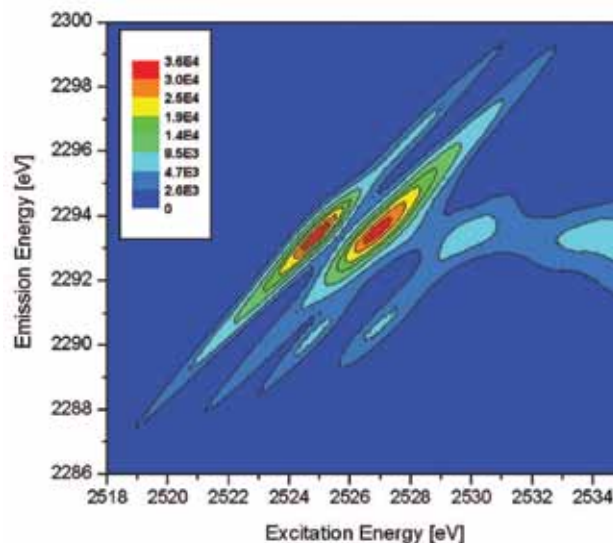


Figure 3: The  $2p3d$  RIXS plane for the tetrahedrally coordinated  $\text{Na}_2\text{MoO}_4$  system around the Mo LIII edge recorded with our spectrometer at the ID26 beamline at ESRF (M. Kavčič et al., *Rev. Sci. Instrum.*, 83, 033113, 2012).

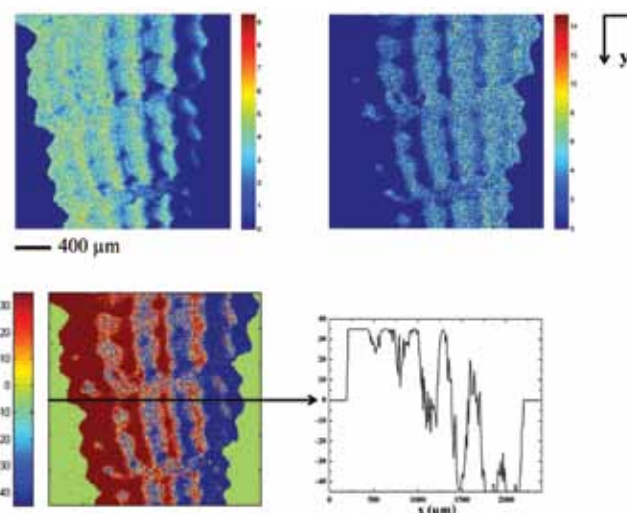


Figure 4: Surface-topography reconstruction of Ca in seashell by stereo-PIXE. Individual distribution of Ca  $K\alpha$  line yield taken from the X-ray detector positioned (a) left and (b) right with respect to the beam direction. Surface inclination reconstruction by means of stereo X-ray images (c). Lateral inclination profile across the horizontal direction in the centre of the map (d) (E. Gholami Hatam et al., *J. Anal. At. Spectrom.*, 27, 834, 2012).



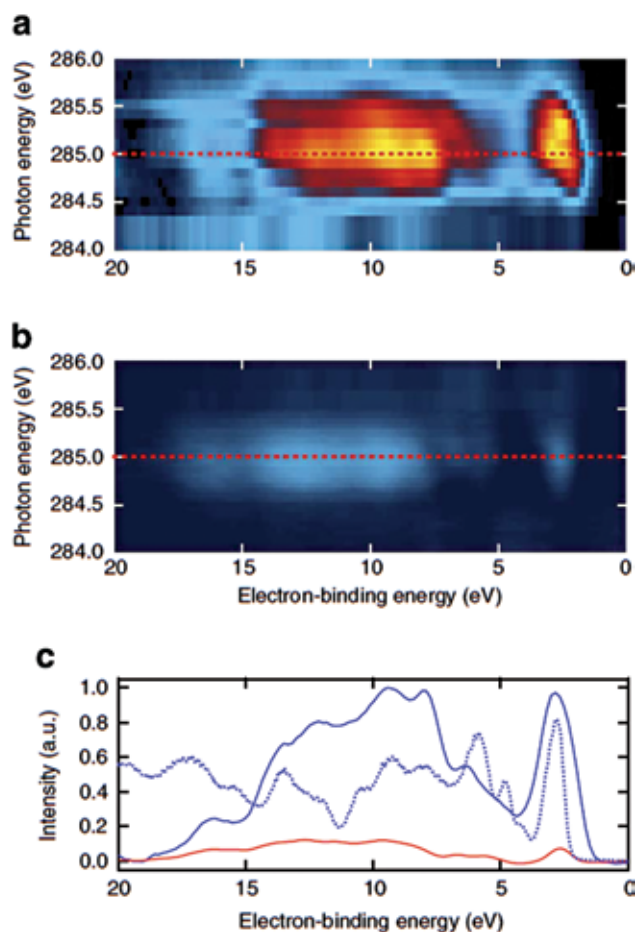


Figure 5: Resonant photoemission (RPES) intensity map of LUMO and LUMO + 1 resonances of multilayer (a) and monolayer (b) of [2,2] paracyclophane (22PCP). (c) Line profiles of LUMO resonances for monolayer (red) and multilayer (blue) 22PCP with the valence band spectrum (dashed blue, 140 eV photon energy). (A. Batra et al., *Nature Commun.* 3, 1086, 2012).

to recognize the glass imported from Bohemia and glass produced in local glassworks of Pohorje and Hrastnik.

In the field of nuclear physics, we have continued the measurements within the A1 Collaboration at MAMI (Mainz, Germany) with the new KAOS spectrometer, which allows for the detection of positively and negatively charged reaction products up to momenta of 1.5 GeV/c. We have also continued to perform several calibrations of electroproduction of charged kaons and the formation of hyperons in nuclei, as well as kaon electroproduction on proton targets. We have started to design and construct the second aerogel Cherenkov counter that is to be positioned into KAOS behind the existing scintillator walls and that is envisioned to increase the efficiency of kaon/pion separation at high counting rates occurring at a zero scattering angle. We have continued the data analysis of the high-precision double-polarization measurement of electroproduction of neutral pions on protons in the region of the Roper resonance. We have also extended the experiment on virtual Compton scattering to several points along the momentum transfer axis, with the aim of ultimately determining the electric and magnetic generalized polarizabilities or their specific linear combinations.

In the framework of the Hall A Collaboration at Jefferson Laboratory we have performed two sets of measurements. We have collaborated in the run group of E08-007 and E08-027 experiments in which we have investigated the elastic form-factors of the proton and the polarized structure function  $g_2^p$ . We have finished the optical calibration of the BigBite spectrometer, which was also used in the E05-102 experiment.

We investigated the effect of the electron screening in nuclear reactions. Electron screening enhances the nuclear reaction cross-sections at low energies compared to the cross-sections for reactions between bare nuclei, stripped of all their atomic electrons. In reactions in the laboratory, the nuclei are always accompanied by electrons and therefore, electron screening cannot be avoided. On the other hand, in stellar plasma, where for example nucleosynthesis occurs, the conditions are very different and we would like to know the cross-sections for reactions between bare nuclei that cannot be directly measured on Earth. To improve the understanding of electron screening, we compared the proton capture probabilities in metallic nickel and insulating nickel oxide targets. The probabilities were determined from

the yields of characteristic  $\gamma$  rays produced in different nuclear reactions. The  $\gamma$  rays were measured with in-beam high-resolution  $\gamma$ -ray spectroscopy at the JSI ion accelerator. Our results showed that the probability for the (p,n) reaction is larger in a metallic than in an insulating target. We also showed that the probability for the (p, $\gamma$ ) reaction is larger in metallic than in an insulating target.

With colleagues from the Communication Systems Department and from the institute GSI in Darmstadt, fundamental work on methods for fast algebraic computation and the acquisition of nuclear spectroscopic pulses was further extended. One of the most efficient of the above techniques was adapted for the first time to the high-energy resolution scintillators LaBr:Ce. We have developed a new method for adaptive triggering in scintillation detectors that significantly extends the dynamic range of particle energy measurements with scintillators. The above techniques were transferred into the biomedical field, within the Regional Competency Centre for biomedical engineering. In collaboration with the company Instrumentation Technologies we further developed their recent product for digital pulse processing. In another collaboration with Beyond Semiconductor Ltd we started to shape a novel compensation method for saturation artefacts in multi-pixel photon counters.

In collaboration with the Department of Theoretical Physics at the JSI and University of Coimbra, we investigated dynamical (electromagnetic and weak) processes on protons and neutrons in the energy region of the Roper resonance and of the negative-parity resonances.

In 2012 we continued with the detection of tritium in waters, which serves as an effective indicator of water dating. More than 40 percent of all the water resources in Slovenia are not yet characterized for their tritium content, therefore we continued with systematic sampling and measurements. As the tritium content in the atmosphere is decreasing globally, this is also the case for precipitation and consequentially for the subterranean waters, we improved the phases in the tritium detection method with electrolysis enrichment. The samples with such low concentrations require specific treatment, therefore we started with the Bayesian statistics approaches for the determination of the radionuclide concentrations.

As the European Union is subsidizing the application of biofuel with tax reductions for the producers and the distributors, several methods were developed to monitor the fuel composition. In 2012 we started to develop a direct LSC method for the biocomponents in fuel.

In addition to the basic science activities, the department was active in conducting the radiological monitoring of the living environment in Slovenia, radiological monitoring of fodder in Slovenia, regular off-site radiological monitoring around Krško NPP, central radioactive waste repository radiological monitoring, monitoring of the radioactivity in drinking water, calibrations of the radiation gauges and TLD measurements of the personal and environmental doses. The laboratories active in the radiological monitoring are certified according to the ISO 17025 standard.

Last year, we have successfully launched a new project entitled "Testing Services for Filter Media used and the IMS Radionuclide Stations" funding by an international organisation CTBTO.

In 2012 we were awarded a 3-year European project under FP7-Fission-2011 entitled "Innovative integrative tools and platforms to be prepared for radiological emergencies and post-accident response and Europe" with the specific task "Table-top exercise on monitoring a large-scale cross-border contamination".

In 2012 we intensified the cooperation with Metrology Institute of the Republic of Slovenia. Our work received very good reviews, which consequently increased financial income. As a designated institution and as the holder of the national standard for the field of ionizing radiation in Slovenia, we are taking part in a new EU funding EMRP project "Metro materials with elevated natural radioactivity".

Members of the Infrastructure Group also took part in regular drills and special tasks with the radiological mobile unit.

### Some outstanding publications in the past year

1. Gajić-Kvaščev, Maja, Marić Stojanović, Milica, Šmit, Žiga, Kantarelou, Vasoliki, Germanos Karydas, Andreas, Šljivar, Dušan, Milovanović, Dragan, Andrić, Velibor. New evidence for the use of cinnabar as a colouring pigment in the Vinča culture. *J. archaeol. sci.*, 2012, vol. 39, 1025-1033.
2. Ahmed, Z., Mihovilović, Miha, Širca, Simon et al., New precision limit on the strange vector form factors of the proton. *Phys. rev. lett.*, 2012, vol. 108, 102001.
3. Huang, Jin, Širca, Simon et al., Beam-target double-spin asymmetry  $A(LT)$  in a charged production from deep inelastic scattering on a transversely polarized  $^3\text{He}$  target at  $1.4 < Q^2 < 2.7 \text{ GeV}^2$ . *Phys. rev. lett.*, 2012, vol. 108, 052001-1-05201-6.
4. Luo, W., Širca, Simon et al., Polarization components in  $\pi^0$  photoproduction at photon energies up to 5.6 GeV. *Phys. rev. lett.*, 2012, vol. 108, 222004-1-222004-6.
5. McGann, O. J., Bingham, P. A., Hand, R. J., Gandy, A. S., Kavčič, Matjaž, Žitnik, Matjaž, Bučar, Klemen, Edge, R., Hyatt, N. C. The effects of gamma-radiation on model vitreous wasteforms intended for the disposal of intermediate and high level radioactive wastes in the United Kingdom. *J. nucl. mater.*, 2012, vol. 429, p. 353-367.
6. Kapaklis, V., Kavčič, Matjaž, Žitnik, Matjaž, Bučar, Klemen. Temperature dependence of the electrical resistivity and electronic structure of amorphous  $\text{Fe}_{(100-x)}\text{Zr}_x$  films and multilayers. *J. phys., Condens. matter*, 2012, vol. 24, 495402-1-495402-8.
7. Mihelič, Andrej, Žitnik, Matjaž, Prince, K. C., Coreno, Marcello, Richter, R. Combined effect of Stark and singlet-triplet mixing on photon-yield spectra of singly excited helium. *Phys. rev., A*, 2012, vol. 85, 023421-1-023421-9.
8. Pivko, Maja, Arčon, Iztok, Bele, Marjan, Dominko, Robert, Gaberšček, Miran.  $\text{A}_3\text{V}_2(\text{PO}_4)_3$  (A = Na or Li) probed by in situ X-ray absorption spectroscopy. *J. power sources*, 2012, vol. 216, str. 145-151.
9. Batra, Arunabh, Kladnik, Gregor, Vázquez, Héctor, Meisner, Jeffrey S., Floreano, Luca, Nuckolls, Colin, Cvetko, Dean, Morgante, Alberto, Venkataraman, Latha. Quantifying through-space charge transfer dynamics in TT-coupled molecular systems. *Nature communications*, 2012, vol. 3, 1086-1-1086-7.
10. Gholami Hatam, Ebrahim, Pelicon, Primož, Laméhi-Rachti, Mohammad, Vavpetič, Primož, Kakuee, Omidreza, Grlj, Nataša, Čekada, Miha, Fathollahi, Vahid. Surface topography reconstruction by stereo-PIXE. *J. anal. at. spectrom.*, 2012, vol. 27, 834-840.
11. Novak, Sara, Drobne, Damjana, Valant, Janez, Pipan Tkalec, Živa, Pelicon, Primož, Vavpetič, Primož, Grlj, Nataša, Falnoga, Ingrid, Mazej, Darja, Remškar, Maja. Cell membrane integrity and internalization of

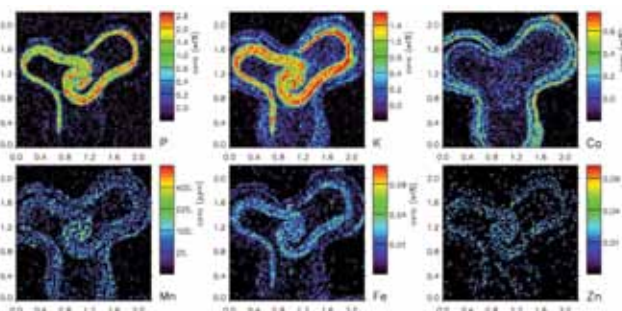


Figure 6: Lateral elemental distributions in the cross-section of the tartary buckwheat (*Fagopyrum tartaricum*) measured with micro-PIXE technique at the JSI ion accelerator. The images are obtain by scanning of 2.5 MeV proton beam with diameter of 1.2 micrometres. Scan size  $2.2 \times 2.2 \text{ mm}^2$ . Work done in collaboration with Paula Pongrac and coworkers from Biotechnical Faculty of University of Ljubljana.

- ingested TiO<sub>2</sub> nanoparticles by digestive gland cells of a terrestrial isopod. *Environ. toxicol. chem.*, 2012, vol. 31, 1083-1090.
12. Cestone, Benedetta, Vogel-Mikuš, Katarina, Pongrac, Paula, Pelicon, Primož, Vavpetič, Primož, Grlj, Nataša, Jeromel, Luka, Kump, Peter, Nečemer, Marijan, Regvar, Marjana. Use of micro-PIXE to determine spatial distributions of copper in *Brassica carinata* plants exposed to CuSO<sub>4</sub> or CuEDDS. *Sci. total environ.*, 2012, vol. 427-428, 339-346.

### Patent granted

1. Roman Novak, Matjaž Vencelj, Method for quantum distribution of the short-range key, SI23596 (A), Urad RS za intelektualno lastnino, 29.6.2012.

## INTERNATIONAL PROJECTS

1. Calibrations  
Matjaž Mihelič, M. Sc.
2. Provision of testing services for filter media used in IMS radionuclide stations  
The Preparatory Commission for the Comprehensive Nuclear-Test-Ban Treaty Organization  
Dr. Benjamin Zorko
3. 7. OP - MC-PAD: Marie Curie training network on particle detectors; PITN-GA-2008-214560  
European Commission  
Jure Beričič, B. Sc.
4. 7. FP - SPIRIT: Support of public and industrial research using ion beam technology  
European Commission  
Asst. Prof. Primož Pelicon
5. 7. OP - EURATOM: Application of ion beam analytical methods to the studies of plasma wall interaction in Tokamas - 1.4.3.-FU; Annex 2 to Contract 3211-08-02; FU07-CT-2007-00065  
Ministry of Higher Education, Science and Technology  
Asst. Prof. Primož Pelicon
6. FP - EURATOM: Process with neutral hydrogen atoms and molecules, 1.4.1.-FU; Annex 3 to Contract 3211-08-000102, FU07-CT-2007-00065  
Ministry of Higher Education, Science and Technology  
Dr. Iztok Čadež
7. FP - EURATOM: H2-D2 Molecule wall interaction, 1.4.1.-FU; Annex 4 to Contract 3211-08-000102, FU07-CT-2007-00065  
Ministry of Higher Education, Science and Technology  
Dr. Iztok Čadež
8. FP EURATOM, MHEST Association: D re-adsorption/re-saturation of W surfaces subjected to helium RF-discharge as a fuel removal technique; WP12-IPH-A03-2-06/PS-01  
Ministry of Education, Science, Culture and Sport  
Asst. Prof. Primož Pelicon
9. 7. FP - EURATOM, MHEST Association: Atomic and low-energy hydrogenic plasma interaction with damaged tungsten; WP12-IPH-A03-1-13/PS-01  
Ministry of Education, Science, Culture and Sport  
Asst. Prof. Primož Pelicon
10. MetroRWM: Metrology for radioactive waste management  
Euramet e. V.  
Branko Vodenik, M. Sc.
11. MetroMetal - Ionising radiation metrology for the metallurgical industry  
Euramet e. V.  
Branko Vodenik, M. Sc.
12. Convention de mise a disposition; Letter N/REF: NS/MD/CONV/04FRE2681JS/2004 dtd. 8. 9. 2004  
École Normale Supérieure  
Dr. Iztok Čadež
13. COST CM0805: The Chemical Cosmos: understanding chemistry in astronomical environments  
COST Office  
Dr. Iztok Čadež
14. Studies of short-range correlations  
Slovenian Research Agency  
Prof. Simon Širca
15. Dynamics at nanoscale  
Slovenian Research Agency  
Asst. Prof. Matjaž Žitnik
16. LSC methods for determination of H-3 and C-14 in environmental samples  
Slovenian Research Agency  
Dr. Jasmina Kožar Logar
17. Measurements and control of deuterium in fusion material  
Slovenian Research Agency  
Asst. Prof. Primož Pelicon
18. Co-financing of the promotion of science

Slovenian Research Agency  
Asst. Prof. Primož Pelicon

## RESEARCH PROGRAMS

1. Archaeological and archaeometric research of portable archaeological heritage  
Prof. Žiga Smit
2. Object and prestige; taste, status, power (researches of the material culture in Slovenia)  
Dr. Marijan Nečemer
3. Structure of hadronic systems  
Prof. Simon Širca
4. Studies of atoms, molecules and structures by photons and particles  
Asst. Prof. Matjaž Žitnik

## R & D GRANTS AND CONTRACTS

1. Investigation of plant ion homeostasis using elemental imaging by laser ablation - inductively coupled plasma mass spectrometry (basic research project)  
Asst. Prof. Primož Pelicon
2. Research of the ionome of selected mycorrhizal plants  
Asst. Prof. Primož Pelicon
3. Sustainable land use in relation to soil and crop quality  
Asst. Prof. Primož Pelicon
4. Archaeologies of hunter-gatherers, farmers and metallurgists: cultures, populations, palaeoeconomies and climate  
Dr. Marijan Nečemer
5. Development of Cherenkov radiation detector  
Prof. Simon Širca
6. Groundwater age determination in deep aquifers of Slovenia  
Dr. Jasmina Kožar Logar
7. Complex hyperspectral system for automatic analysis and control of pharmaceutical pellet coating processes  
Dr. Peter Kump
8. Center of competence biomedical engineering: CC BME  
Dr. Matjaž Vencelj

## NEW CONTRACTS

1. Off-site radiological monitoring of NPP Krško 2011-2013  
Krško Nuclear Power Plant  
Asst. Prof. Matej Lipoglavšek
2. TLD Dosimetry service  
General Hospital „Dr. Franc Derganc“  
Boštjan Črnič
3. Ecology laboratory with mobile unit  
Ministry of Defence  
Asst. Prof. Matej Lipoglavšek
4. Annex No. 7 to the contract on performing activities and fulfillment of obligations of holder of national standard in the field of ionising radiation  
Ministry of Economic Development and Technology  
Matjaž Mihelič, M. Sc.
5. Maintenance of radiological emergency preparedness for a period of 5 years (2012-2017)  
Krško Nuclear Power Plant  
Asst. Prof. Matej Lipoglavšek

## VISITORS FROM ABROAD

- Mr. Sergej Tomić, Institute for Medical Research, Military Medical Academy, Belgrade, Serbia, 13.–17. 7. 2012
- Dr. Luis Miguel Rodriguez, Centro Atómico Bariloche, Bariloche, Argentina, 3. 5.–31. 7. 2012
- Mr. Daniël Slenders, Katholieke Universiteit Leuven, Zonhoven, Belgium, 7. 4.–26. 8. 2012
- Mr. Ian Stokes, Keele University, Keele, Great Britain, 16.–22. 7. 2012
- Dr. Olga Ogorodnikova, IPP, Garching, Germany, 13.–22. 8. 2012
- Dr. Carmen Varlam and Mr. Ionut Faurescu, National Research and Development Institute for Cryogenics and Isotopic Technologies Rm.Valcea, Romania, 26. 8.–8. 9. 2012
- Mr. Oren Shelef, Ben-Gurion University of the Negev, Sede Boqer Campus, Izrael, 11.–22. 9. 2012
- Dr. Isabelle Lefevre, Univerite catholique de Louvain, Louvain-la-Neuve, Belgium, 11.–16. 12. 2012

## STAFF

### Researchers

- Prof. Iztok Arčon\*
- Dr. Klemen Bučar
- Prof. Dean Cvetko\*
- Dr. Iztok Čadež, retired 29.12.12*
- Denis Glavič Cindro, M. Sc.
- Dr. Darko Hanžel
- Asst. Prof. Matjaž Kavčič
- Prof. Alojzij Franc Kodre\*, retired 01.10.12*
- Dr. Peter Kump
- Prof. Andrej Likar\*
- 11. Asst. Prof. Matej Lipoglavšek, Head**
- Dr. Andrej Mihelič
- Dr. Marijan Nečemer
- Asst. Prof. Primož Pelicon
- Zdravko Rupnik, M. Sc.
- Prof. Simon Širca\*
- Prof. Žiga Šmit\*
- Dr. Matjaž Vencelj
- Branko Vodenik, M. Sc.
- Asst. Prof. Matjaž Žitnik
- Postdoctorial associates**
- Dr. Jasmina Kožar Logar
- Dr. Sabina Markelj
- Dr. Paula Pongrac, left 01.02.12*
- Dr. Benjamin Zorko

### Postgraduates

- Jure Beričič, B. Sc.
- Rok Bohinc, B. Sc.
- Helena Fajfar\*\*
- Jelena Gajevič, B. Sc.
- Dr. Nataša Grlj, left 01.07.12*
- Luka Jeromeš, B. Sc.
- Katarina Kovacič, B. Sc.
- Dr. Miha Mihovilovič, left 01.04.12*
- Mojca Miklavc, B. Sc.
- Samo Štajner, B. Sc.
- Anže Založnik, B. Sc.
- Technical officers**
- Boštjan Črnič, B. Sc.
- Matjaž Mihelič, M. Sc.
- Primož Vavpetič, B. Sc.
- Technical and administrative staff**
- Drago Brodnik
- Mojca Gantar
- Sandi Gobec
- Zvonimir Grabnar
- Mirko Ribič, B. Sc.

Note:

\* part-time JSI member

\*\* postgraduate financed by industry

## BIBLIOGRAPHY

### ORIGINAL SCIENTIFIC ARTICLE

- A1 Collaboration: Patrick Achenbach *et al.* (34 authors), "Exclusive electroproduction of  $K^+\Lambda$  and  $K^+\Sigma^0$  final states at  $Q^2 = 0.030 - 0.050$  ( $\text{GeV}/c^2$ )", *The european physical journal. A, Hadrons and nuclei*, vol. 48, no. 2, 8 pp., 2012.
- A1 Collaboration: Patrick Achenbach *et al.* (36 authors), "Strange hadronic physics in electroproduction experiments at the Mainz Microtron", *Nucl. phys., Sect. A*, vol. 881, pp. 187-198, 2012.
- HAPPEX Collaboration: Z. Ahmed *et al.* (104 authors), "New precision limit on the strange vector form factors of the proton", *Phys. rev. lett.*, vol. 108, 5 pp., 2012.
- Iztok Arčon, Oreste Piccolo, Stefano Paganelli, Franco Baldi, "XAS analysis of a nanostructured iron polysaccharide produced anaerobically by a strain of *Klebsiella oxytoca*", *Biomaterials*, vol. 25, no. 5, pp. 875-881, 2012.
- Karmen Bat, Rajko Vidrih, Marijan Nečemer, Branka Mozetič Vodopivec, Ines Mulič, Peter Kump, Nives Ogrinc, "Characterization of Slovenian apples with respect to their botanical and geographical origin and agricultural production practice", *Food technol. biotechnol.*, vol. 50, no. 1, pp. 107-116, 2012.
- Arunabh Batra, Gregor Kladnik, Héctor Vázquez, Jeffrey S. Meisner, Luca Floreano, Colin Nuckolls, Dean Cvetko, Alberto Morgante, Latha Venkataraman, "Quantifying through-space charge transfer dynamics in TT-coupled molecular systems", *Nature communications*, vol. 3, pp. 1086-1-1086-7, 2012.
- Klemen Bučar, Matjaž Korun, Branko Vodenik, "Influence of the thorium decay series on the background of high-resolution gamma-ray spectrometry", *Appl. radiat. isotopes*, vol. 70, no. 6, pp. 1005-1009, 2012.
- Benedetta Cestone *et al.* (13 authors), "Use of micro-PIXE to determine spatial distributions of copper in *Brassica carinata* plants exposed to CuSO<sub>4</sub> or CuEDDS", *Sci. total environ.*, vol. 427-428, pp. 339-346, 2012.
- Albano Cossaro, Dean Cvetko, Luca Floreano, "Amino-carboxylic recognition on surfaces: from 2D to 2D + 1 nano-architectures", *PCCP. Phys. chem. chem. phys. (Print)*, vol. 14, issue 38, pp. 13154-13162, 2012.
- Iztok Čadež, Sabina Markelj, Zdravko Rupnik, "Low energy H<sup>-</sup> production by dissociative electron attachment to small hydrocarbons", *The European physical journal. D. Atomic, molecular and optical physics*, vol. 66, no. 3, art. no. 73, pp. 1-7, 2012.
- Miha Čekada, Markus Kahn, Primož Pelicon, Zdravko Siketič, Iva Bogdanovič-Radovič, Wolfgang E. Waldhauser, Srečko Paskvale, "Analysis of nitrogen-doped ion-beam-deposited hydrogenated diamond-like carbon films using ERDA/RBS, TOF-ERDA and Raman spectroscopy", In: Proceedings of Symposium K on Protective Coatings and Thin Films, E-MRS 2011 Conference Nice, France 9-13 May 2011, *Surface & coating technology*, vol. 211, pp. 72-75, 2012.
- Maja Gajič-Kvaščev, Milica Marić Stojanovič, Žiga Šmit, Vasiliki Kantarelou, Andreas Germanos Karydas, Dušan Šljivar, Dragan Milovanovič, Velibor Andrič, "New evidence for the use of cinnabar as a colouring pigment in the Vinča culture", *J. archaeol. sci.*, vol. 39, no. 4, pp. 1025-1033, 2012.
- Ebrahim Gholami Hatam, Primož Pelicon, Mohammad Lamehi-Rachti, Primož Vavpetič, Omidreza Kakuee, Nataša Grlj, Miha Čekada, Vahid Fathollahi, "Surface topography reconstruction by stereo-PIXE", *J. anal. at. spectrom.*, vol. 27, issue 5, pp. 834-840, 2012.
- Sebastjan Glinšek, Iztok Arčon, Barbara Malič, Alojz Kodre, Marija Kosce, "Structural evolution of the KTa<sub>0.6</sub>Nb<sub>0.4</sub>O<sub>3</sub> alkoxide-based solutions: probing the transition metals local environment by X-ray

- absorption spectroscopy", *J. sol-gel sci. technol.*, vol. 62, no. 1, pp. 1-6, 2012.
15. Jefferson Lab Hall A Collaboration: Jin Huang *et al.* (114 authors), "Beam-target double-spin asymmetry  $A_{LT}$  in a charged production from deep inelastic scattering on a transversely polarized  $^3\text{He}$  target  $1.4 < Q^2 < 2.7 \text{ GeV}^{-2}$ ", *Phys. rev. Lett.*, vol. 108, issue 5, pp. 052001-1-05201-6, 2012.
  16. V. Kapaklis *et al.* (12 authors), "Temperature dependence of the electrical resistivity and electronic structure of amorphous  $\text{Fe}_{100-x}\text{Zr}_x$  films and multilayers", *J. phys., Condens. matter*, vol. 24, no. 49, pp. 495402-1-495402-8, 2012.
  17. Matjaž Kavčič, Miloš Budnar, Artur Mühleisen, Franc Gasser, Matjaž Žitnik, Klemen Bučar, Rok Bohinc, "Design and performance of a versatile curved-crystal spectrometer for high-resolution spectroscopy in the tender x-ray range", *Rev. sci. instrum.*, vol. 83, no. 3, pp. 033113-1-033113-8, 2012.
  18. Matjaž Korun, Petra Maver, Branko Vodenik, "Interpretation of the peak areas in gamma-ray spectra that have a large relative uncertainty", *Appl. radiat. isotopes*, vol. 70, no. 6, pp. 999-1004, 2012.
  19. Matjaž Korun, Petra Maver, Branko Vodenik, Benjamin Zorko, "Uranium-induced background of germanium gamma-ray spectrometers", *Appl. radiat. isotopes*, vol. 70, no. 8, pp. 1480-1484, 2012.
  20. Bastian Löher, Deniz Savran, E. Fiori, Mojca Miklavc, Norbert Pietralla, Matjaž Vencelj, "High count rate  $\gamma$ -ray spectroscopy with  $\text{LaBr}_3$ : Ce scintillation detectors", *Nucl. instrum. methods phys res., Sect. A, Accel.*, vol. 686, no. 1, 1-6, 2012.
  21. GEP-III and GEP2 $\gamma$  Collaborations: W. Luo *et al.* (110 authors), "Polarization components in  $\pi^0$  photoproduction at photon energies up to 5.6 GeV", *Phys. rev. Lett.*, vol. 108, iss. 22, pp. 222004-1-222004-6, 2012.
  22. Lyudmila Lyubenova, Paula Pongrac, Katarina Vogel-Mikuš, Gašper Kukec Mezek, Primož Vavpetič, Primož Vavpetič, Nataša Grlj, Peter Kump, Marijan Nečemer, Marjana Regvar, Primož Pelicon, Peter Schröder, "Localization and quantification of Pb and nutrients in *Typha latifolia* by micro-PIXE", *Metallomics (Print)*, vol. 2012, issue 4, pp. 333-341, 2012.
  23. M. Makek *et al.* (25 authors), "Silicon detector telescope for proton detection in electron scattering reactions at MAMI", *Nucl. instrum. methods phys res., Sect. A, Accel.*, vol. 673, pp. 82-88, 2012.
  24. Darko Makovec, Darinka Primc, Sašo Šturm, Alojz Kodre, Darko Hanžel, Mihael Drofenik, "Structural properties of ultrafine Ba-hexaferite nanoparticles", *J. solid state chem.*, vol. 196, pp. 63-71, 2012.
  25. Sabina Markelj, Primož Pelicon, Iztok Čadež, Thomas Schwarz-Selinger, Wolfgang Jacob, "In situ study of erosion and deposition of amorphous hydrogenated carbon films by exposure to a hydrogen atom beam", *J. vac. sci. technol., A, Vac. surf. films*, vol. 30, no. 4, pp. 041601-1-041601-8, 2012.
  26. Petra Maver, Matjaž Korun, Matej Martelanc, Branko Vodenik, "A comparative study of the radon-induced background in low-level gamma-ray spectrometers", *Appl. radiat. isotopes*, vol. 70, no. 1, pp. 324-331, 2012.
  27. O. J. McGann, P. A. Bingham, R. J. Hand, A. S. Gandy, Matjaž Kavčič, Matjaž Žitnik, Klemen Bučar, R. Edge, N. C. Hyatt, "The effects of  $\gamma$ -radiation on model vitreous wasteforms intended for the disposal of intermediate and high level radioactive wastes in the United Kingdom", *J. nucl. mater.*, vol. 429, no. 1/3, pp. 353-367, 2012.
  28. Andrej Mihelič, Matjaž Žitnik, K. C. Prince, Marcello Coreno, R. Richter, "Combined effect of Stark and singlet-triplet mixing on photon-yield spectra of singly excited helium", *Phys. rev., A*, vol. 85, no. 2, pp. 023421-1-023421-9, 2012.
  29. Miha Mihovilovič *et al.* (42 authors), "Methods for optical calibration of the BigBite hadron spectrometer", *Nucl. instrum. methods phys res., Sect. A, Accel.*, vol. 686, pp. 20-30, 2012.
  30. Marijan Nečemer, Peter Kump, Maja Žvanut, "Application of energy dispersive X-ray fluorescence spectrometry for the characterization of plastic materials in synthetic polymer conservation work", *X-ray spectrom.*, vol. 41, no. 2, pp. 87-92, 2012.
  31. Nataša Novak Tušar, Darja Maučec, Mojca Rangus, Iztok Arčon, Matjaž Mazaj, Magda Cotman, Albin Pintar, Venčeslav Kaučič, "Manganese functionalized silicate nanoparticles as a fenton-type catalyst for water purification by advanced oxidation processes (AOP)", *Adv. funct. mater. (Print)*, vol. 22, issue 4, pp. 820-826, 2012.
  32. Sara Novak, Damjana Drobne, Janez Valant, Primož Pelicon, "Internalization of consumed TiO<sub>2</sub> nanoparticles by a model invertebrate organism", *J. Nanomaterials (Online)*, vol. 2012, pp. 1-8, 658752, 2012.
  33. Sara Novak, Damjana Drobne, Janez Valant, Živa Pipan Tkalec, Primož Pelicon, Primož Vavpetič, Nataša Grlj, Ingrid Falnoga, Darja Mazej, Maja Remškar, "Cell membrane integrity and internalization of ingested TiO<sub>2</sub> nanoparticles by digestive gland cells of a terrestrial isopod", *Environ. toxicol. chem.*, vol. 31, issue 5, pp. 1083-1090, 2012.
  34. Lea Orožen, Katarina Vogel-Mikuš, Matevž Likar, Marijan Nečemer, Peter Kump, Marjana Regvar, "Elemental composition of wheat, common buckwheat, and tartary buckwheat grains under conventional production", *Acta biol. slov.*, vol. 55, no. 2, pp. 13-24, 2012.
  35. B. Paripás, B. Paláthy, Matjaž Žitnik, Károly Tökési, "Experimental (e,2e) study of resonant Auger states of Ar", In: Proceedings of the Fifth International Conference on Elementary Processes in Atomic Systems, Belgrade, Serbia, 21-25 June 2011, *Nuclear instruments and methods in physics research, Section B, Beam interactions with materials and atoms*, vol. 279, pp. 66-70, 2012.
  36. Maja Pivko, Iztok Arčon, Marjan Bele, Robert Dominko, Miran Gaberšček, "A<sub>3</sub>V<sub>2</sub>(PO<sub>4</sub>)<sub>3</sub> (A = Na or Li) probed by in situ X-ray absorption spectroscopy", *J. power sources*, vol. 216, pp. 145-151, 2012.
  37. Gorazd Planinšič, Andrej Likar, "Speed, acceleration, chameleons and cherry pit projectiles", *Phys. Educ.*, vol. 47, no. 1, pp. 21-27, 2012.
  38. Jefferson Lab Hall A Collaboration: A. J. R. Puckett *et al.* (74 authors), "Final analysis of proton form factor ratio data at  $Q^2 = 4.0, 4.8,$  and  $5.6 \text{ GeV}^{-2}$ ", *Phys. rev. C Nucl. phys.*, vol. 85, iss. 4, pp. 045203-1-045203-26, 2012.
  39. Žiga Šmit, Timotej Knific, David Jezeršek, Janka Istenič, "Analysis of early medieval glass beads - glass in the transition period", *Nucl. instrum. methods phys. res., B Beam interact. mater. atoms*, vol. 278, no. 1, pp. 8-14, 2012.
  40. Matjaž Valant, Taras Kolodiazhnyi, Iztok Arčon, Frederic Aguesse, Anna-Karin Axelsson, Neil McN. Alford, "The origin of magnetism in Mn-doped SrTiO<sub>3</sub>", *Adv. funct. mater. (Print)*, vol. 22, no. 10, pp. 2114-2122, maj 2012.
  41. Marko Viršek, Nikola Novak, Cene Filipič, Peter Kump, Maja Remškar, Zdravko Kutnjak, "Transport properties in MoS<sub>2</sub> selective morphology system", *J. appl. phys.*, vol. 112, no. 10, pp. 103710-1-103710-6, 2012.

## PUBLISHED SCIENTIFIC CONFERENCE CONTRIBUTION (INVITED LECTURE)

1. Andrej Mihelič, Matjaž Žitnik, P. O'Keeffe, Paola Bolognesi, Angelica Moise, R. Richter, Lorenzo Avaldi, "Studies of multiphoton processes in noble gas atoms", In: *Contributed papers & abstracts of invited lectures, topical invited lectures and progress reports*, 26nd Summer School and International Symposium on the Physics of Ionized Gases, SPIG 2012, August 27th - 31st, 2012, Zrenjanin, Serbia, Milorad Kuraica, ed., Zoran Mijatović, ed., Novi Sad, University of Novi Sad, Faculty of Sciences, Department of Physics, cop. 2012, pp. 012016-1-012016-8.

## PUBLISHED SCIENTIFIC CONFERENCE CONTRIBUTION

1. Jefferson Lab Hall A Collaboration: J. C. Cornejo *et al.* (390 authors), "Quasi elastic cross sections for the  $^{209}\text{Bi}(e, e'p)^{208}\text{Pb}$  reaction: Jefferson Lab experiment E06007", In: *Rutherford Centennial Conference on Nuclear Physics, 8-12 August 2011, Manchester, UK*, (Journal of physics: conference series, vol. 381), Bristol, IOP Publishing, cop. 2012, vol. 381, 6 pp., 2012.
2. Iztok Čadež, Sabina Markelj, "Hydrogen desorption from hydrogenated carbon on tungsten", In: *Proceedings, 21st International Conference Nuclear Energy for New Europe, Ljubljana 2012, September 5-7, Tomaž Žagar, ed., Samo Fürst, ed., Ljubljana, Nuclear Society of Slovenia, 2012, 7 pp.*
3. A1 Collaboration: A. Esser *et al.* (34 authors), "Pioneering experiment for high resolution decay pion spectroscopy of light hypernuclei at MAMI", In: *50th International Winter Meeting on Nuclear Physics, Bormio 2012, 23-27 January 2012, Bormio, Italy*, (Proceedings of science), Trieste, Sissa, 2012, 10 pp..
4. Jelena Gajević, Matej Lipoglavšek, Toni Petrovič, Primož Pelicon, "Electron screening in nickel", In: *Proceedings of Nuclear Structure and Dynamics 2012, 9-13 July 2012, Opatija Croatia*, (AIP conference proceedings, vol. 1491, 2012), Tamara Nikšič, ed., New York, American Institute of Physics, 2012, vol. 1491, pp. 383-386, 2012.
5. Jelena Gajević, Matej Lipoglavšek, Toni Petrovič, Primož Pelicon, "Electron screening in nickel", In: *Proceedings of the Carpathian Summer School of Physics 2012, June 24 - July 7, 2012, June 24 - July 7,*

- 2012, *Sinaia, Romania*, (AIP conference proceedings, vol. 1498, 2012), Livius Trache, ed., Paula Gina Isar, ed., New York, American Institute of Physics, 2012, vol. 1498, pp. 324-328, 2012.
6. Jelena Gajević, Miha Škof, Primož Pelicon, Matej Lipoglavšek, "Electron screening in Al and Ni metals", In: *Proceedings of the 6th European Summer School on Experimental Nuclear Astrophysics, September 18-27, 2011, Acireale, Italy*, (PoS proceedings of science, vol. 2012, no. 6, 2012), Trieste, Sissa, 2012, vol. 2012, no. 6, pp. 021-1-021.7, 2012.
  7. Matej Lipoglavšek, Jelena Gajević, Andrej Likar, Urška Mikac, Primož Pelicon, Toni Petrovič, "Electron screening in metals", In: *Proceedings of the XII Symposium on Nuclei in the Cosmos, 5-12 August, 2012, Cairns, Australia*, (PoS proceedings of science, vol. 2012, no. 12, 2012), Trieste, Sissa, 2012, vol. 2012, pp. 169-1-169-6, 2012.
  8. Andrej Mihelič, Matjaž Žitnik, P. O'Keeffe, Paola Bolognesi, Angelica Moise, R. Richter, Lorenzo Avaldi, "Near-threshold photoelectron angular distributions from two-photon resonant ionisation of He and Ne atoms", In: *Proceedings of the 26th Summer School and International Symposium on the Physics of Ionized Gases, SPIG 2012, August 27th - 31st, 2012, Zrenjanin, Serbia*, (Journal of physics, Conference series, vol. 399, 2012), Milorad Kuraica, ed., Zoran Mijatović, ed., Bristol, Institute of Physics Publishing, cop. 2012, vol. 399, pp. 012016-1-012016-7, 2012.
  9. Mojca Miklavc, Bastian Löher, Deniz Savran, Roman Novak, Simon Širca, Matjaž Vencelj, "Pile-up correction techniques for real-time dosimetry in photon radiotherapy", In: *2012 IEEE Nuclear Science Symposium and Medical Imaging Conference Record (NSS/MIC), October 29 - November 2012, Anaheim, California, USA*, Bo Yu, ed., Danvers, IEEE = Institute of Electrical and Electronics Engineers, 2012, pp. 3880-3882.
  10. Nives Ogrinc, Tjaša Kanduč, Marijan Nečemer, Darja Mazej, Peter Kump, "Uporaba stabilnih izotopov za določanje pristnosti in geografskega porekla prehrabnenih izdelkov: mleko in mlečni izdelki: milk and dairy products", In: *Trendi in izzivi v živilstvu, prehrani, gostinstvu in turizmu: zbornik prispevkov 2. mednarodne strokovne konference, 16.-17. november 2012, Ljubljana, Slovenija: 2nd International Professional Conference proceedings, November 16th-17th 2012, Ljubljana, Slovenia*, Jasna Kržin Stepišnik, ed., Vesna Loborec, ed., Gordana Vulič, ed., Marija Kostadinov, ed., Tjaša Vidrih, ed., Boštjan Ozimek, ed., Dejan Cvitkovič, ed., Milena Suwa-Stanojevič, ed., Ljubljana, Biotehniški izobraževalni center, Višja strokovna šola, = Biotechnical Educational Centre, Vocational College, 2012, pp. 120-126.
  11. Toni Petrovič, Matjaž Vencelj, Matej Lipoglavšek, Jelena Gajević, Primož Pelicon, "Real-time algorithm for robust coincidence search", In: *Proceedings of Nuclear Structure and Dynamics 2012, 9-13 July 2012, Opatija Croatia*, (AIP conference proceedings, vol. 1491, 2012), Tamara Nikšić, ed., New York, American Institute of Physics, 2012, vol. 1491, pp. 137-139, 2012.
  12. Simon Širca, "Approaching the spin structure of  $^3\text{He}$  by polarisation observables", In: *Proceedings to the Mini-Workshop Hadronic Resonances, Bled, Slovenia, July 1-8, 2012*, (Blejske delavnice iz fizike, vol. 13, no. 1), Bojan Golli, ed., Mitja Rosina, ed., Simon Širca, ed., Ljubljana, DMFA - založništvo, 2012, vol. 13, no. 1, pp. 84-87, 2012.
  13. Matjaž Vencelj, Andrej Likar, Bastian Löher, Mojca Miklavc, Roman Novak, Norbert Pietralla, Deniz Savran, "Pile-up recovery in gamma-ray detection", In: *Proceedings of the Light at Extreme Intensities, 14-18 November 2011, Szeged, Hungary*, (AIP conference proceedings, vol. 1462, 2012), Karoly Osvay, ed., New York, American Institute of Physics, 2012, vol. 1462, pp. 218-221, 2012.
- raziskovalno središče, Inštitut za dediščino Sredozemlja, Univerzitetna založba Annales, 2012, pp. 301-309.
2. Matjaž Kavčič, "Application of wavelength dispersive X-ray spectroscopy in X-ray trace element analytical techniques", In: *X-ray spectroscopy*, Shatendra K. Sharma, ed., Rijeka, InTech, cop. 2012, pp. 81-98.
  3. Jasmina Kožar Logar, "Usedi", In: *Primerjava imisijskih meritev radioaktivnosti v okolici NEK in po Sloveniji*, Matjaž Stepišnik, Toni Petrovič, Matej Lipoglavšek, Jasmina Kožar Logar, Gregor Omahen, Branko Vodenik, Katarina Vogel-Mikuš, Benjamin Zorko, ed., Denis Glavič-Cindro, ed., 1. izd., Ljubljana, Institut Jožef Stefan, 2012, pp. 35-54.
  4. Bastian Löher, Deniz Savran, E. Fiori, Mojca Miklavc, Norbert Pietralla, Matjaž Vencelj, "High count rate  $\gamma$ -ray spectroscopy with  $\text{LaBr}_3$ : Ce scintillation detectors", In: *ArXiv.org*, Ithaca, NY, The Cornell University Library, 1991-, 8 pp..
  5. Toni Petrovič, Matej Lipoglavšek, "Pitna voda in podtalnica", In: *Primerjava imisijskih meritev radioaktivnosti v okolici NEK in po Sloveniji*, Matjaž Stepišnik, Toni Petrovič, Matej Lipoglavšek, Jasmina Kožar Logar, Gregor Omahen, Branko Vodenik, Katarina Vogel-Mikuš, Benjamin Zorko, ed., Denis Glavič-Cindro, ed., 1. izd., Ljubljana, Institut Jožef Stefan, 2012, pp. 19-34.
  6. Nebojša Topič, Matjaž Žitnik, "Fugitive dust emissions from a coal-, iron ore- and hydrated alumina stockpile", In: *Air pollution - monitoring, modelling and health*, Mukesh Khare, ed., Rijeka, InTech, cop. 2012, pp. 197-222.
  7. Branko Vodenik, Benjamin Zorko, "izpostavljenost zunanjemu sevanju", In: *Primerjava imisijskih meritev radioaktivnosti v okolici NEK in po Sloveniji*, Matjaž Stepišnik, Toni Petrovič, Matej Lipoglavšek, Jasmina Kožar Logar, Gregor Omahen, Branko Vodenik, Katarina Vogel-Mikuš, Benjamin Zorko, ed., Denis Glavič-Cindro, ed., 1. izd., Ljubljana, Institut Jožef Stefan, 2012, pp. 71-86.

## REVIEWED UNIVERSITY, HIGHER EDUCATION OR HIGHER VOCATIONAL EDUCATION TEXTBOOK

1. Simon Širca, Martin Horvat, *Computational methods for physicists: compendium for students*, (Graduate texts in physics), Berlin, Dordrecht, Springer, cop. 2012.

## PATENT

1. Roman Novak, Matjaž Vencelj, *Method for quantum distribution of the short-range key*, SI23596 (A), Urad RS za intelektualno lastnino, 29.6.2012.

## MENTORING

1. Luka Debenjak, *Construction and calibration of the Čerenkov radiation detector for high-countrate hypernuclear experiments*: doctoral dissertation, Ljubljana, 2012 (mentor Simon Širca).
2. Nataša Grlj, *Development of the confocal PIXE set-up for multielemental depth resolved measurements and three-dimensional microscopy*: doctoral dissertation, Nova Gorica, 2012 (mentors Primož Pelicon, Matjaž Žitnik).
3. Gregor Kladnik, *Electronic structure and charge transfer at nanostructures and hybrid interfaces*: doctoral dissertation, Ljubljana, 2012 (mentor Dean Cvetko).
4. Miha Mihovilovič, *Measurement of double polarized asymmetries in quasi-elastic processes  $^3\text{He}(\bar{e}, e'd)$  and  $^3\text{He}(\bar{e}, e'p)$* : doctoral dissertation, Ljubljana, 2012 (mentor Simon Širca; co-mentor Douglas W. Higinbotham).
5. Mitja Blažič, *System test of radio frequency and clock generator*: master's thesis, Nova Gorica, 2012 (mentor Iztok Arčon).

## INDEPENDENT SCIENTIFIC COMPONENT PART OR A CHAPTER IN A MONOGRAPH

1. Janka Istenič, Žiga Šmit, "A raw glass chunk from the vicinity of Nauportus (Vrhnika)", In: *Emona: med Akvilejo in Panonijo = between Aquileia and Pannonia*, (Zbirka Annales Mediterranei), Irena Lazar, ed., Bernarda Županek, ed., Koper, Univerza na Primorskem, Znanstveno-





# DEPARTMENT OF THIN FILMS AND SURFACES

F-3

*The main research field of the department is the development, deposition and characterization of hard protective PVD coatings, while research is also conducted in other fields of thin films and surface physics. The basic research is concentrated on the study of the physical and chemical properties of various multicomponent, multilayer and nanostructured coatings. Among the applied research, different coatings are developed for the protection of tools for various production processes in industry.*



Head:  
**Dr. Peter Panjan**

Throughout the year, the research and development work of the department has remained concentrated on the field of hard protective coatings. The majority of the work was of an applied nature and in many cases connected to the industrial implementation of hard coatings, failure diagnostics and interpretation, and the solving of specific industrial problems.

Today's trend of hard-coating development is in the area of nanostructured systems, i.e. nanolayer and nanocomposite coatings. One of these systems is the (Ti,Al,Si)N, which has been studied for the past few years, and which we last year successfully implemented in industrial production. The formation of a nanocomposite coating is only possible if the kinetical conditions of spontaneous phase separation are met. In our case these are TiN or TiAlN grains of about 10 nm size in a matrix of amorphous Si<sub>3</sub>N<sub>4</sub>. The coating was extensively analyzed by transmission electron microscopy, and the results compared to the numerical modeling of thin-film growth. This contribution was given by Aleksandar Miletic (University of Novi Sad, Serbia), as it is the topic of his PhD thesis.

The system (Ti,Al,Si)N is nowadays used in several tens of companies in Slovenia; it proved to be specifically suitable for the protection of cutting tools for hard machining (above 60 HRC). The technological importance of this research is also evident from the fact that in Slovenia, as well as around the world, the share of classic hard coatings (TiN, CrN) is in constant decline. They are being replaced by ternary coatings (TiAlN), and in the past few years by nanolayer and nanostructured coatings.

One of the major problems in hard coating applications is the appearance of defects, which appear during the coating growth and have a negative effect on the corrosion resistance and the tribological properties (increased wear, material sticking). Last year we developed a new technique for studying the defects, which are first exposed to an intensive ion etching. For that purpose we use the technique glow-discharge optical emission spectroscopy (GDOES), which is primarily intended for the analysis of chemical composition. Using this technique we first make a crater where there is an enhanced contrast of defects, which can then be studied by scanning electron microscopy.

This work has been done in collaboration with the Faculty of Mechanical Engineering of the University in Maribor, and is the topic of the PhD thesis of our young researcher Peter Gselman. Using a FIB (focused ion beam), integrated in a conventional scanning electron microscope, we made a series of cuts through the defect. Images of individual cuts were made, to be followed by a 3D reconstruction of several defects (craters, spherical droplets, pores). We found that by volume the average analysed defect size is only one-third that of the damaged substrate size, which was exposed to the corrosion medium.

For studying the influence of stoichiometry on ternary coating properties we made several tests using so-called triangular targets. The idea is to substitute a monolithic target with a pair of triangular targets of different composition, which enables the deposition of a composition gradient along the chamber's vertical axis. In this way a set of samples with different composition is deposited in a single process. The first, more extensive analysis was done in the concentration gradient Cr<sub>x</sub>V<sub>1-x</sub>N. We found an important dependence of texture and grain size on the chromium-to-vanadium ratio (i.e., on the sample height within the chamber). However, the mechanical properties (hardness, adhesion) only marginally changed with composition. Going the classic way (using monolithic targets), 20 individual depositions would be needed, while by applying the triangular targets only one deposition was necessary. The application of this method is a topic of

**In 2012 we acquired a patent for a nanolayer blue coating based on AlTiN/TiN (patent no. 23538: Hard protective coatings with the ability to change their colour).**




Figure 1: Cross-section TEM micrograph of the blue nanolayer coating AlTiN/TiN (image author: Asst. Prof. Goran Dražić)

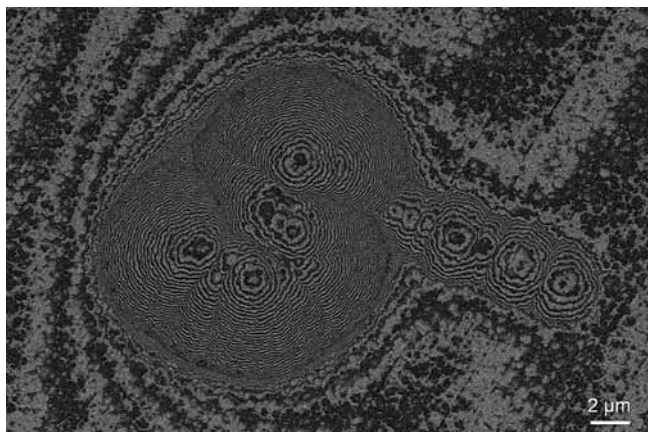


Figure 2: Low-angle cross-section across a defect in the CrN/TiAlN multilayer coating, which evolved from several seeds



Figure 3: SEM micrograph of a defect in the multilayer coating CrN/TiAlN, formed at the edge of a GDOES crater (glow discharge optical emission spectroscopy)




Figure 4: Micrograph of a defect in the TiAlN coating, acquired by the focused ion beam (image author: Dr. Tonica Bončina)

our young researcher Aljaž Drnovšek, who will concentrate on the system  $\text{Cr}_x\text{Al}_{1-x}\text{N}$ , with later additions of another metallic element (e.g., vanadium, titanium, silicon).

Coatings with a low friction coefficient are also interesting. Last year Dr. Srečko Paskvale defended his PhD thesis “Carbon-based protective coatings deposited by physical vapour deposition processes”, where he analysed the tribological properties of coatings with a low friction coefficient, prepared by different deposition techniques. Most emphasis was given to the bilayer coating TiAlN/a-CN<sub>x</sub>, which was successfully implemented in industrial production. In his work he analysed the dependence of the friction coefficient and the wear parameters on the deposition parameters (thickness, rotation rate and sample position in the chamber), and surface condition (roughness, defect density).

Nanolayer and nanocomposite coatings are also a topic of the Nano Tool project (ERA-SME). Within this project we are developing coatings for the protection of cutting and forming tools under specific wear conditions. We analysed in detail the influence of the cutting edge's condition on the coating quality. Partners from the Vienna University of Technology tested the behaviour of the coated cutting tools in real conditions.

The department is involved in several applied projects, which are co-financed by individual companies. For the company Impol, d. d., we are developing coatings for two types of applications: for extrusion tools and for final products made of wrought aluminium. For the latter there are promising results using low-temperature TiN prepared by pulsed deposition. Together with the company Magneti, d. o. o., we are developing a coating to protect Sm-Co permanent magnets at elevated temperatures. A promising way goes in the direction of a two-layer structure: the lower one for surface smoothing, and the upper one classic TiN. There are many more informal cooperations with different companies, even after a project has expired. The work is usually done as an investigation, where we solve specific advanced technological problems. For the company Kolektor, d. d., we made a preliminary analysis of the tribological properties of the saw blades, which are used for cutting commutator bodies. In this way we intend to optimize the selection of coatings to minimize wear. We also intensively collaborate with the company Cetis, d. d., where our “young researcher from industry” Vladan Mladenovič is employed. The topic of his work is surface structuring using different machining techniques (scratching, laser treatment, electroerosion) and analysis of these processes at the micro-level.

Tribocorrosion enables simultaneous measurements of the sliding wear parameters (e.g., friction coefficient) and the electrochemical parameters (corrosion potential, corrosion current). In this way we can in-situ follow the degradation of the coating or passive layer on a passive metal. In practical examples of corrosion tests (two coatings TiAgN and TiSiN, and substrate 316L) we showed that tribocorrosion tests can be used for the planning and estimation of coating properties with optimal purposes. In the field of bio-applications we are continuing our studies of corrosion and the tribological properties of diamond-like carbon coatings deposited on stainless-steel substrates.

At the level of basic science we are collaborating with several other industrial partners. Last year Dr. Matjaž Panjan was at a post-doc at Montreal Polytechnic. His research was connected with the development of several nanocomposite hard coatings, prepared by high-impulse power magnetron sputtering. In the scope of this work he is active in two Canadian projects. The first project is “Optimal cutter geometry for the drilling and the trimming of multilayer material” on the protection of tools for the machining of carbon-fibre-reinforced composites, in collaboration with the companies Bombardier and Minicut, and the university École de Technologie Supérieure. The second project is “Water Erosion Resistant Surface Treatment” on the protection of turbine blades in gas turbines, in

of multilayer material” on the protection of tools for the machining of carbon-fibre-reinforced composites, in collaboration with the companies Bombardier and Minicut, and the university École de Technologie Supérieure. The second project is “Water Erosion Resistant Surface Treatment” on the protection of turbine blades in gas turbines, in

collaboration with the companies Rolls-Royce Canada and Patt Technologies, and universities Concordia University and École de Technologie Supérieure.

Dr. Matjaž Panjan had another post-doctoral stay, under the Fulbright fellowship at the Lawrence Berkeley National Laboratory in the USA. He investigated plasma processes which develop during the 100-microsecond-long pulses during high-power impulse magnetron sputtering. Using a high-speed camera (exposition time below 10 ns), mass spectroscopy and ion collectors he studied plasma structures that form close to the cathode and travel in the direction  $E \times B$ . The study of plasma structures and the so-called ionization zones are crucial for understanding the principles of magnetron discharge. These zones are responsible for the transport and spatial distribution of pulsed and classic magnetron sputtering.

We have a bilateral project with the Institute of Physics of the Czech Academy of Sciences, where the primary topic is the deposition and characterization of colour coatings. We performed the optical characterization of our coatings and based on these measurements and the ones performed in Canada we were able to explain the physical background of the colour changes in the AlTiN/TiN coatings – the “blue coating”, introduced in industry a few years ago. The colour is a consequence of the interference with the first-order reflected ray, spectrally-sensitive absorption in the toplayer and spectrally-sensitive reflection in the reflection layer.

We informally collaborate with several other partners. Together with the Vinča Nuclear Institute from Belgrade we have analysed radiation damage of craters after treatment by laser pulses. We have also continued the work with the Research Institute for Technical Physics and Materials from Budapest; for them we are depositing specific structures for sputtering analytics. In the program Euratom our task is the synthesis of different hydrogenised carbon deposits, which should be as similar as possible to the deposited impurities in a fusion reactor.

### Some outstanding publications in the past year

1. Čekada, M., Kahn, M., Pelicon, P., Siketić, Z., Bogdanović-Radović, I., Waldhauser, W., Paskvale, S.: Analysis of nitrogen-doped ion-beam-deposited hydrogenated diamond-like carbon films using ERDA/RBS, TOF-ERDA and Raman spectroscopy. *Surf. Coat. Technol.* 211 (2012), pp. 72–75
2. Panjan, P., Čekada, M., Panjan, M., Kek-Merl, D., Zupanič, F., Čurković, L., Paskvale, S.: Surface density of growth defects in different PVD hard coatings prepared by sputtering. *Vacuum* 86 (2012) 6, pp. 794–798
3. Panjan, M., Čekada, M., Panjan, P., Zupanič, F., Kölker, W.: Dependence of microstructure and hardness of TiAlN/VN hard coatings on the type of substrate rotation. *Vacuum* 86 (2012) 6, pp. 699–702

### Patents granted

1. Aljaž Drnovšek, Dragan D. Mihailović, An array smell sensor based on the measurement of the junction resistance of nanowires with different metals, SI23582 (A), Urad RS za intelektualno lastnino, 29.6.2012.
2. Matjaž Panjan, Miha Čekada, Peter Panjan, Damjan Matelič, Andrej Mohar, Tomaž Sirknik, Jožko Fišer, Hard protective coatings with the ability to change their color, SI23538 (A), Urad RS za intelektualno lastnino, 31.5.2012.




Figure 5: SEM micrograph of  $V_2O_5$  crystals that formed during the oxidation of the (Cr,V)N coating at 750 °C

## INTERNATIONAL PROJECTS

1. 7. FP - EURATOM; Plasma Deposition of H:C-metal Coatings - 1.4.5.-FU; Annex 3 to Contract 3211-08-000102, FU07-CT-2007-00065  
Ministry of Higher Education, Science and Technology  
Dr. Peter Panjan
2. Deposition and Characterization of Nanostructured hard Coatings with Tailored Optical Properties  
Slovenian Research Agency  
Asst. Prof. Miha Čekada

## RESEARCH PROGRAM

1. Thin film structures and plasma surface engineering  
Dr. Peter Panjan

## R & D GRANTS AND CONTRACTS

1. Molecular Motors  
Dr. Darinka Kek Merl
2. Hybrid Nanomaterials for Low-friction Polymer Composites and Energy Conversion  
Dr. Peter Panjan
3. Organic-inorganic thin film structures for electronics components  
Dr. Peter Panjan
4. Materials and structures for optically variable security devices  
Dr. Peter Panjan
5. Research and development of rapid production and repair in modern 3D cutting tools with advanced laser technologies  
Dr. Peter Panjan
6. Development of new generation of hard coatings with pulsed sputter deposition  
Dr. Peter Panjan
7. Protected Permanent Magnets for Advanced High-Temperature Applications  
Asst. Prof. Miha Čekada
8. Multifunctional Nanostructured Films for Artificial Implants - Corrosion and Tribo-corrosion Processes  
Dr. Darinka Kek Merl
9. Colour, absorption and protective nanolayer coatings for aluminium alloy  
Dr. Peter Panjan

10. Functionalization of biomedical samples by thermodynamic non-equilibrium gaseous plasma  
Dr. Peter Panjan
11. Toward ecologically benign alternative for cleaning of delicate biomedical instruments  
Dr. Peter Panjan
12. ERASME, NANO-TOOL; Application of NANO Coatings on the Vital Cutting Edges and Forming Parts of Progressive and Transfer Tools and Milling Tools for Automotive Production, to increase Productivity, Persistence and Longer Life Time  
Dr. Peter Panjan

## NEW CONTRACT

1. Multifunctional nanostructure coatings for protection of artificial implants - corrosion and tribocorrosion processes  
PHOS, izdelava orodij in poslovanje z nepremičninami, Bogdan Bevec, s. p.  
Dr. Darinka Kek Merl

## VISITORS FROM ABROAD

1. Dr. Rainer Cremer, KCS Europe, Monschau, Germany, 3.-4. 2012
2. Aleksandar Miletić, Pal Terek, University of Novi Sad, Novi Sad, Serbia, 14.-18. 5. 2012
3. Dr. Rainer Cremer, KCS Europe, Monschau, Germany, 15.-16. 5. 2012
4. Aleksandar Miletić, Pal Terek, University of Novi Sad, Novi Sad, Serbia, 30. 7.-3. 8. 2012
5. Dr. Michal Novotný, Institute of Physics of the Academy of Sciences of the Czech Republic, Prague, Czech Republic, 6.-10. 11. 2012
6. Dr. Jiří Bulíř, Dr. Ján Lančok, Institute of Physics of the Academy of Sciences of the Czech Republic, Prague, Czech Republic, 20.-23. 11. 2012
7. Dr. Biljana Gaković, Dr. Suzana Petrović, "Vinča" Institute for Nuclear Sciences, Belgrade, Serbia, 3.-7. 12. 2012
8. Kateřina Horáková, Institute of Physics of the Academy of Sciences of the Czech Republic, Prague, Czech Republic, 17.-20. 12. 2012

## STAFF

### Researchers

1. Asst. Prof. Miha Čekada
  2. Dr. Darinka Kek Merl
  3. **Dr. Peter Panjan, Head**
- ### Postdoctorial associates
4. Dr. Matjaž Panjan
  5. Dr. Srečko Paskvale
- ### Postgraduates
6. Aljaž Drnovšek, B. Sc.

7. Peter Gselman, B. Sc.
  8. Vladan Mladenović, M. Sc.\*\*
- ### Technical and administrative staff
9. Jožko Fišer
  10. Damjan Matelič
  11. Andrej Mohar
  12. Tomaž Sirnik

\*\* postgraduate financed by industry

## BIBLIOGRAPHY

### ORIGINAL SCIENTIFIC ARTICLE

1. Árpád Barna, Sandor Gurban, László Kotis, János L. Lábár, Attila Sulyok, Attila L. Tóth, Miklós Menyhár, Janez Kovač, Peter Panjan, "Growth of amorphous SiC film on Si by means of ion beam induced mixing", *Appl. surf. sci.*, vol. 263, pp. 367-362, 2012.
2. Halil Çalişkan, Cahit Kurbanoğlu, Davorin Kramar, Peter Panjan, Janez Kopač, "Hard milling operation of AlSiO<sub>2</sub> cold work tool steel by carbide tools protected with different hard coatings", *Teknoloji*, vol. 15, no. 1, pp. 21-26, 2012.
3. Miha Čekada, Markus Kahn, Primož Pelicon, Zdravko Siketić, Iva Bogdanović-Radović, Wolfgang Waldhauser, Srečko Paskvale, "Analysis of nitrogen-doped ion-beam-deposited hydrogenated diamond-like carbon films using ERDA/RBS, TOF-ERDA and Raman spectroscopy", In: Proceedings of Symposium K on Protective Coatings and Thin Films, E-MRS 2011 Conference Nice, France 9-13 May 2011, *Surf. Coat. Technol.*, vol. 211, pp. 72-75, 2012.
4. Biljana Gaković, Bojan Radak, Cazan Radu, M. Zamfirescu, Milan Trtica, Suzana Petrović, Jelena Stasić, Peter Panjan, Ion N. Mihăilescu, "Selective single pulse femtosecond laser removal of alumina Al<sub>2</sub>O<sub>3</sub> from a bilayered Al<sub>2</sub>O<sub>3</sub>/TiAlN/steel coating", *Surf. coat. technol.*, vol. 206, no. 24, pp. 5080-5084, 2012.
5. Ebrahim Gholami Hatam, Primož Pelicon, Mohammad Lamehi-Rachti, Primož Vavpetič, Omidreza Kakuee, Nataša Grlj, Miha Čekada, Vahid Fathollahi, "Surface topography reconstruction by stereo-PIXE", *J. anal. at. spectrom.*, vol. 27, issue 5, pp. 834-840, 2012.
6. Peter Gselman, Tonia Bončina, Franc Zupanič, Peter Panjan, Darja Kek-Merl, Miha Čekada, "Characterization of defects in PVD TiAlN hard coatings", *Mater. tehnol.*, vol. 46, no. 4, pp. 351-354, jul.-avg. 2012.
7. Maša Horvat, Tjaša Vidmar, Marijan Maček, Raša Urbas, Gorazd Golob, Miha Čekada, Marta Klanjšek Gunde, "Flat-plate capacitors printed on paper", *Journal of print and media technology research*, vol. 1, no. 3, pp. 171-176, 2012.
8. M. Momčilović, J. Limpouch, V. Kmetik, R. Redaelli, J. Savović, Dimitri Batani, Jelena Stasić, Peter Panjan, Milan Trtica, "Surface modification of copper using high intensity, 10<sup>15</sup> W/cm<sup>2</sup>, femtosecond laser in vacuum", *Appl. surf. sci.*, vol. 258, no. 22, pp. 8908-8914, 2012.
9. Pavel A. Ni, Christian Hornschuch, Matjaž Panjan, André Anders, "Plasma flares in high power impulse magnetron sputtering", *Appl. phys. lett.*, vol. 101, no. 22, pp. 224102-1-224102-6, 2012.
10. Matjaž Panjan, Miha Čekada, Peter Panjan, Franc Zupanič, Werner Kölker, "Dependence of microstructure and hardness of TiAlN/VN hard coatings on the type of substrate rotation", In: Proceedings of the 13th Joint Vacuum Conference, June 20-24, 2010, Štrbské Pleso, High Tatras, Slovakia, *Vacuum*, vol. 86, no. 6, pp. 699-702, 2012.
11. Peter Panjan, Miha Čekada, Matjaž Panjan, Darja Kek-Merl, Franc Zupanič, Lidija Čurković, Srečko Paskvale, "Surface density of growth defects in different PVD hard coatings prepared by sputtering", In: Proceedings of the 13th Joint Vacuum Conference, June 20-24, 2010, Štrbské Pleso, High Tatras, Slovakia, *Vacuum*, vol. 86, no. 6, pp. 794-798, 2012.
12. Davor Peruško, Suzana Petrović, Janez Kovač, Zoran Stojanović, Matjaž Panjan, Milica Obradović, Momir Milosavljević, "Laser-induced formation of intermetallics in multilayered Al/Ti nano-structures", *J. Mater. Sci.*, vol. 47, no. 10, pp. 4488-4495, 2012.
13. Davor Peruško, Suzana Petrović, Marko Stojanović, Miodrag Mitrić, M. Čizmović, Matjaž Panjan, Momir Milosavljević, "Formation of intermetallics by ion implantation of multilayered Al/Ti nano-structures", In: Proceedings of the Ion Beam Synthesis and Modification of Nanostructured Materials and Surfaces, 9-13 May, 2011, Strasbourg, France, *Nucl. instrum. methods phys. res., B Beam interact. mater. atoms*, vol. 282, pp. 4-7, 2012.
14. Suzana Petrović, Dalibor Peruško, Janez Kovač, Matjaž Panjan, Biljana Gaković, Bojan Radak, Lj. Janković-Mandić, Milan Trtica, "Laser treatment of nanocomposite Ni/Ti multilayer thin films in air", In: Proceedings of Symposium K on Protective Coatings and Thin Films, E-

- MRS 2011 Conference Nice, France 9-13 May 2011, *Surf. Coat. Technol.*, vol. 211, pp. 93-97, 2012.
15. Joseph Shaji, Thomas Sabu, Joseph Kuruvilla, Uroš Cvelbar, Peter Panjan, Miran Čeh, "Molecular transport of aromatic solvents through oil palm micro fiber filled natural rubber composites: role of fiber content and interface adhesion on transport", *J. adhes. sci. technol.*, vol. 20, no. 1-3, pp. 271-288, 2012.
  16. Marin Tadić, Nada Čitaković, Matjaž Panjan, Boban Stanojević, Dragana Marković, Đorđe Jovanović, Vojislav Spasojević, "Synthesis, morphology and microstructure of pomegranate-like hematite  $\alpha$  -  $\text{Fe}_2\text{O}_3$  superstructure with high coercivity", *J. alloys compd.*, vol. 543, no. 1, pp. 118-124, 2012.
  17. Marin Tadić, Vladan Kusigerski, Dragana Marković, Matjaž Panjan, Irena Milošević, Vojislav Spasojević, "Highly crystalline superparamagnetic iron oxide nanoparticles (SPION) in a silica matrix", *J. alloys compd.*, vol. 525, pp. 28-33, 2012.
  3. Matjaž Panjan, Miha Čekada, Peter Panjan, Marta Klanjšek Gunde, R. Vernhes, Ludvik Martinu, "Tuning colors in protective metal nitride coatings by the control of absorption/interference effects", In: *Society of Vacuum Coaters, SVCTechCon 2012, 55th Annual SVC Technical Conference*, April 28 - May 3, 2012, Santa Clara, Ca, USA, Albuquerque, Society of Vacuum Coaters, 2012, pp. 617-622.
  4. Maja Remškar, Janez Jelenc, Srečko Paskvale, Ivan Iskra, "Samo-mazalni polimerni nanokompozit na osnovi polietilenov oksida-PEO z dodanimi nanocevkami  $\text{MoS}_2$ ", In: *Zbornik predavanj Posvetovanja o tribologiji, hladilno mazalnih sredstvih in tehnični diagnostiki*, Posvetovanje o tribologiji, hladilno mazalnih sredstvih in tehnični diagnostiki = Conference on Tribology, Metal Working Fluids and Technical Diagnostics [tudi] SLOTRIB 2012, Ljubljana, Slovenija, 15. november 2012, Jože Vižintin, ed., Marko Sedlaček, ed., Ljubljana, Slovensko društvo za tribologijo, = Slovenian Society for Tribology, 2012, pp. 193-197.

## PUBLISHED SCIENTIFIC CONFERENCE CONTRIBUTION

1. Matej Babič, Matjaž Milfelner, Peter Kokol, Peter Panjan, Igor Belič, "Opis poroznosti robotsko lasersko kaljenih vzorcev pri problematiki prekrivanja s pomočjo fraktalne geometrije", In: *Zbornik enaindvajsete mednarodne Elektrotehniške in računalniške konference ERK 2012, 17.-19. september 2012, Portorož, Slovenija*, (Zbornik ... Elektrotehniške in računalniške konference ERK ...), Baldomir Zajc, ed., Andrej Trost, ed., Ljubljana, IEEE Region 8, Slovenska sekcija IEEE, 2012, zv. B, pp. 143-146.
2. H. Čališkan, C. Kurbanoğlu, Davorin Kramar, Peter Panjan, Janez Kopač, "Hard milling operation of AISI O2 cold work tool steel by carbide tools protected with different hard coatings", In: *IISS'12: proceedings of the International Iron and Steel Symposium (IISS'12), April 2-4, 2012, Karabuk, Turkey*, Ibrahim Kadi, ed., Karabuk, Karabuk University, 2012, pp. 994-999.

## PATENT

1. Aljaž Drnovšek, Dragan D. Mihailović, *An array smell sensor based on the measurement of the junction resistance of nanowires with different metals*, SI23582 (A), Urad RS za intelektualno lastnino, 29.6.2012.
2. Matjaž Panjan, Miha Čekada, Peter Panjan, Damjan Matelič, Andrej Mohar, Tomaž Sirk, Joško Fišer, *Hard protective coatings with the ability to change their color*, SI23538 (A), Urad RS za intelektualno lastnino, 31.5.2012. .

## MENTORING

1. Srečko Paskvale, *Carbon-based protective coatings deposited by physical vapour deposition processes: doctoral dissertation*, Ljubljana, 2012 (mentor Janez Dolinšek; co-mentor Peter Panjan).





# DEPARTMENT OF SURFACE ENGINEERING AND OPTOELECTRONICS

## F-4

*The research program is associated with vacuum science, technology and applications. The main activities are focused on plasma science, the modification of advanced biomedical materials and products for improved biocompatibility, the characterization of inorganic, polymer and composite materials with different thin films on the surface, the modification and characterization of fusion-relevant materials, the thermodynamics of trapped gases and methods for sustaining ultra-high-vacuum environment, vacuum optoelectronics, and basic research in the field of surface and thin-film characterization by electron spectroscopy techniques.*

A variety of low-pressure gaseous discharges have been used to create non-equilibrium plasma suitable for the treatment of solid materials. The research team has specialized in high-frequency discharges. Both radiofrequency and microwave generators are used to create gaseous plasma with suitable characteristics. Radio-frequency discharges are usually coupled inductively in order to take advantage of an electrode-less configuration. The absence of strong electrical fields in such discharges prevents the sputtering of solid materials by energetic ions and thus the preservation of the original surface properties of the discharge chambers. Such discharges are often used when homogeneous plasma in a rather large volume needs to be created and the low kinetic temperature of the neutral gas needs to be preserved. Microwave discharges, on the other hand, are used where dense plasma should be concentrated into a rather small volume. Plasma driven by microwave generators is created either in a resonant cavity with standing microwaves or in narrow tubes taking advantage of the surface waves propagating along the tube. The first configuration is characterized by extremely high resonant voltages localized close to the centre of the resonant cavity, while in the other configuration the peak voltage is moderate. Both configurations of microwave discharges never create very cold plasma so they are suitable for the treatment of materials at elevated temperatures. Plasma created by surface waves in narrow long tubes is cooled upon adiabatic expansion due to a pressure gradient along the continuously pumped narrow glass tubes so it is suitable as a convenient source of cold radicals.

Gaseous plasma contains a variety of particles that are used for the treatment of solid materials. Plasma is usually created in gases such as oxygen, hydrogen, nitrogen and ammonia. Gaseous molecules dissociate and partially ionize in plasma so the concentration of neutral as well as ionized reactive particles is orders of magnitude larger than in the equilibrium state of the gas at the chosen temperature. Plasma particles are chemically very reactive and often interact with surfaces of solid materials, even at room temperature. Since the kinetic energy of particles is low the interaction is essentially chemical. The interaction between the plasma particles and solid materials causes a modification of the surface properties, including surface functionalization, low-temperature etching and the spontaneous growth of nanostructures on originally flat surfaces.

Although oxygen plasma is nowadays widely used for the surface modification of polymers and other hydrogenated carbon materials the exact mechanisms involved during the interaction of various oxygen reactive particles with organic materials is still far from being well understood. To enlighten this hot topic of current science we organized a specialized workshop entitled "69<sup>th</sup> IUVSTA workshop on modification of organic materials by excited radicals created in non-equilibrium oxygen plasma". The Workshop was supported by International Union for Vacuum Science, Technique and Applications (IUVSTA) and took place in the small village of Cerklje na Gorenjskem close to Ljubljana International Airport. Invited participants presented different views on this complex phenomenon and agreed that a lot of work will have to be performed in the future in order to understand the roles that each type of reactive particles play upon the treatment of organic materials with oxygen plasma. The participants agreed that



Head:  
**Prof. Miran Mozetič**



Figure 1: Plasma is created using an inductively coupled RF discharge

**A novel method for determining the O-atom density in weakly ionized oxygen plasmas and the afterglows from catalytic probe signals has been developed and applied for the optimization of our sensors, thus expanding their applicability to gases such as carbon dioxide.**



synergistic effects should not be neglected and stressed the need to have independently adjustable fluxes of specific radicals onto the surfaces of organic materials.

The functionalization of polymer materials with polar functional groups is usually performed by a treatment with non-equilibrium oxygen plasma. Surfaces of many widely used polymers are saturated with functional groups by

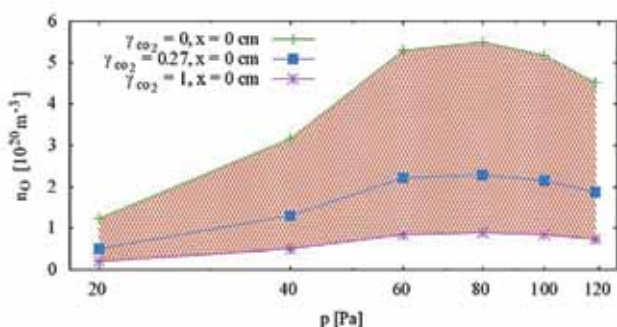


Figure 2: Density of O-atoms in the early afterglow of plasma created in  $\text{CO}_2$ . Dashed area represents possible values taking into account extreme values of the recombination coefficients and the middle curve the most probable value.

using either positively charged molecular and atomic oxygen ions or neutral reactive species such as atoms in the ground and metastable states. Since the flux of atoms in the ground state is of the highest importance for the proper functionalization of polymer materials we developed a novel method for the determination of the O-atom density in weakly ionized oxygen plasmas and afterglows from catalytic probe signals using the right model based on physical formalism. The probes are also capable of measuring the O-atom density in plasma created in other gases such as carbon dioxide. The treatment of polymers by such radicals allows for a uniform distribution of functional groups on the entire surface of the selected polymer materials. In many practical applications, however, only selected areas should be functionalized. Since methods for localized functionalization at the micrometre scale are not yet known we invented an opposite technique: The polymer sample is first functionalized by plasma treatment and then selected areas are exposed to energetic electrons from an appropriate electron gun. Electrons heat the surface spot and de-functionalize it since the functional groups are not stable at elevated temperatures. The electron jet raster on the surface and thus a selected area becomes free from polar functional groups. The appropriate US patent was granted in August 2012.

Surface functionalization is an appropriate method for the modification of materials used in medicine. The method has been successfully applied to improve the biocompatibility of vascular grafts made from knitted polymer

**A US patent protecting our method for the local functionalization of polymer materials was granted in August 2012.**

fibres. Systematic research showed that insufficient biocompatibility of this material causes the activation of blood platelets and the release of enzymes responsible for triggering thrombotic reactions. The activation of blood platelets could be minimized using reactive particles from oxygen plasma to modify the surface properties of artificial blood vessels. The properly selected fluxes of both positively charged and neutral radicals allow for a decrease of highly activated forms of blood platelets by well over an order of magnitude, with which the risk for undesired thrombotic reactions is also significantly reduced.

Plasma treatment is also a suitable method for the modification of cellulose materials. The effect of interaction between the plasma radicals and these materials is several-fold. The reactive particles cause total oxidation of impurities that are likely to appear on cellulose. The result of this interaction is the removal of almost all organic impurities. Next, the treatment by oxygen plasma causes the formation of dangling bonds and functional groups of high polarity. This effect is due to the interaction of hard UV radiation and reactive predominantly neutral oxygen radicals with cellulose materials. Furthermore, oxygen radicals cause controlled inhomogeneous etching of cellulose fibres and thus the formation of nanostructured surfaces. All these effects reflect in excellent adhesion of coatings that are deposited on plasma-treated cellulose in order to modify the surface properties. In fact, the combination of a plasma treatment followed by the deposition of highly hydrophobic thin films by the sol-gel method allows not only for super-hydrophobic properties but also for oleo-phobic and thus self-cleaning properties.

Highly non-equilibrium gaseous plasma created in gases such as oxygen, carbon dioxide and sulphur dioxide is also suitable for the synthesis of metal oxide nanoparticles. Various metals form oxides of different morphology upon exposure to a plasma environment. The hematite nanostructures gain different shapes upon treatment with oxygen plasma with different parameters. The choice of shapes include nano-needles, a dense forest of nano-wires as well as nano-walls, all depending on fluxes of different particles created in an oxygen plasma onto the surface of substrates. These structures have interesting photochemical properties so they are suitable for manufacturing nanowire array electrodes for water splitting.




Figure 3: SEM image of a well-activated spread blood platelet

The European project PlasmaNice: Atmospheric plasmas for nanoscale industrial surface processing, funded under 7th FP was accomplished successfully. This project lasted for four years and involved 15 European partners

from research organizations and industry. The result of the project is a new technology for the industrial in-line deposition of functional coatings on paper and plastic substrates for packaging assisted by atmospheric plasmas as well as corresponding production line. Our group performed precise surface characterization of plasma deposited sol-gel coatings using the XPS, AFM and ToF-SIMS methods. We determined the correlation between the plasma parameters, the degree of surface functionalization and the thickness of the deposited coatings. In the frame of the project we also developed a new method for the fast and in-line monitoring of the efficiency of the air plasma surface activation at very high velocity, which has a great potential for industrial applications.

The characterization of surfaces and interfaces, layered structures and nanomaterials requires the application of advanced surface-sensitive analytical techniques. In our department X-ray photoelectron spectroscopy (XPS), Auger electron spectroscopy (AES) and atomic force microscopy (AFM) have been used successfully, both for basic research and for the characterization of technological samples. Our research group is recognized worldwide as a leading group in the research field of the depth profiling of thin films and multilayers at a high depth resolution.

A new method, time-of-flight secondary ion mass spectroscopy (ToF-SIMS), has been introduced in our laboratory. It is the only instrument of this type in Slovenia. This advanced method enables a precise characterization of the chemical structure of surfaces of organic materials like polymers and biomaterials, as well as a variety of inorganic materials like metals, semiconductors, composites, nanostructure materials, etc. The ToF-SIMS method is based on the bombardment of a sample with clusters of Bi ions, subsequent desorption of ionized surface molecules and ionized atomic clusters, followed by a mass analysis of the desorbed species. The mass analyser determines the masses of the ions on the basis of the time of flight of ions in a multichannel mode, which allows for fast analyses. The new ToF-SIMS spectrometer operates in a ultrahigh vacuum and allows for the chemical imaging of solid surfaces with a lateral resolution of 50 nm and mass spectroscopic analysis up to 10,000 mass units with a high mass resolution. The characterization depth is only about 1 nm, which makes this method one of the most surface-sensitive ones. Unlike most other surface-sensitive techniques it is also a suitable technique for a determination of the hydrogen distribution on the sample surface. This new analytical equipment will allow us to follow new trends in the development, treatment and characterization of new materials as well as to synthesize our own advanced materials.

In the field of thin-film physics we continued with a systematic study of interfacial reactions in different multi-layered systems like Al/Ti, Ni/Ti and Si/C composed of 20–50-nm-thick layers and exposed to different activation mechanisms like ion beam mixing, thermal treatment or laser illumination. The applied processing can be interesting for the fabrication of tightly bond multi-layered structures with gradual changes of their composition and properties. Interactions induced in Al/Ti multilayers by the implantation of high-energy Ar<sup>+</sup> ions were studied by XPS and AES in collaboration with the Institute for Nuclear Sciences from Vinča, Serbia. It was found that ion irradiation induced a progressive intermixing of the multilayer constituents and Al-Ti nanoalloying. The resulting nanocrystalline structure had a graded composition with non-reacted or interdiffused Al and Ti, as well as  $\gamma$ -AlTi and AlTi<sub>3</sub> intermetallic phases. Most intense reactivity was observed around the mid-depth of the multilayers, where most energy was deposited by the impact ions. Using the XPS spectroscopic method we studied the electronic properties and the ratio of the valence states of Ni<sup>3+</sup>/Ni<sup>2+</sup> in electrochromic coatings deposited from Ni<sub>1-x</sub>O pigment/NiO<sub>x</sub>H<sub>y</sub> dispersion in collaboration with National Institute of Chemistry, Ljubljana. These coatings demonstrate a large potential for manufacturing plastic film based electrochromic devices, providing transmitted-light modulation. Low-temperature curing enabled the deposition of pigment coatings on conducting polymer films.

Our three-chamber UHV system with a quadrupole mass spectrometer was upgraded to allow for very sensitive and quantitative gas analyses. It was applied successfully to measure the gas release from various organic and inorganic materials. The problem of water adsorption and re-adsorption in the UHV system that causes the main inaccuracy was solved by keeping the analytical part of the system at 120°C. The performance has been tested for the quantitative outgassing rate measurement of the water from glass samples kept at various temperatures as well as for newly synthesized organic rigid foams that may be applied in advanced thermal insulations. The new open-pore rigid organic foams that are stable at temperatures up to 200°C were synthesized at the




Figure 4: AFM image of a fully spread blood platelet

---

**The activation of blood platelets is reduced dramatically on polymer materials treated by oxygen plasma.**

---



Figure 5: The cover page of the journal *Chemical Communications* advertises our paper U. Cvelbar et al, Sub-oxide-to-metallic uniformly-nanoporous crystalline nanowires by plasma oxidation and electron reduction.

---

**A new analytical method Secondary Ion Mass Spectroscopy - TOF-SIMS was introduced for the advanced characterization of the surface chemical structure of organic materials.**

---

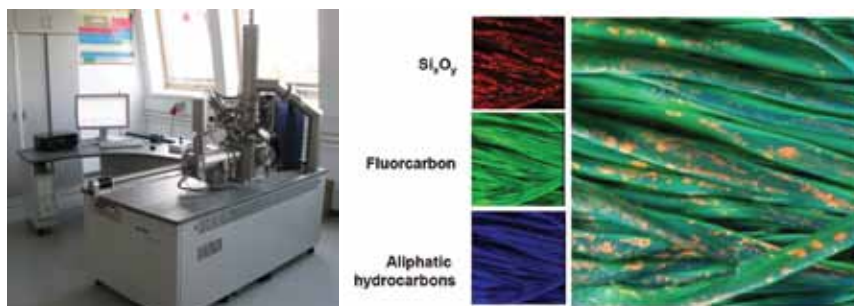


Figure 6: A new ToF-SIMS spectrometer for the characterization of the chemical structure of organic materials has been installed (left image). It allows for the chemical imaging of surfaces with a lateral resolution of 50 nm and mass spectroscopy analysis up to 10,000 mass units with a high mass resolution. TOF-SIMS images of the chemical composition on the surface of cotton fibres after the deposition of silane-based coatings with F-based species (right).

**After four years the EU project PlasmaNice, involving 15 partners, successfully finished with the development of new equipment and technology for the industrial deposition of silane-based functional coatings on paper and plastic packaging materials assisted by atmospheric plasmas.**

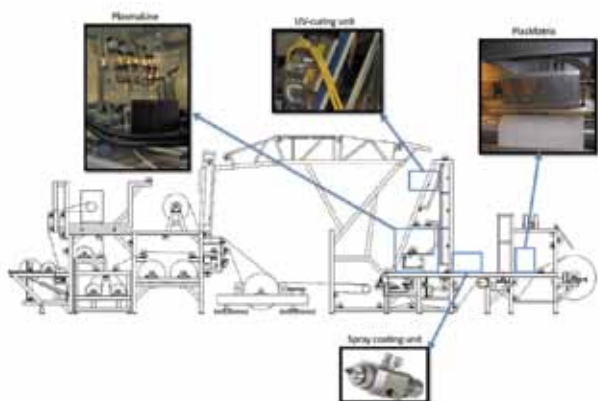


Figure 7: Industrial pilot line for the treatment of packaging materials like paper and plastics at the Technical University Tampere (TUT) in Finland, where new equipment for the deposition of hybrid silane-based coatings was installed, based on air plasma. Collaboration in the PlasmaNice EU project was coordinated by dr. J. Kovač.

Melamin Company from Kočevje (Slovenia). Using our very sensitive techniques, developed previously, it was revealed that they have an extremely low outgassing rate. Their thermal conductivity equals to 5 mW/(m K) at low pressure. This thermal conductivity was increasing slowly with the pressure of argon up to 10 mbar, which reveals their very small average pore diameter. Since the density of these foams is acceptable at about 50 kg/m<sup>3</sup> they are extremely attractive as the core material in vacuum insulating panels (VIP). A literature survey reveals that these foams are the only organic material that is stable inside a VIP for decades. Novel VIP solutions are the most promising approaches to energy-efficient devices and buildings.

Our formerly revealed physical picture that electron field emission from graphite platelets being only a few nanometres thick is responsible for the stable operation of gas surge arresters has been applied and upgraded. By a well-planned series of experiments the breakdown voltage drift with time in gas surge arresters has been explained and stabilized for unipolar or bipolar pulses. By using a proper design of inter-electrode gap, by proper gas mixture and subsequent thermal treatment of the arrester, an extremely stable breakdown voltage was achieved in bipolar breakdown events. Our industrial partner Iskra Zaščite has already launched a new generation of reduced size and stable breakdown voltage gas-surge arresters on the global market. Besides the extremely high stability, the advantage of the new gas surge arrester is a substantially reduced volume compared to competing products.

### Some outstanding publications in the past year

1. Zaplotnik, R., Vesel, A., Mozetič, M.: A fiber optic catalytic sensor for neutral atom measurements in oxygen plasma. *Sensors*, 2012, vol. 12, no. 4, pp. 3857–3867
2. Vasiljevič, ., Gorjanc, M., Tomšič, B., Orel, B., Jerman, I., Mozetič, M., Vesel, A., Simončič, B.: The surface modification of cellulose fibres to create super-hydrophobic, oleophobic and self-cleaning properties. *Cellulose (Lond.)*, 2012, vol. 20, no. 1, pp. 277–289
3. Cvelbar, U., Levchenko, I., Filipič, G., Mozetič, M., Ostrikov, K.: Plasma control of morpho-dimensional selectivity of hematite nanostructures. *Appl. phys. lett.*, 2012, vol. 100, no. 24, pp. 243103-1-243103-6
4. Modic, M., Junkar, I., Vesel, A., Mozetič, M.: Ageing of plasma treated surfaces and their effects on platelet adhesion and activation. *Surf. coat. technol.*, 2012, vol. 213, pp. 98–104
5. Mihelčič, M., Jerman, I., Švegl, F., Šurca Vuk, A., Slemenik Perše, L., Kovač, J., Orel, B., Posset, U.: Electrochromic Ni<sub>1-x</sub>O pigment coatings and plastic film-based Ni<sub>1-x</sub>O/TiO<sub>2</sub> device with transmissive light modulation. *Sol. energy mater. sol. cells*. Dec. 2012, vol. 107, pp. 175–187
6. Milosavljevič, M., Stojanovič, N., Peruško, D., Timotijević, B., Toprek, D., Kovač, J., Dražič, G., Jeynes, C.: Ion irradiation induced Al-Ti interaction in nano-scaled Al/Ti multilayers. *Appl. surf. sci.*, 2012, vol. 258, no. 6, pp. 2043–2046

### Awards and appointments

1. Dr. Martina Modic; Award for the best Poster at the 14th Joint Vacuum Conference, Poster with title “Shear stress and platelet adhesion on plasma treated polymer surfaces”.

### Organization of conferences, congresses and meetings

1. IUVSTA Workshop, Cerklje na Gorenjskem, Slovenia, 9–12. 12. 2012



## Patents granted

1. Miran Mozetič, Alenka Vesel, Uroš Cvelbar, Method and device for local functionalization of polymer materials, US8247039 (B2), United States Patent and Trademark Office, 21.8.2012..
2. Gregor Primc, Miran Mozetič, Method for dynamically controlling the density of neutral atoms in a plasma vacuum chamber and a device for the processing of solid materials by using this method, SI23626 (A), Urad RS za intelektualno lastnino, 31.7.2012..
3. Rok Zaplotnik, Alenka Vesel, Miran Mozetič, Device for high-frequency gas plasma excitation, SI23611 (A), Urad RS za intelektualno lastnino, 31.7.2012.

## INTERNATIONAL PROJECTS

1. Development of a vacuum measurement method with respect to vacuum glazing  
AGC Glass Europe  
Dr. Vincenc Nemanič
2. 7. FP - PlasmaNice: Atmospheric plasmas for nanoscale industrial surface processing  
European Commission  
Asst. Prof. Janez Kovač
3. 7. FP - EURATOM: deuterium interaction kinetics metals relevant to iter or demo - 1.4.4.-FU; Annex 3 to Contract 3211-08-000102, FU07-CT-2007-00065  
Ministry of Higher Education, Science and Technology  
Dr. Vincenc Nemanič
4. 7. FP - EURATOM: Removal of deposits by neutral oxygen and nitrogen atoms - 1.4.2.-FU; Annex 3 to Contract 3211-08-000102, FU07-CT-2007-00065  
Ministry of Higher Education, Science and Technology  
Prof. Miran Mozetič
5. 7. FP - EURATOM, MHEST Association: Application of neutral atoms for fuel removal in gaps; WP11-PWI-02-04-01/PS  
Ministry of Higher Education, Science and Technology  
Prof. Miran Mozetič
6. FP - MHEST ASSOCIATION: Investigation of growth of fuzz on tungsten under high heat loads and exposure to hydrogen plasma  
Ministry of Higher Education, Science and Technology  
Prof. Miran Mozetič
7. FP - EURATOM, MHEST Association: deuterium retention and release from metal surfaces - 1.4.4.-FU  
Ministry of Education, Science and Sport  
Dr. Vincenc Nemanič
8. FP - EURATOM, MHEST Association: Extending knowledgebase on fuel release (and retention) of Be-containing mixed materials; WP12-IPH-A01-3-04/PS-1  
Ministry of Education, Science and Sport  
Dr. Vincenc Nemanič
9. COST MP1101: Biomedical applications of atmospheric pressure plasma technology  
COST Office  
Asst. Prof. Uroš Cvelbar
10. NATO Planning Grant; SFP 984555: Atmospheric pressure plasma jet for neutralisation of CBW (Chemical Biological Weapons)  
NATO  
Asst. Prof. Uroš Cvelbar
11. Thermoionic energy conversion  
Public Research Agency  
Dr. Vincenc Nemanič
12. Nanowires for photoelectrochemical energy conversion and water splitting  
Public Research Agency  
Asst. Prof. Uroš Cvelbar
13. Plasma synthesis and application of nanowalls  
Public Research Agency  
Asst. Prof. Uroš Cvelbar
14. Plasma synthesis and deposition of quantum dots  
Public Research Agency  
Asst. Prof. Uroš Cvelbar
15. Determination of interdiffusion coefficients in nano-layered structures by high resolution Depth Profiling  
Public Research Agency  
Asst. Prof. Janez Kovač
16. Plasma diagnostics for applied research of dusty plasmas with nanoparticles  
Public Research Agency  
Asst. Prof. Uroš Cvelbar
17. Plasma treatment of titanium stents  
Public Research Agency  
Asst. Prof. Uroš Cvelbar
18. Investigation of microwave discharges applicable in biomedicine and nanotechnology  
Public Research Agency  
Prof. Miran Mozetič
19. Plasma-assisted Synthesis of nano-objects  
Public Research Agency  
Asst. Prof. Uroš Cvelbar

20. Formation of nanocomposite thin films in dusty magnetized plasma  
Public Research Agency  
Asst. Prof. Alenka Vesel
21. Hydrogen interaction with W/Be films relevant for fusion reactors  
Public Research Agency  
Dr. Vincenc Nemanič

## RESEARCH PROGRAMS

1. Vacuum technique and materials for electronics  
Dr. Vincenc Nemanič
2. Thin film structures and plasma surface engineering  
Prof. Miran Mozetič

## R & D GRANTS AND CONTRACTS

1. Use of nanoparticles as additives in lubricants and in tribology  
Asst. Prof. Janez Kovač
2. Near-net shape nanoparticle-reinforced polymer-composites for highly-loaded advanced mechanical components with superior tribological performance  
Asst. Prof. Janez Kovač
3. Organic-inorganic thin film structures for electronics components  
Asst. Prof. Janez Kovač
4. Multifunctional nanocomposite coatings and paints  
Asst. Prof. Janez Kovač
5. Research and development of integrated overvoltage protection devices based on gaseous discharger toward a reliable miniature technical solution  
Dr. Vincenc Nemanič
6. Development of advanced processes for attending high efficient nano modified textile materials  
Prof. Miran Mozetič
7. Synthesis and functionalization of composite nanobeads for early diagnosis of neurodegenerative diseases  
Asst. Prof. Alenka Vesel
8. Superhydrophilicity of surfaces and its application in technological processes for industrial application  
Asst. Prof. Uroš Cvelbar
9. Ignition and self-extinguishing of arc in a gas surge arrester at high overvoltages  
Dr. Vincenc Nemanič
10. Plasma treatment of vascular grafts  
Prof. Miran Mozetič
11. Multifunctional nanostructured films for artificial implants - corrosion and tribo-corrosion processes  
Asst. Prof. Janez Kovač
12. Synthesis of nanowires for regenerative energy cells  
Asst. Prof. Uroš Cvelbar
13. Colour, absorption and protective nanolayer coatings for aluminium alloy  
Asst. Prof. Janez Kovač
14. Functionalization of biomedical samples by thermodynamic non-equilibrium gaseous plasma  
Prof. Miran Mozetič
15. Toward ecologically benign alternative for cleaning of delicate biomedical instruments  
Asst. Prof. Alenka Vesel
16. Preparation of hemocompatible polymeric surfaces for biomedical applications  
Dr. Ita Junkar
17. Biopackaging, EUREKA: Development of bioactive packaging  
Prof. Miran Mozetič

## NEW CONTRACTS

1. Nanowire synthesis for regenerative energy cells  
Kolektor Group, d.o.o.  
Asst. Prof. Uroš Cvelbar

- Functionalization of biomedical samples by thermodynamically non-equilibrium gaseous plasma  
BIA Separations  
Prof. Miran Mozetič
- Toward ecologically benign alternative for cleaning of delicate biomedical instruments  
Ekliptik, d.o.o.  
Asst. Prof. Alenka Vesel

## VISITORS FROM ABROAD

- Prof. Satomi Tajima, Nagoya University, Japan, 19.-24. 2. 2012
- Prof. Hitoshi Watanabe, Nagoya University, Japan, 19.-24. 2. 2012
- Prof. Kostyantyn Ostrikov, CSIRO, Sydney, Australia, 16. 4.-22. 7. 2012
- Dr. Tonči Tadić, Rudjer Bošković Institute, Zagreb, Croatia, 24. 4. 2012
- Dr. Nikola Radić, Rudjer Bošković Institute, Zagreb, Croatia, 24. 4. 2012
- Dr. Hans Georg Cramer, ION TOF, Münster, Germany, 7.-18. 5. 2012
- Paul Brunet, University of Toulouse, Toulouse, France, 14.-20. 5. 2012
- Dr. Davor Peruško, Vinča Institute of Nuclear Science, Belgrade, Serbia, 20.-26. 5. 2012
- Prof. Sabu Thomas, Mahatma Gandhi University, Kottayam, Kerala, India, 30.-31. 5. 2012
- Dr. Kinga Kutasi, Research Institute for Solid State Physics, Budapest, Hungary, 1.-7. 7. 2012
- Dr. Francisco L. Tabares Vazquez, CIEMAT, Madrid, Spain, 13.-22. 8. 2012
- Daniel Alegre, CIEMAT, Madrid, Spain, 19. 8.-9. 9. 2012
- Cedric Labay, University of Barcelona, Barcelona, Spain, 8.-23. 9. 2012
- Dr. Richard Clergereaux, University Paul Sabatier, Toulouse, France, 22.-27. 10. 2012
- Dr. Cristian P. Lungu, National Institute for Laser, Plasma and Radiation Physics, Bucharest, Romania, 5.-9. 11. 2012
- Dr. Corneliu Porosnicu, National Institute for Laser, Plasma and Radiation Physics, Bucharest, Romania, 5.-9. 11. 2012
- Dr. Sanghoo Park, KAIST, Daejeon, Republic of Korea, 2.-13. 12. 2012
- Dr. Kinga Kutasi, Research Institute for Solid State Physics, Budapest, Hungary, 5.-13. 12. 2012
- Prof. Masaru Hori, Nagoya University, Nagoya, Japan, 5.-13. 12. 2012
- Prof. Wonho Choe, KAIST, Daejeon, Republic of Korea, 9.-13. 12. 2012
- Prof. David Ruzic, University of Illinois at Urbana-Champaign, USA, 12.-13. 12. 2012
- Dr. Sanja Medenica, Institute for public health of Montenegro, Podgorica, Montenegro, 17.-24. 12. 2012
- Dr. Danijela Vujošević, Institute for Public Health of Montenegro, Podgorica, Montenegro, 17.-24. 12. 2012

## STAFF

### Researchers

- Asst. Prof. Uroš Cvelbar
- Asst. Prof. Janez Kovač
- Prof. Miran Mozetič, Head**
- Dr. Vincenc Nemanič
- Asst. Prof. Alenka Vesel
- Dr. Bojan Zajec

### Postdoctoral associates

- Dr. Aleksander Drenik
- Dr. Kristina Eleršič
- Dr. Ita Junkar
- Dr. Martina Modic
- Dr. Rok Zaplotnik

### Postgraduates

- Gregor Filipič, B. Sc.

- Gregor Jakša, B. Sc.
- Metod Kolar\*\*
- Borut Praček, B. Sc.
- Gregor Primc, B. Sc.
- Nina Recek, B. Sc.
- Marko Žumer, B. Sc.

### Technical officers

- Gregor Avbelj, B. Sc.
- Tatjana Filipič, B. Sc.

### Technical and administrative staff

- Ružica Bolte, retired 24.07.12*
- Urška Kisovec, B. Sc.
- Janez Trtnik

\*\* postgraduate financed by industry

## BIBLIOGRAPHY

### ORIGINAL SCIENTIFIC ARTICLE

- Oleg Baranov, Maxim Romanov, Jinghua Fang, Uroš Cvelbar, Kostya Ostrikov, "Control of ion density distribution by magnetic traps for plasma electrons", *J. appl. phys.*, vol. 112, no. 7, pp. 073302-1-073302-10, 2012.
- Árpád Barna, Sandor Gurban, László Kotis, János L. Lábár, Attila Sulyok, Attila L. Tóth, Miklós Menyhár, Janez Kovač, Peter Panjan, "Growth of amorphous SiC film on Si by means of ion beam induced mixing", *Appl. surf. sci.*, vol. 263, pp. 367-362, 2012.
- Boris Chernomordik, Harry B Russell, Uroš Cvelbar, Jacek B. Jasinski, Vivekanand Kumar, Todd Deutsch, Mahendra K. Sunkara, "Photoelectrochemical activity of as-grown,  $\alpha$ -Fe<sub>2</sub>O<sub>3</sub> nanowire array electrodes for water splitting", *Nanotechnology (Bristol)*, vol. 23, no. 19, pp. 194009-1-194009-9, 2012.
- Lenka Chvátalova, Roman Čermak, Aleš Mraček, Ondrej Grulich, Alenka Vesel, Petr Ponížil, Antonín Minařík, Uroš Cvelbar, Lubomír Beníček, Petr Sajdl, "The effect of plasma treatment on structure and properties of poly(1-butene) surface", *Eur. Polym. J.*, vol. 48, no. 4, pp. 866-874, 2012.
- Uroš Cvelbar, Zhiqiang Chen, Igor Levchenko, R. Michael Sheetz, Jacek B. Jasinski, Madhu Menon, Mahendra K. Sunkara, Kostya Ostrikov, "Sub-oxide-to-metallic, uniformly-nanoporous crystalline nanowires by plasma oxidation and electron reduction", *Chem. commun. (Lond., 1996)*, vol. 48, no. 90, pp. 11070-11072, 2012.
- Uroš Cvelbar, Igor Levchenko, Gregor Filipič, Miran Mozetič, Kostya Ostrikov, "Plasma control of morpho-dimensional selectivity of hematite nanostructures", *Appl. phys. lett.*, vol. 100, no. 24, pp. 243103-1-243103-6, 2012.
- Uroš Cvelbar *et al.* (12 authors), "Plasma functionalization of titanium surface for repulsion of blood platelets", In: Proceedings of Symposium K on Protective Coatings and Thin Films, E-MRS 2011 Conference Nice, France 9-13 May 2011, *Surface & coating technology*, vol. 211, pp. 200-204, 2012.
- Aleš Doliška, Alenka Vesel, Metod Kolar, Karin Stana-Kleinschek, Miran Mozetič, "Interaction between model poly(ethylene terephthalate) thin films and weakly ionised oxygen plasma", *Surf. interface anal.*, vol. 44, iss. 1, pp. 56-61, Jan. 2012.
- Kristina Eleršič, Janez Ivan Pavlič, Aleš Igljič, Alenka Vesel, Miran Mozetič, "Electric-field controlled liposome formation with embedded superparamagnetic iron oxide nanoparticles", *Chem. phys. lipids*, vol. 165, issue 1, pp. 120-124, 2012.
- Ondrej Grulich, Zlatko Kregar, Martina Modic, Alenka Vesel, Uroš Cvelbar, Aleš Mraček, Petr Ponížil, "Treatment and stability of sodium hyaluronate films in low temperature inductively coupled ammonia plasma", *Plasma chem. plasma process.*, vol. 32, no. 5, pp. 1075-1091, 2012.
- Nina Hauptman, Alenka Vesel, Vladimir Ivanovski, Marta Klanjšek Gunde, "Electrical conductivity of carbon black pigments", *Dyes pigm.*, vol. 95, iss. 1, pp. 1-7, 2012.
- Roghayeh Imani, Doron Kabaso, Mateja Erdani-Kreft, Ekaterina Gongadze, Samo Penič, Kristina Eleršič, Andrej Kos, Peter Veranič, Robert Zorec, Aleš Igljič, "Morphological alterations of T24 cells on flat and nanotubular TiO<sub>2</sub> surfaces", In: Proceedings of the RBC 2012, Regional Biophysics Conference 2012, Kladovo-Beograd, Serbia,

- September 03-07, 2012, *Croatian medical journal*, vol. 53, no. 6, pp. 577-585, 2012.
13. Morana Jaganjac, Lidija Milković, Ana Cipak Gasparović, Miran Mozetič, Nina Recek, Neven Žarković, Alenka Vesel, "Cell adhesion on hydrophobic polymer surfaces", *Mater. tehnol.*, vol. 46, no. 1, pp. 53-56, jan.-feb. 2012.
  14. Shaji Joseph, Sabu Thomas, Kuruvilla Joseph, Uroš Cvelbar, Peter Panjan, Miran Čeh, "Molecular transport of aromatic solvents through oil palm micro fiber filled natural rubber composites: role of fiber content and interface adhesion on transport", *J. adhes. sci. technol.*, vol. 20, no. 1-3, pp. 271-288, 2012.
  15. Zlatko Kregar, Marijan Biščan, Slobodan Milošević, Kristina Eleršič, Rok Zaplotnik, Gregor Primc, Uroš Cvelbar, "Optical emission characterization of extremely reactive oxygen plasma during treatment of graphite samples", *Mater. tehnol.*, vol. 46, no. 1, pp. 25-30, jan.-feb. 2012.
  16. Zlatko Kregar, Marijan Biščan, Slobodan Milošević, Miran Mozetič, Alenka Vesel, "Interaction of argon, hydrogen and oxygen plasma early afterglow with polyvinyl chloride (PVC) materials", *Plasma processes polym. (Print)*, vol. 9, no. 10, pp. 1020-1027, 2012.
  17. Pavel Kucharczyk, Onon Otonozul, Takeshi Kitano, Adriana Gregorova, Darij Kreuh, Uroš Cvelbar, Vladimir Sedlarik, Petr Saha, "Correlation of morphology and viscoelastic properties of partially biodegradable polymer blends based on polyamide 6 and polylactide copolyester", *Polym.-plast. technol. eng. (Softcover ed.)*, vol. 51, iss. 14, pp. 1432-1442, 2012.
  18. Pavel Kucharczyk, Vladimir Sedlařik, Ita Junkar, Darij Kreuh, Petr Saha, "Enhancement of molecular weight of L-lactic acid polycondensates under vacuum in solid state", *Mater. tehnol.*, vol. 46, no. 1, pp. 37-41, jan.-feb. 2012.
  19. Cristian P. Lungu *et al.* (20 authors), "Terawatt laser system irradiation of carbon/tungsten bilayers", *Phys. status solidi, A, Appl. res.*, vol. 209, no. 9, pp. 1732-1737, 2012.
  20. Mohor Mihelčič, Ivan Jerman, Franc Švegl, Angela Šurca Vuk, Lidija Slemenik Perše, Janez Kovač, Boris Orel, Uwe Posset, "Electrochromic Ni<sub>1-x</sub>O pigment coatings and plastic film-based Ni<sub>1-x</sub>O/TiO<sub>2</sub> device with transmissive light modulation", *Sol. energy mater. sol. cells*, vol. 107, pp. 175-187, Dec. 2012.
  21. Momir Milosavljević, Ana Grce, Davor Peruško, Marko Stojanović, Janez Kovač, Goran Dražič, Alexander Yu. Didyk, Vladimir A. Skuratov, "A comparison of Ar ion implantation and swift heavy Xe ion irradiation effects on immiscible AlN/TiN multilayered nanostructures", *Mater. chem. phys.*, vol. 133, issue 2-3, pp. 884-892, 2012.
  22. Momir Milosavljević, Nikola Stojanović, Dalibor Peruško, B. Timotijević, D. Toprek, Janez Kovač, Goran Dražič, Chris Jeynes, "Ion irradiation induced Al-Ti interaction in nano-scaled Al/Ti multilayers", In: Proceedings of the 18th International Vacuum Congress (IVC-18), International Conference on Nanoscience and Technology (ICN+T 2010), 14th International Conference on Solid Surface (ICSS-14), Vacuum and Surface Science Conference of Asia and Australia (VASSCAA-5), August 23-27, 2010, Beijing, China, *Applied surface science*, vol. 258, no. 6, pp. 2043-2046, 2012.
  23. Martina Modic, Ita Junkar, Alenka Vesel, Miran Mozetič, "Ageing of plasma treated surfaces and their effects on platelet adhesion and activation", *Surf. coat. technol.*, vol. 213, pp. 98-104, 2012.
  24. Tamilselvan Mohan, Stefan Spirk, Rupert Kargl, Aleš Doliška, Alenka Vesel, Ingo Salzmann, Roland Resel, Volker Ribitsch, Karin Stana-Kleinschek, "Exploring the rearrangement of amorphous cellulose model thin films upon heat treatment", *Soft matter*, vol. 8, iss. 38, pp. 9807-9815, 2012.
  25. Miran Mozetič, "Application of X-ray photoelectron spectroscopy for characterization of pet biopolymer", *Mater. tehnol.*, vol. 46, no. 1, pp. 47-51, jan.-feb. 2012.
  26. Miran Mozetič, "Removal of hydrogenated carbon deposits formed in fusion reactors with carbon walls by reactive oxygen particles", In: Proceedings of the International Conference on Research and Applications of Plasmas Plasma, 12-16 September 2011, Warsaw, Poland, *Nukleonika*, vol. 57, no. 2, pp. 269-275, 2012.
  27. Miran Mozetič, "Synthesis of metal oxide nanomaterials by plasma treatment - a SEM investigation of Nb<sub>2</sub>O<sub>5</sub> nanowires", In: IUVSTA 18th International Proceedings of the Vacuum Congress (IVC-18), Beijing, China, 23 -27 August 2010, *Vacuum*, vol. 86, no. 7, pp. 867-870, 2012.
  28. Vincenc Nemanič, Paul J. McGuinness, Nina Daneu, Bojan Zajec, Zdravko Siketič, Wolfgang E. Waldhauser, "Hydrogen permeation through silicon nitride films", *J. alloys compd.*, vol. 539, pp. 184-189, 2012.
  29. Vincenc Nemanič, Bojan Zajec, D. Dellasega, M. Passoni, "Hydrogen permeation through disordered nanostructured tungsten films", *J. nucl. mater.*, vol. 429, no. 1/3, pp. 92-98, 2012.
  30. Nikolaos T. Panagiotopoulos, Janez Kovač, Uroš Cvelbar, Panagiotis Patsalas, Miran Mozetič, Georgios A. Evangelakis, "Tetragonal or monoclinic ZrO<sub>2</sub> thin films from Zr-based glassy templates", *J. vac. sci. technol., A, Vac. surf. films*, vol. 30, no. 5, pp. 051510-1-051510-6, 2012.
  31. Zdenka Peršin, Alenka Vesel, Karin Stana-Kleinschek, Miran Mozetič, "Characterisation of surface properties of chemical and plasma treated regenerated cellulose fabric", *Tex. res. j.*, vol. 82, no. 20, pp. 2078-2089, 2012.
  32. Davor Peruško, Suzana Petrović, Janez Kovač, Zoran Stojanović, Matjaž Panjan, Milica Obradović, Momir Milosavljević, "Laser-induced formation of intermetallics in multilayered Al/Ti nano-structures", *J. Mater. Sci.*, vol. 47, no. 10, pp. 4488-4495, 2012.
  33. Suzana Petrović, Dalibor Peruško, Janez Kovač, Matjaž Panjan, Biljana Gakovič, Bojan Radak, Lj. Jankovič-Mandič, Milan Trtica, "Laser treatment of nanocomposite Ni/Ti multilayer thin films in air", In: Proceedings of Symposium K on Protective Coatings and Thin Films, E-MRS 2011 Conference Nice, France 9-13 May 2011, *Surface & coating technology*, vol. 211, pp. 93-97, 2012.
  34. Suzana Petrović, Davor Peruško, M. Mitrić, Janez Kovač, Goran Dražič, Biljana Gakovič, K. P. Homewood, "Formation of intermetallic phase in Ni/Ti multilayer structure by ion implantation and thermal annealing", *Intermetallics (Barking)*, vol. 25, no. 1, pp. 27-33, 2012.
  35. Anton Popelka, Igor Novák, Marián Lehocý, Ita Junkar, Miran Mozetič, Angela Kleinová, Ivica Janigová, Miroslav Šlouf, František Bílek, Ivan Chodák, "A new route for chitosan immobilization onto polyethylene surface", *Carbohydr. polym.*, vol. 90, no. 4, pp. 1501-1508, 2012.
  36. Anton Popelka *et al.* (12 authors), "Anti-bacterial treatment of polyethylene by cold plasma for medical purposes", *Molecules (Basel)*, vol. 17, no. 1, pp. 762-785, 2012.
  37. Gregor Primc, "Method for dynamic control of neutral atom density in a plasma chamber", *Mater. tehnol.*, vol. 46, no. 1, pp. 46, jan.-feb. 2012.
  38. Gregor Primc, Rok Zaplotnik, Alenka Vesel, "Karakterizacija plazme SO<sub>2</sub> in SO<sub>2</sub>/O<sub>2</sub>", *Vakuumist*, vol. 32, no. 3, pp. 18-24, 2012.
  39. Nina Recek, Miran Mozetič, Alenka Vesel, "Obdelava polimernih podlag z nizkotlačno kisikovo plazmo za boljše vezavo malignih človeških kostnih celic", *Vakuumist*, vol. 32, no. 4, pp. 4-7, 2012.
  40. Drago Resnik, Janez Kovač, Matjaž Godec, Danilo Vrtačnik, Matej Možek, Slavko Amon, "The influence of target composition and thermal treatment on sputtered Al thin films on Si and SiO<sub>2</sub> substrates", *Microelectron. eng.*, vol. 96, pp. 29-35, Aug. 2012.
  41. Michal Sedlacik, Vladimir Pavlinek, Marián Lehocý, Ita Junkar, Alenka Vesel, "Plasma-enhanced chemical vapour deposition of octafluorocyclobutane onto carbonyl iron particles", *Mater. tehnol.*, vol. 46, no. 1, pp. 43-46, jan.-feb. 2012.
  42. Vladimir Sedlarik, Onon Otonozul, Takeshi Kitano, Adriana Gregorova, Marta Hrabalova, Ita Junkar, Uroš Cvelbar, Miran Mozetič, Petr Saha, "Effect of phase arrangement on solid state mechanical and thermal properties of polyamide 6/polylactide based co-polyester blends", *J. macromol. sci., Phys.*, vol. 51, no. 5, pp. 982-1001, 2012.
  43. Barbara Simončič, Brigita Tomšič, Lidija Černe, Boris Orel, Ivan Jerman, Janez Kovač, Metka Žerjav, Andrej Simončič, "Multifunctional water and oil repellent and antimicrobial properties of finished cotton: influence of sol-gel finishing procedure", *J. sol-gel sci. technol.*, vol. 61, no. 2, pp. 340-354, 2012.
  44. Zmago Stadler, Kristoffer Krnel, Janez Kovač, Tomaž Kosmač, "Tribiochemical reactions on sliding surface of the sintered metallic brake linings against SiC ceramic brake disk", *Wear*, vol. 292/293, pp. 232-238, 2012.
  45. Francisco L. Tabarés, Daniel Alegre, Miran Mozetič, Alenka Vesel, "Methane cracking and secondary hydrocarbon generation in inductively coupled RF plasmas", In: Proceedings of the International Conference on Research and Applications of Plasmas Plasma, 12-16 September 2011, Warsaw, Poland, *Nukleonika*, vol. 57, no. 2, pp. 287-290, 2012.
  46. Tina Tkavc, Alenka Vesel, Enrique Herrero Acero, Lidija Fras Zemljič, "Comparison of oxygen plasma and cutinase effect on polyethylene terephthalate surface", *J. appl. polym. sci.*, Article first published online: 28 SEP 2012.
  47. Alenka Vesel, Kristina Eleršič, "Adsorption of protein streptavidin to the plasma treated surface of polystyrene", *Appl. surf. sci.*, vol. 258, no. 15, pp. 5558-5560, 2012.
  48. Alenka Vesel, Kristina Eleršič, Miran Mozetič, "Immobilization of protein streptavidin to the surface of PMMA polymer", In: Proceedings of the 13th Joint Vacuum Conference, June 20-24, 2010, Trbské Pleso High Tatras, Slovakia, *Vacuum*, vol. 86, issue 6, pp. 773-775, 2012.

49. Alenka Vesel, Metod Kolar, Aleš Doliška, Karin Stana-Kleinschek, Miran Mozetič, "Etching of polyethylene terephthalate thin films by neutral oxygen atoms in the late flowing afterglow of oxygen plasma", *Surf. interface anal.*, vol. 44, iss. 13, pp. 1565-1571, 2012.
50. Alenka Vesel, Aljoša Košak, David Haložan, Kristina Eleršič, "Synthesis of micro-composite beads with magnetic nano-particles embedded in porous CaCO<sub>3</sub> matrix", *Mater. tehnol.*, vol. 46, no. 1, pp. 57-61, jan.-feb. 2012.
51. Alenka Vesel, Miran Mozetič, "Surface modification and ageing of PMMA polymer by oxygen plasma treatment", In: Proceedings of the 13th Joint Vacuum Conference, June 20-24, 2010, Trbské Pleso High Tatras, Slovakia, *Vacuum*, vol. 86, no. 6, pp. 634-637, 2012.
52. Alenka Vesel, Miran Mozetič, Marianne Balat-Pichelin, "Interaction of highly dissociated low pressure hydrogen plasma with W-C thin film deposits", *Thin solid films*, vol. 520, no. 7, pp. 2916-2921, 2012.
53. Alenka Vesel, Miran Mozetič, Marianne Balat-Pichelin, "Phase transformation in tungsten carbide-cobalt composite during high temperature treatment in microwave hydrogen plasma", *Ceram. int.*, vol. 38, 8, pp. 6107-6113, 2012.
54. Alenka Vesel, Tomaž Semenič, "Etching rates of different polymers in oxygen plasma", *Mater. tehnol.*, vol. 46, no. 3, pp. 227-231, maj-jun. 2012.
55. Alenka Vesel, Rok Zaplotnik, John Iacono, Marianne Balat-Pichelin, Miran Mozetič, "A catalytic sensor form measurement of radical density in CO<sub>2</sub> plasmas", *Sensors*, vol. 12, no. 12, pp. 16168-16181, 2012.
56. Tjaša Vrlinič, Dominique Debarnot, Gilbert Legeay, Arnaud Coudreaux, Benaissa El Moualij, Willy Zorzi, Armand Perret-Liaude, Isabelle Quadrio, Miran Mozetič, F. Poncin-Eppaillard, "Are the interactions between recombinant prion proteins and polymeric surfaces related to the hydrophilic/hydrophobic balance?", *Macromol. biosci. (Print)*, vol. 12, no. 6, pp. 830-839, 2012.
57. Tjaša Vrlinič *et al.* (10 authors), "How to control the recombinant prion protein adhesion for successful storage through modification of surface properties", *Biointerphases*, vol. 7, issue 1-4, pp. 66-1-66-10, 2012.
58. Tjaša Vrlinič *et al.* (10 authors), "Non-adhesive behavior of new nanostructured PNIPAM surfaces towards specific neurodegenerative proteins: application to storage and titration of tau proteins", *Macromol. biosci. (Print)*, vol. 12, issue 10, pp. 1354-1363, 2012.
59. J. Y. Wang, Y. Liu, Siegfried Hofmann, Janez Kovač, "Influence of nonstationary atomic mixing on depth resolution in sputter depth profiling", *Surf. interface anal.*, vol. 44, issue 5, pp. 569-572, 2012.
60. Rok Zaplotnik, Alenka Vesel, Miran Mozetič, "A fiber optic catalytic sensor for neutral atom measurements in oxygen plasma", *Sensors*, vol. 12, no. 4, pp. 3857-3867, 2012.
61. Marko Žumer, Bojan Zajec, Robert Rozman, Vincenc Nemanič, "Breakdown voltage reliability improvement in gas-discharge tube surge protectors employing graphite field emitters", *J. appl. phys.*, vol. 111, no. 8, pp. 083301-1-083301-6, 2012.

## REVIEW ARTICLE

1. Ahmad Asadinezhad, Marián Lehocký, Petr Sába, Miran Mozetič, "Recent progress in surface modification of polyvinyl chloride", *Materials (Basel)*, vol. 5, no. 12, pp. 2937-2959, 2012.
2. Aleksander Drenik, Richard Clengereaux, "Dusty plasma deposition of nanocomposite thin films", *Mater. tehnol.*, vol. 46, no. 1, pp. 13-18, jan.-feb. 2012.
3. Gregor Filipič, Uroš Cvelbar, "Copper oxide nanowires: a review of growth", *Nanotechnology (Bristol)*, vol. 23, no. 19, pp. 194001-1-194001-16, 2012.
4. F. Poncin-Eppaillard, Tjaša Vrlinič, Dominique Debarnot, Miran Mozetič, Arnaud Coudreaux, Gilbert Legeay, Benaissa El Moualij, Willy Zorzi, "Surface treatment of polymeric materials controlling the adhesion of biomolecules", *J. funct. biomater.*, vol. 3, no. 3, pp. 528-543, 2012.
5. Alenka Vesel, "Heterogeneous surface recombination of neutral nitrogen atoms", *Mater. tehnol.*, vol. 46, no. 1, pp. 7-12, jan.-feb. 2012.

## PUBLISHED SCIENTIFIC CONFERENCE CONTRIBUTION

### (INVITED LECTURE)

1. Uroš Cvelbar, Aleksander Drenik, Kristina Eleršič, Saša Lazović, Gregor Filipič, Miran Mozetič, Karin Stana-Kleinschek, Zdenka Peršin, "Plasma reshaping carbon: the role of plasma species in surface interactions

- with carbon", In: *Proceedings, ESCAMPIG 2012, XXI. Europhysics Conference on the Atomic and Molecular Physics of Ionized Gases*, Tuesday 10 July to Saturday 14 July 2012, Viana do Castelo, Portugal, Pedro G. C. Almeida, ed., Luís L. Alves, ed., Vasco Guerra, ed., [Mulhouse], European Physical Society, 2012, 2 pp.
2. Doron Kabaso, Roghayeh Imani, Samo Penič, Mateja Erdani-Kreft, Kristina Eleršič, Ekaterina Gongadze, Šárka Perutková, Peter Veranič, Robert Zorec, Aleš Iglič, "Mechanics of interaction between cells and titanium nanostructured implant surface", In: *Proceedings, Regional Biophysics Conference 2012, Kladovo-Beograd, Serbia*, September 03-07, 2012, Joanna Zakrzewska, ed., Miroslav Živić, ed., Beograd, Društvo biofizičara Srbije, 2012, pp. 66-68.
3. Miran Mozetič, "Recognition of pigments in organic matrices", In: *Advances in printing and media technology: [proceedings of the 39th International Research Conference iarigai, Ljubljana, Slovenia, September 2012]. Vol. 39*, Nils Enlund, ed., Mladen Lovreček, ed., Darmstadt, International Association of Research Organizations for the Information, Media and Graphic Arts Industries, 2012, pp. 5-10.

## PUBLISHED SCIENTIFIC CONFERENCE CONTRIBUTION

1. Aleksander Drenik, Lino Šalamon, Rok Zaplotnik, Gregor Primc, Miran Mozetič, Daniel Alegre, Francisco L. Tabarés, "Interaction of a-C:H thin films with ICP plasma of ammonia", In: *Proceedings, 21st International Conference Nuclear Energy for New Europe, Ljubljana 2012*, September 5-7, Tomaž Žagar, ed., Samo Fürst, ed., Ljubljana, Nuclear Society of Slovenia, 2012, 9 pp.
2. Aleksander Drenik, Alenka Vesel, Miran Mozetič, "Probability of heterogeneous recombination of atomic hydrogen on fine-grain graphite surface", In: *Proceedings, ESCAMPIG 2012, XXI. Europhysics Conference on the Atomic and Molecular Physics of Ionized Gases*, Tuesday 10 July to Saturday 14 July 2012, Viana do Castelo, Portugal, Pedro G. C. Almeida, ed., Luís L. Alves, ed., Vasco Guerra, ed., [Mulhouse], European Physical Society, 2012, 2 pp.
3. Marija Gorjanc, Jelena Vasiljević, Alenka Vesel, Miran Mozetič, Barbara Simončič, "Plasma and sol-gel technology for creating nanostructured surfaces of fibrous polymers", In: *Proceedings of the International Conference: nanomaterials: applications and properties*, (Proceedings of the International Conference Nanomaterials: Applications and Properties, vol. 1, no. 4, 2012), 2nd International Conference "Nanomaterials: applications & properties - 2012 (NAP-2012)", Alushta, the Crimea, Ukraine, 17 - 22 September, 2012, Alexander D. Pogrebnyak, ed., Sumy, Sumy State University Publishing, 2012, 4 pp.
4. Metod Kolar, Darij Kreuh, Alenka Vesel, Miran Mozetič, Karin Stana-Kleinschek, "Jedkanje PET filmov v poznem porazelektrivnem delu kisikove plazme", In: *Zbornik, 4. študentska konferenca Mednarodne podiplomske šole Jožefa Stefana = 4th Jožef Stefan International Postgraduate School Students Conference*, 25. maj 2012, Ljubljana, Slovenija, Dejan Petelin, ed., Aleš Tavčar, ed., Boštjan Kaluža, ed., Ljubljana, Mednarodna podiplomska šola Jožefa Stefana, 2012, pp. 33-38.
5. Saša Lazović, Kosta Spasić, Nevena Puač, Gordana Malović, Uroš Cvelbar, Miran Mozetič, Zoran Lj. Petrović, "Spatial profiles of atomic oxygen concentrations in a large scale CCP reactor: the role of plasma species in surface interactions with carbon", In: *Proceedings, ESCAMPIG 2012, XXI. Europhysics Conference on the Atomic and Molecular Physics of Ionized Gases*, Tuesday 10 July to Saturday 14 July 2012, Viana do Castelo, Portugal, Pedro G. C. Almeida, ed., Luís L. Alves, ed., Vasco Guerra, ed., [Mulhouse], European Physical Society, 2012, 2 pp.
6. Y. Liu, J. Y. Wang, Siegfried Hofmann, Janez Kovač, "Quantification of the N<sub>2</sub><sup>+</sup> implanted AES depth profiles in cobalt film", In: *Selected papers from the 2nd International Conference on Chemical Engineering and Advanced Materials (CEAM 2012), July 13-15, 2012, Guangzhou, China*, (Advanced materials research, Vol. 557/559, 2012), Zug, Trans Tech, 2012, vol. 557/559, pp. 1635-1640, 2012.
7. Kosta Spasić, Saša Lazović, Nevena Puač, Zoran Lj. Petrović, Gordana Malović, Miran Mozetič, Uroš Cvelbar, "Catalytic probe measurements of atomic oxygen concentration in large volume oxygen CCP", In: *Contributed papers & abstracts of invited lectures, topical invited lectures and progress reports*, 26nd Summer School and International Symposium on the Physics of Ionized Gases, SPIG 2012, August 27th - 31st, 2012, Zrenjanin, Serbia, Milorad Kuraica, ed., Zoran Mijatović, ed., Novi Sad, University of Novi Sad, Faculty of Sciences, Department of Physics, cop. 2012, pp. 305-308.
8. Rok Zaplotnik, Lino Šalamon, Aleksander Drenik, Alenka Vesel, Miran Mozetič, "Laboratory plasma reactors as sources of low temperature



atomic oxygen for fuel removal", In: *Proceedings, 21st International Conference Nuclear Energy for New Europe*, Ljubljana 2012, September 5-7, Tomaž Žagar, ed., Samo Fürst, ed., Ljubljana, Nuclear Society of Slovenia, 2012, 9 pp.

## INDEPENDENT SCIENTIFIC COMPONENT PART OR A CHAPTER IN A MONOGRAPH

1. Uroš Cvelbar, "Large-scale, plasma-assisted growth of nanowires", In: *Plasma processing of nanomaterials*, (Nanomaterials and their applications), R. Mohan Sankaran, ed., Boca Raton, London, New York, CRC Press, cop. 2012, pp. 109-146.
2. Lidija Fras Zemljič, Tatjana Kreže, Simona Strnad, Olivera Šauperl, Alenka Vesel, "Functional cellulose fibres for hygienic and medical applications", In: *Textiles: types, uses, and production methods*, (Materials science and technologies), Ahmed EL Nemr, ed., New York, Nova Science Publishers, cop. 2012, pp. 467-487.

## PATENT APPLICATION

1. Miran Mozetič, Gregor Primc, *Method for dynamically controlling the density of neutral atoms in a plasma vacuum chamber and a device for the processing of solid materials by using this method*, WO2012099547 (A1), World Intellectual Property Organization, 26.7.2012.
2. Rok Zaplotnik, Alenka Vesel, Miran Mozetič, *Device for high-frequency gas plasma excitation*, WO2012099548 (A1), World Intellectual Property Organization, 26.7.2012.

## PATENT

1. Miran Mozetič, Alenka Vesel, Uroš Cvelbar, *Method and device for local functionalization of polymer materials*, US8247039 (B2), United States Patent and Trademark Office, 21.8.2012..
2. Gregor Primc, Miran Mozetič, *Method for dynamically controlling the density of neutral atoms in a plasma vacuum chamber and a device for the processing of solid materials by using this method*, SI23626 (A), Urad RS za intelektualno lastnino, 31.7.2012..
3. Rok Zaplotnik, Alenka Vesel, Miran Mozetič, *Device for high-frequency gas plasma excitation*, SI23611 (A), Urad RS za intelektualno lastnino, 31.7.2012.

## MENTORING

1. Kristina Eleršič, *Superhydrophility of plasma treated materials*: doctoral dissertation, Ljubljana, 2012 (mentor Miran Mozetič; co-mentor Uroš Cvelbar).
2. Martina Modic, *Hemostatic response of plasma treated artificial grafts*: doctoral dissertation, Ljubljana, 2012 (mentor Miran Mozetič; co-mentor Rok Kostanjšek).
3. Rok Zaplotnik, *Optimization of coupling between high-frequency generator and low pressure plasma*: doctoral dissertation, Ljubljana, 2012 (mentor Miran Mozetič; co-mentor Alenka Vesel).



# DEPARTMENT OF SOLID STATE PHYSICS

F-5

*Our research program is focused on the study of the structure and dynamics of disordered and partially ordered condensed matter at the atomic and molecular levels with a special emphasis on phase transitions. The purpose of these investigations is to discover the basic laws of physics governing the behaviour of these systems, which represent the link between perfectly ordered crystals, on the one hand, and amorphous matter, soft condensed matter and living systems, on the other. Such knowledge provides the key to our understanding of the macroscopic properties of these systems and is an important condition for the discovery and development of new multifunctional materials, nanomaterials and biomaterials for new applications. An important part of the research program is devoted to the development of new experimental methods and techniques in the field of magnetic resonance, magnetic resonance imaging, fluorescence microspectroscopy, scanning tunnelling, electronic and atomic force microscopy, as well as dielectric relaxation spectroscopy and dynamic specific-heat measurements.*



Head:

**Prof. Igor Muševič**

The experimental techniques used are:

- One- (1D) and two-dimensional (2D) nuclear magnetic resonance (NMR) and relaxation, as well as quadrupole (NQR) resonance and relaxation,
- Multi-frequency NMR in superconducting magnets of 2 T, 6 T and 9 T, as well as the dispersion of the spin-lattice relaxation time  $T_1$  via field cycling,
- Nuclear double resonance and quadrupole double resonance such as  $^{17}\text{O}$ -H and  $^{14}\text{N}$ -H,
- Fast field cycling NMR relaxometry,
- Frequency-dependent electron paramagnetic resonance (EPR) and 1D and 2D pulsed EPR and relaxation,
- MR imaging and micro-imaging,
- Measurement of the electronic transport properties,
- Magnetic measurements,
- Fluorescence microscopy and microspectroscopy,
- Linear and non-linear dielectric spectroscopy in the range  $10^2$  Hz to  $10^9$  Hz,
- Electron microscopy and scanning tunnelling microscopy,
- Atomic force microscopy and force spectroscopy,
- Dynamic specific heat measurements.

The research program of the Department of Solid State Physics at the “Jožef Stefan” Institute is performed in close collaboration with the Department of Physics at the Faculty of Mathematics and Physics of the University of Ljubljana, Institute of Mathematics, Physics and Mechanics and the J. Stefan International Postgraduate School. In 2012, the research was performed within three research programs:

- Magnetic resonance and dielectric spectroscopy of smart new materials
- Physics of Soft Matter, Surfaces and Nanostructures
- Experimental Biophysics of Complex Systems

## ***I. Research programme “Magnetic resonance and dielectric spectroscopy of smart new materials”***

In 2012 the members of the program group published 55 original scientific papers in international peer-reviewed scientific journals. Several articles were published in high-impact journals (one article in *Nature Photonics*, one in *Chemical Society Reviews* and four articles in *Phys. Rev. Letters*). The investigations were focused on the following research fields.

### **Quasicrystals and complex metallic alloys**

We have determined the anisotropic physical properties of decagonal quasicrystal d-Al-Co-Ni and demonstrated the anisotropy of the transport coefficients (electrical resistivity, thermoelectric

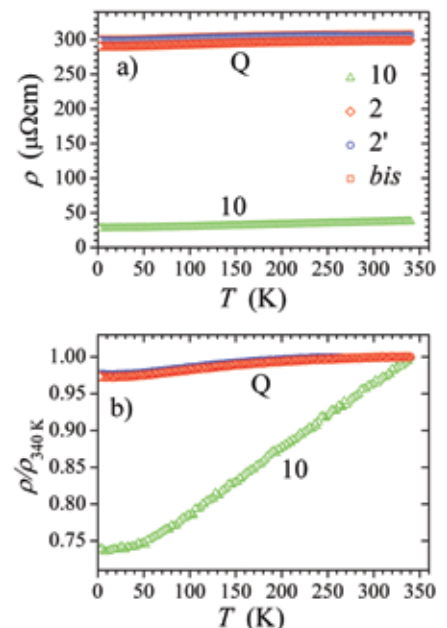


Figure 1: Anisotropic electrical resistivity of a decagonal quasicrystal d-Al-Co-Ni, measured along three directions in the quasi-periodic plane (Q) and along the 10-fold periodic direction (10).

The group has investigated important open issues in the electronic properties of quasicrystals and complex metallic alloys, quantum magnetism in low-dimensional spin systems, critical properties of nanostructures, physical properties of materials with giant electrocaloric and thermoelastic effects, new metallic materials for hydrogen storage and developed novel pharmaceutical and biological substances. The group has also developed a novel spectroscopic method utilizing polarized X-rays on the nanometric scale.

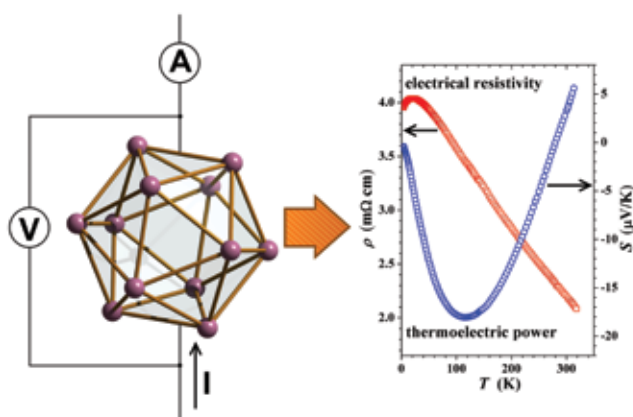


Figure 2: Characteristic temperature-dependent electrical resistivity and thermoelectric power of icosahedral quasicrystals, exhibiting a pseudogap in the electronic density of states at the Fermi energy.

power, Hall coefficient and thermal conductivity) and magnetic susceptibility between the quasi-periodic plane and the periodic 10-fold direction. In contrast, no anisotropy was found within the quasi-periodic plane (Figure 1.).

J. Dolinšek was invited by the Editors of the Chemical Society Reviews to write a review paper on the electrical and thermal transport properties of icosahedral and decagonal quasicrystals (Figure 2). This review paper summarized the current state of the art in the field of physical properties of icosahedral and decagonal quasicrystals, giving a survey of the experimental results and theoretical models. A large part of the paper is based on the results obtained in the author's laboratory at the J. Stefan Institute.

### Quantum magnetism

By means of NMR spin-lattice relaxation time, we have studied the spin dynamics as a function of the magnetic field in two quasi-one-dimensional quantum antiferromagnets: the anisotropic spin-chain system  $\text{NiCl}_2 \cdot 4\text{SC}(\text{NH}_2)_2$  and the spin-ladder system  $(\text{C}_5\text{H}_{12}\text{N})_2\text{CuBr}_4$ . We confirmed that the spin excitations in both systems evolve from magnons to spinons when crossing the critical field, in accordance with theoretical predictions. In the vicinity of the critical field, we showed that spin excitations are neither magnons nor spinons, while the spin dynamics scales in accordance with quantum criticality. We showed that the behaviour in both systems is equivalent, thus demonstrating the universality of quantum-critical behaviour. The work was published in *Phys. Rev. Lett.*, see Figure 3.

Members of our department together with a group of international collaborators investigated the ground state of the geometrically frustrated system  $\text{FeTe}_2\text{O}_5\text{Br}$ , which is characterized by low-temperature multiferroicity. We have shown that the emergence of an incommensurate amplitude-modulated magnetic structure depends on the magnetic frustration that originates from the topology of this particular spin system. Surprisingly, the system is in fact characterized by magnetic chains, which are coupled by frustrated exchange interactions. The same group of authors investigated

the stability of the incommensurate magnetic ordering at the lowest experimentally accessible temperatures using neutron diffraction measurements at 53 mK. Muon spin relaxation measurements have revealed that in spite of long-range ordering the spin dynamics does not freeze even in the limit of  $T \rightarrow 0$  (Figure 4). The amplitude-modulated magnetic structures serve as a model system for the coexistence of long-range order and persistent spin dynamics.

A layered Kagome-like  $\text{Cu}_3\text{Bi}(\text{SeO}_3)_2\text{O}_2\text{Br}$  compound was studied using neutron diffraction, bulk magnetization and magnetic susceptibility measurements. At  $T_N = 27.4$  K a transition into the long-range antiferromagnetic ordered phase occurred. The magnetic structure is composed of alternating ferrimagnetic  $ab$  layers, with the  $\text{Cu}^{2+}$  ( $S=1/2$ ) magnetic moments slightly canted away from the  $c$  axis. This magnetic structure was ascribed to the competition between ferro- and antiferro-magnetic interactions within the  $ab$  layers and additional weak antiferromagnetic interlayer interactions. When the magnetic field perpendicular to the layers exceeds  $B_c = 0.8$  T, a metamagnetic transition occurs, where every second layer flips (Figure 5). In combination with other techniques we were able to estimate the strength of individual  $\text{Cu} \dots \text{Cu}$  exchange interactions.

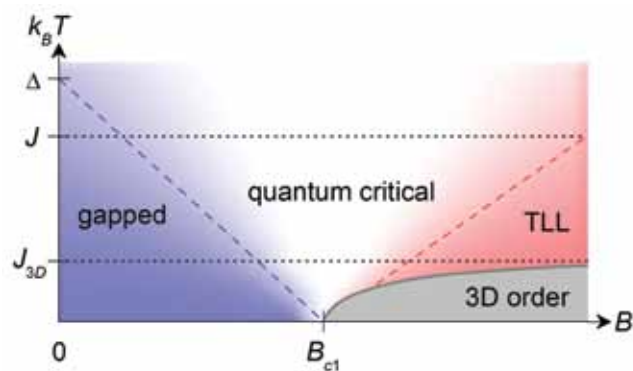


Figure 3: Characteristic phase diagram of a one-dimensional quantum antiferromagnet around the critical field  $B_{c1}$  contains three phases with different spin excitations: with magnons (gapped), with spinons (TLL) and intermediate quantum critical region.

### Spectroscopy with polarized X-rays at the nanoscale

Near-edge X-ray absorption spectroscopy (NEXAFS) is an essential analytical tool in material science. Combining NEXAFS with scanning transmission X-ray microscopy (STXM) adds spatial resolution and the possibility to study individual nanostructures. In an article published in *Nature Photonics*, we described a full-field transmission X-ray microscope (TXM) that generates high-resolution, large-area NEXAFS data with a collection rate two orders of magnitude faster than is possible with STXM (Figure 6). We present image stacks and polarization-dependent NEXAFS spectra from individual anisotropic sodium and protonated titanate nanoribbons ( $(\text{Na,H})\text{TiNRs}$ ,  $\text{HTiNRs}$ ). The combined NEXAFS-TXM technique has the advantage that one image stack visualizes

a large number of nanostructures and therefore already contains statistical information. This new high-resolution NEXAFS-TXM technique opens the way to advanced nanoscale science studies.

### Study of the critical properties of nanostructured materials and materials with large electrocaloric and thermomechanical effects

We showed that the refrigerant capacity of PLZT ceramics and ferroelectric polymer films exceed several times all previously known materials, including the magnetocaloric materials. By using high-resolution calorimetry we proved the existence of the phase transition line between the glassy and ferroelectric phase of relaxor ferroelectrics (Figure 7) and explained the anisotropy of criticality in these systems. We described the way to control the temperature profile of the thermomechanical response in liquid-crystal elastomers via different physical parameters such as mechanical fields and the state of the order during the crosslinking procedure. We showed that highly confined liquid crystals exhibit a crossover in the dimensionality of the problem.

### Relaxor polymers and ceramic materials

In collaboration with researchers from the Pennsylvania State University, USA, the electrically-induced behaviour was compared in a non-stretched and uniaxially stretched P(VDF-TrFE-CFE) terpolymer - a member of the relaxor polymer family that exhibits fast response speeds, giant electrostriction, high electric energy density, and a large electrocaloric effect. Substantial differences in the dielectric response, polarization, electrocaloric response, and induced electrostrictive strain of the non-stretched and stretched terpolymer were detected and explained. The results suggest that the electrically-induced properties of relaxor polymer films can be tailored by controlling the preparation conditions. In collaboration with researchers from Nanjing University, China, we have reported on the structural, thermal, and dielectric properties of relaxor P(VDF)-based terpolymer/copolymer blends on aluminum foil, i.e., the first relaxor polymer blends developed on a metal surface. The detected response has been explained by calculations that take into account the fact that two similar dynamic processes (relaxor dynamics in the crystalline regions and a glassy transition in the amorphous matrix) superimpose in the same temperature range (Figure 8).

The dielectric response of core-shell structured ceramic materials (composed of semiconducting grains separated by insulating grain boundaries) has been modelled in terms of an equivalent electric circuit with elements that describe distinctive contributions of grains and grain boundaries. By taking into account a proper temperature dependence of the individual elements of the circuit, the temperature- and frequency-dependent dispersive dielectric behaviour, typically observed in these materials, has been obtained. The modelling results have been applied to the experimentally detected dielectric response of  $\text{CaCu}_3\text{Ti}_4\text{O}_{12}$  thin films that exhibit, for a ceramic thin film, extremely high values of the dielectric constant. In addition, the influence of parasitic inductance and the resistance of the experimental setup on the measured dielectric response was calculated. A novel experimental setup has been installed in 2012 that enables a simultaneous detection of the electrical (four-point electrical conductivity) and thermoelectrical (thermoelectric voltage, the Seebeck coefficient) properties from room temperature up to 1000°C.

### Hydrogen-storage metallic alloys

The crystal structure, bonding and magnetic changes upon hydrogenation of  $\text{TiFe}_{1-x}\text{Ni}_x$  alloys with different hydrogen and Ni contents were investigated (Figure 9). In crystalline samples, a reversible second-order phase transition from the  $\alpha$ -phase (with soluble hydrogen) through a mixture of  $\alpha$ - and  $\beta$ -phase into a pure  $\beta$ -phase was found. In amorphous samples, no transition was found. The saturation magnetization of the samples increases with hydrogenation and further increases upon hydrogen desorption. The increase of the Ni/Fe ratio in the  $\text{TiFe}_{1-x}\text{Ni}_x$  is found to result in an increase of hydride cohesive energies and in the systematic shifting of the Fermi energy to lower values, in both pure intermetallics and appropriate hydrides. The hydrogen desorption temperature rises but the maximum amount of hydrogen absorbed under the same conditions decreases. Among the studied materials,  $\text{TiFe}_{0.8}\text{Ni}_{0.2}$  was found to be the most promising composition for hydrogen storage.

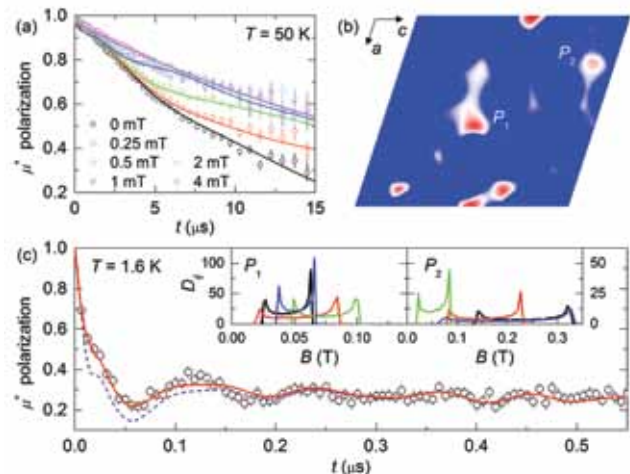


Figure 4: Decay of muon polarization in  $\text{FeTe}_2\text{O}_5\text{Br}$  due to (a) nuclear and (c) electronic magnetic fields. The latter are characterized by their broad distributions (in the inset), which originate from an amplitude-modulated magnetic ground state. (b) Calculated electrostatic potential within the crystallographic unit cell.

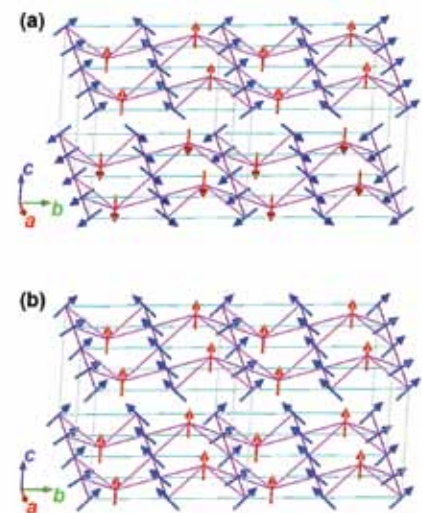


Figure 5: Magnetic structure in  $\text{Cu}_3\text{Bi}(\text{SeO}_3)_2\text{O}_2\text{Br}$  system (a) in the absence of external magnetic field and (b) in field of 1 Tesla applied along the  $c$  axis. The different colours of the arrows denote the magnetic moments at two crystallographically inequivalent Cu sites.



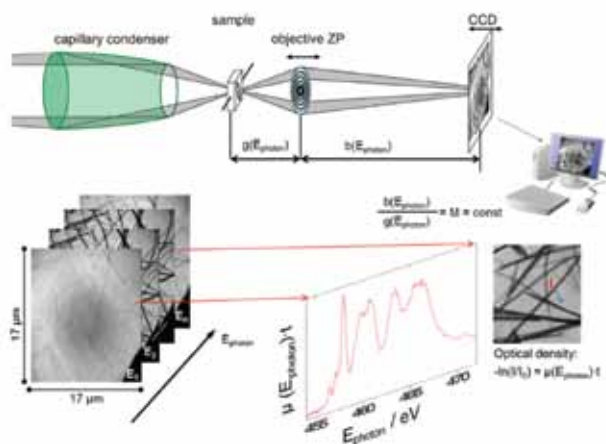


Figure 6: Workflow for NEXAFS-TXM measurements. a) X-ray optical set-up of the TXM for NEXAFS studies. Monochromatized radiation from the undulator is focused by a reflective capillary condenser into the object field. A zone plate objective forms a magnified image. By choosing regions of interest (ROIs), the optical density can be calculated for each ROI using the sample-free region in its vicinity. As many nanostructures are within the field of view, one photon energy stack contains statistical information. b) Stack of (Na,H)TiNR images recorded at different energies. The NEXAFS spectrum is recorded on a ROI. c) Scheme showing a ROI for recording the transmitted photon flux ( $I$ ) and incident photon flux ( $I_0$ ).

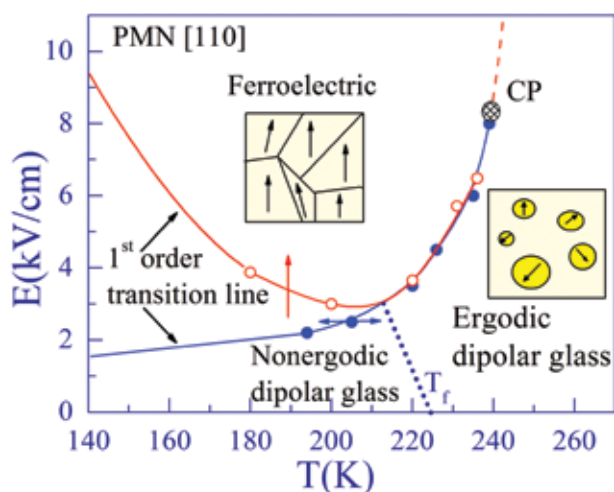


Figure 7: Electric-field-temperature phase diagram of the PMN [110] relaxor ferroelectric.

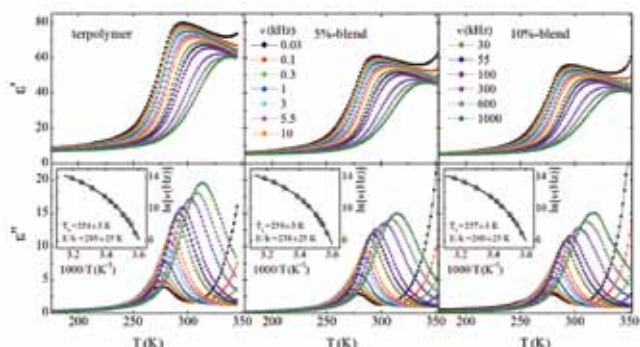


Figure 8: Dielectric response of the P(VDF-TrFE-CFE) terpolymer film and its blends with P(VDF-CTFE) copolymer on aluminium foil - the first relaxor polymer blends, developed on a metal surface.

### Mechanochemical synthesis, elastomers and liquid crystals

Using quadrupole-perturbed nuclear magnetic resonance of  $^{23}\text{Na}$ , we monitored the chemical processes governing the mechanochemical synthesis of  $\text{NaNbO}_3$ . The results reveal the existence of a transitional amorphous carbonato complex with an atypical Nb-O bond. We successfully detected  $^{14}\text{N}$  quadrupole-perturbed nuclear magnetic resonance in photoisomerizable nematogen 7AB, in spite of extremely short spin-lattice relaxation times, typically about 10  $\mu\text{s}$ , which combined with a large quadrupole coupling constant normally inhibit the detection of resonance. In the specific case of 7AB, a relatively small and well-resolved  $^{14}\text{N}$  quadrupole doublet can nevertheless be detected, since the N=N bond exhibits reorientations about the long molecular axis at the angle close to the magic angle. Taking into account the differences in the temperature dependence of  $^2\text{H}$  and  $^{14}\text{N}$  doublet splittings, we also determined the temperature dependence of the molecular biaxiality. The temperature-concentration ( $T$ - $f$ ) phase diagram of the binary confined liquid crystal 7AB was also determined (Figure 10). The non-equilibrium concentration of cis-isomers,  $f$ , was controlled by illumination with UV light. The establishment of the equilibrium state with all trans-isomers was monitored in-situ via the quadrupole-perturbed nuclear magnetic resonance of  $^2\text{H}$ . Isotropic-nematic phase coexistence regions were determined by analysing the time-dependences of the spectra. This work was published in *Physical Review Letters*.

### Ferroelectrics, hydrogen-bonded systems, pharmaceutical and biological substances

We investigated organic ferroelectrics, hydrogen bonds, pharmaceutical and biological substances, cocrystals and crystal polymorphs. Phase transitions in a metal-organic perovskite with an azetidinium cation, which exhibits giant polarizability, were investigated using differential scanning calorimetry (DSC) and  $^1\text{H}$  nuclear magnetic resonance (NMR) measurements. The DSC results indicated successive phase transitions at 254 and 299 K. The temperature dependence of the spin-lattice relaxation time  $T_1$  determined by NMR indicated that the activation energy for cation ring-puckering motion was 25  $\text{kJ mol}^{-1}$  in phase I ( $T > 299$  K).

The  $^{17}\text{O}$  NQR frequencies have been measured in ciscyclobutane-1,2-dicarboxylic acid and the quadrupole coupling tensors have been determined at various temperatures. The temperature dependence of the  $^{17}\text{O}$  quadrupole coupling tensors at the  $^{17}\text{O}\cdots\text{H-O}$  oxygen positions was analysed in the model of proton exchange and the energy differences of the two proton configurations obtained by this analysis agree with the values obtained from the O-H distances. The model shows that the population of an oxygen lone pair orbital is at this oxygen position reduced from 2 to approximately 1.3.

The stability of the antihypertensive drug nifedipine (NIF) has been studied in the solid state by  $^1\text{H}$ - $^{14}\text{N}$  NMR-NQR double resonance (NQDR) and theoretically by the Density Functional Theory (DFT). The photoconversion of NIF to NO-NIF in the solid was found to be accompanied with the electron density redistribution at nitrogen sites ( $-\text{NH}_2$  to  $-\text{N}^+$  and  $-\text{NO}_2$  to  $-\text{NO}$ ) and proved to be successfully detected with the identification of photoproducts by  $^1\text{H}$ - $^{14}\text{N}$  NQDR and DFT methods. A potential anti-leukemic and anti-cancer agent, 2-thiocytosine (2-TC), has been studied experimentally in the solid state by  $^1\text{H}$ - $^{14}\text{N}$  NMR-NQR double resonance (NQDR) and theoretically by the quantum theory of atoms in molecules (QTAIM)/density functional theory (DFT). Eighteen resonance frequencies on  $^{14}\text{N}$  were detected at 180 K and assigned to particular nitrogen sites ( $-\text{NH}_2$ ,  $-\text{N}^+$ , and  $-\text{NH}-$ ) in 2-thiocytosine. This study demonstrates the advantages of combining NQDR and DFT to extract detailed information on the H-bonding properties of crystals with



complex H-bonding networks. Solid-state properties were found to have a profound impact on the stabilities and reactivities of both compounds.

Nuclear quadrupole resonance (NQR) was used as a method for the characterization of cocrystals and crystal polymorphs.  $^{14}\text{N}$  NQR spectra of several cocrystals of carbamazepine have been measured together with the  $^{14}\text{N}$  NQR spectra of cocrystal formers. The results show that the  $^{14}\text{N}$  NQR spectrum of a cocrystal and the  $^{14}\text{N}$  NQR spectra of cocrystal formers differ well outside the experimental resolution. It is further described how the NQDR techniques, that have been used to measure the  $^{14}\text{N}$  NQR frequencies, can be used to check the homogeneity of a polycrystalline sample and to monitor the stability of a metastable crystal polymorph.

Nitrogen atoms are present in a number of solid explosives and illicit substances. The nuclear quadrupole resonance (NQR) spectra and spin-lattice relaxation of the nitrogen atomic nucleus  $^{14}\text{N}$  can be used to characterize these compounds and to distinguish between possible crystal polymorphs. After the characteristic  $^{14}\text{N}$  NQR frequencies and spin-lattice relaxation rates in a compound are determined, NQR can be used to detect these compounds and, in the case of crystal polymorphs, also to determine the method of preparation. The  $^{14}\text{N}$  NQR frequencies and spin-lattice relaxation rates are measured either by pulse NQR or by nuclear quadrupole double resonance (NQDR) based on magnetic field cycling.

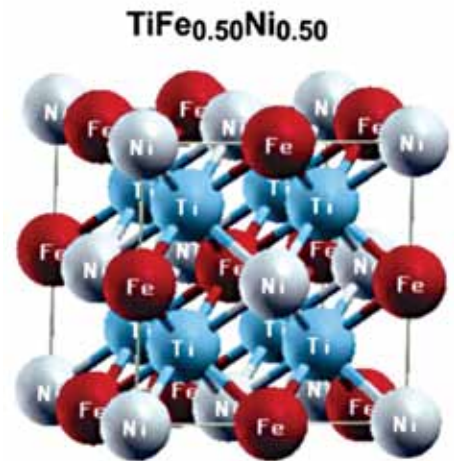


Figure 9:  $\text{TiFe}_{0.5}\text{Ni}_{0.5}$  supercell

## II. Research programme “Physics of Soft Matter, Surfaces and Nanostructures”

The investigations of the research program “Physics of Soft Matter, Surfaces and Nanostructures” are focused on novel complex soft matter systems and surfaces with specific functional properties. We investigated in particular liquid-crystalline elastomers and dendrimers as novel multifunctional materials, nematic colloids, molecular motors, soft-matter photonic crystals and novel synthetic or self-assembled micro- and nano-structures. The aim of the program is to understand the structural and dynamical properties of these systems, their interactions, their function at the molecular level, and self-assembly mechanisms in soft matter. The underlying idea is that it is possible to understand complex mechanisms, such as self-assembly, on a macroscopic level, using a simplified physical picture and models. In order to provide a comprehensive approach to the problem, the program combines both experimental and theoretical investigations, supported by modelling and simulations. Special emphasis is given to the possible electro-optic and medical applications.

**We have investigated the topology of chiral nematic braids, the optical imprinting of topological defects, the self-assembly of nematic colloids and have found optimal shapes of micro-swimmers, mimicking simple micro-organisms in Nature. We have demonstrated the excellent tribological properties of  $\text{MoS}_2$  nanoparticles and have demonstrated the first FET transistor based on 2D crystal  $\text{WS}_2$ .**

### Modelling of the laser imprinting of defects in nematics

We showed that using Laguerre-Gaussian optical beams, complex structures of typically even higher complexity can be induced in nematics. The role of the absorption - in the bulk or at the surfaces - is addressed, demonstrating complex local heating of the nematic material within the optical beams. Finally, the structures imprinted by complex optical beams can be good candidates for various further-tuned structures affected by confinement, complex surface anchoring profiles, chirality of nematic, and incorporation into nematic colloids. The work was published in *Soft Matter*.

### Rewiring of nematic braids in chiral nematic colloids

We studied chiral colloidal dimers on the theoretical and experimental level. The influence of the chirality on the tangles in the formalism of tetrahedral rotations is of vital importance if the formalism is to be used to predict the possible structures. Systems with sufficiently complex boundary conditions can assume a large number of metastable configurations. Accurate prediction and the guided simulation of complex structures can accompany the experimental results for chiral defect systems induced optically, by colloidal inclusions, or by confinement. The work was published in *Soft Matter*.

### Modelling of cholesteric droplets

We addressed systems of cholesteric liquid-crystal droplets, where the relation between the confinement via the spherical surface of the droplet and the chiral twisting of the liquid crystalline orientational order is specifically expressed. Multiple anisotropic optical profiles are demonstrated, emerging as a result of geometrical confinement.

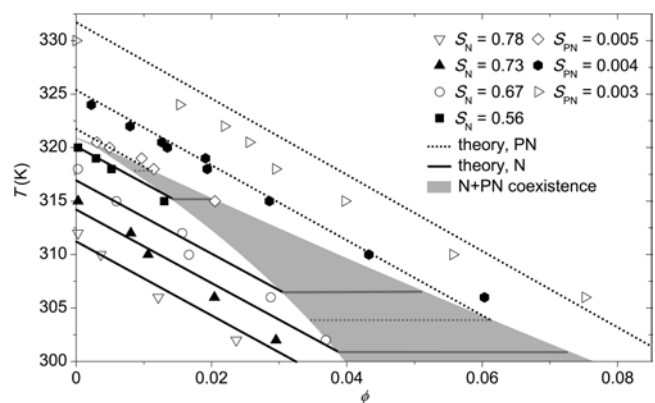


Figure 10: Isonematic lines of photo-isomerized 7AB.



Figure 11. Schematic presentation of complex laser induced defects in a nematic

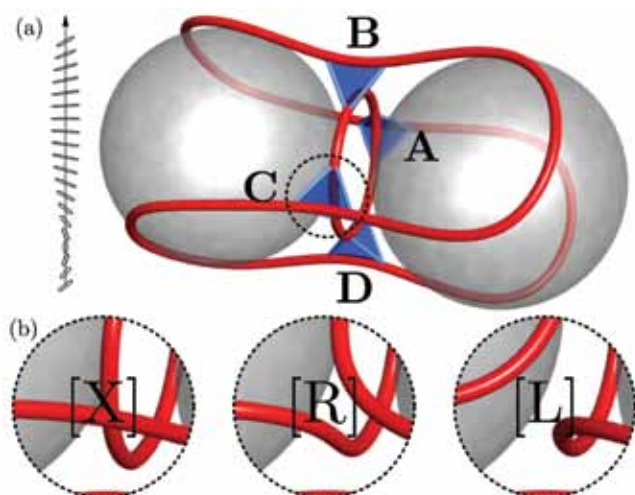


Figure 12. Colloidal dimer in a chiral nematic: Disclination lines and four tetrahedral sites where the rewiring of disclinations is possible in a 180-degree twist cell is shown. For the C site all three configurations of disclinations are shown.



Figure 13. *Soft Matter* cover page: Modeling of radial defects in cholesteric droplets

Also, the authors show that changing the intrinsic twisting of the molecular optical axes induces remarkable changes in the droplet structure, modifying the optical and photonic properties of the droplets. The demonstrated approach could be used as a possible mechanism to envisage soft-matter optic and photonic elements in all-photonics circuits. The work was published in *Soft Matter*.

#### Shape-tuning the colloidal assemblies in nematics

Using numerical modelling, we demonstrate two-dimensional self-assembly of triangular, square, and pentagonal submicrometer-sized platelets in thin layers of nematic liquid crystals. Platelets are decorated with disclinations leading to effective elastic dipoles or quadrupoles. Colloidal assemblies of chains of such elastic dipoles into periodic lattices are formed via diverse rotational and translational shifts to minimize the distortions in the surrounding nematic medium. The work was published in *Soft Matter*.

#### Elastic anisotropy driven nematic shell restructuring

Confining a nematic liquid crystal to spherical shells with planar degenerate surfaces gives rise to various defect configurations with the total topological charge +2. In eccentric shells all four disclinations with winding number -1/2 are positioned in the thinner region to minimize their length. By chemically functionalizing these defects one could fabricate colloids with tunable valence. The elastic constant anisotropy, which is experimentally controlled by varying the temperature, leads to a gradual change of defect positions in a notably asymmetric way. On the other hand, when the eccentricity of the shells is changed, the defects increase their separation in a roughly symmetrical way. Controlling the directional-binding capabilities of shells provides a possible route towards the controlled self-assembly of colloids for optical and photonic applications. The research was performed in collaboration with the group in Montpellier.

#### Dimensional crossover in nano-confined liquid crystals

On decreasing a characteristic confinement length of confined thermotropic liquid crystals (LCs) the role of wetting-surface interactions is gaining in importance due to increasing surface-to-volume ratio. In particular, if noncritical surface interaction exhibits a linear dependence on the order parameter it can erase the phase transition at a critical confinement length. We were the first to demonstrate, theoretically and experimentally, that a different scenario might appear in nanoconfined LCs in the case of relatively weak wetting interactions. Namely, with a decreasing confinement scale the

effective dimensionality of the system is reduced and consequently, the 1<sup>st</sup>-order phase transition into an orientationally ordered phase is, due to symmetry reasons, replaced by the 2<sup>nd</sup>-order phase transition. We realized experimentally weak wetting conditions by exploiting memory effects and using relatively flexible LC molecules (12CB). The results were published in *Soft Matter*.

#### Theoretical investigations of artificial swimmers.

We investigated the energetic efficiency of low Reynolds number swimmers driven by self-propulsion along their surface. An example of such swimmers are ciliated protozoa, but also artificial chemiphoretic swimmers. It turns out that the cost of propulsion is proportional to the square of the fluid velocity above the surface, integrated over the surface of the swimmer. We thus determined the swimmer shapes and their velocity distribution in a way that they achieve a given swimming velocity with minimum dissipation while keeping the volume constant. The result is surprising as the optimal shape can, depending on the allowed curvature, contain protrusions along the symmetry axis (Fig. 16 a). The calculated optimal swimmer shapes also show a high degree of similarity with various microorganisms found in nature (Fig. 16 b). The work was published by A. Vilfan in *Phys. Rev. Lett.*

#### Vapour-trace detection of explosives using chemically functionalized COMB microsensors.

In collaboration with the Faculty of Electric Engineering and the Faculty of Chemistry and Chemical Technology of the University of Ljubljana we have developed and tested a miniature system for the detection of very small concentrations of vapours of various explosives in the atmosphere. The system is based on a very

sensitive microcircuit that uses planar COMB capacitors produced in CMOS technology. The vapour traces of explosives, which are always present in the vicinity of explosive devices, are selectively adsorbed on the electrodes of micro-capacitors that have been previously chemically functionalized with receptor molecules. This change in the capacity of the chemically functionalized capacitor is detected with the sensitivity in the range of an attofarad. We have succeeded in detecting 2 molecules of TNT in  $10^{12}$  molecules of the carrier gas  $N_2$  (Figure 17).

#### Friction reduction via single $MoS_2$ “mama”-tubes and single $MoS_2$ fullerene-like particles

For the first time the coefficients of friction between a silicon AFM tip and a single  $MoS_2$  nanotube or a single  $MoS_2$  nano-onion were found to be much below the values obtained for a flat  $MoS_2$  single crystal or graphite. We revealed a non-trivial dependency of the coefficient of friction on the interaction strength between the nanotube and the underlying substrate that is explained with the dissipation of energy and shear deformation. The  $MoS_2$  nanotubes with a high interaction strength revealed up to four times larger coefficient of friction 0.08 than weakly supported tubes. The results explain the phenomena of the higher friction found for intra-crystalline slip than for inter-crystalline slip. This phenomenon, which is in contradiction with commonly accepted models, was published a quarter of century ago and remained without confirmation until now. We also evidenced that a rolling mechanism of  $MoS_2$  fullerene-like nano-onions is indeed possible at low loads in accordance with recent predictions. The work was published *Nanoscale Research Letters*.

The addition of the  $MoS_2$  nanotubes to the synthetic Polyalphaolefin (PAO) oil significantly improved the friction and wear behaviour in the boundary-lubrication conditions between AISI 52100/DIN 100Cr6 steel counterparts. The coefficient of friction was decreased by more than 2 times, while the wear was reduced by as much as 5–9 times. The use of nanotubes almost completely eliminated any abrasion or deformation of the surfaces in the studied time span. The investigation showed that the formation of a  $MoS_2$  nanotubes-based tribofilm in the contact area was of key importance for the reduction of friction and wear.

#### $MoS_2$ nanotubes mediated polymer melt-processing for novel nanocomposites materials

The  $MoS_2$  nanotubes were introduced into an isotactic polypropylene (iPP) polymer matrix to generate novel nanocomposite materials through an advantageous melt-processing route. The incorporation of INT- $MoS_2$  generated notable performance enhancements through reinforcement effects, highly efficient nucleation activity, and excellent lubricating ability in comparison with other nanoparticle fillers. The thermal stability of nanocomposites filled with 1 wt.% of INT- $MoS_2$  was almost  $60^\circ C$  higher than that of neat iPP, the coefficient of friction decreased by 15% and wear by more than 50%.

#### Chemically synthesized field-effect transistor (FET)

We report the realization of FETs made with a chemically synthesized, layered 2D semiconductor crystal of  $WS_2$ . The 2D Schottky-barrier FETs demonstrated ambipolar behaviour and a high ( $\sim 10^5 \times$ ) on/off ratio at room temperature with current saturation. The behaviour was attributed to the presence of an energy bandgap in the 2D crystal material. The FETs show clear photoresponse to visible light. The promising electronic and optical characteristics of the devices combined with the layered 2D crystal flexibility make  $WS_2$  attractive for future electronic and optical devices. This work was published in *Applied Physics Letters*.

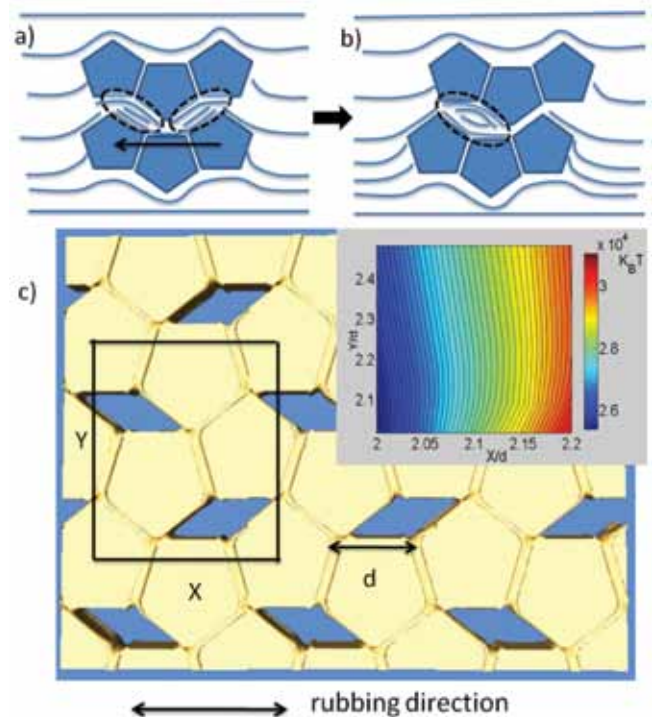


Figure 14. Colloidal platelets in the nematic layer: Two-dimensional clusters of pentagons (a,b) and (c) a stable two-dimensional pentagonal tiling formed after free-energy minimization. Inset shows the binding potential of the tiling as a function of the lattice constants  $X$  and  $Y$ .

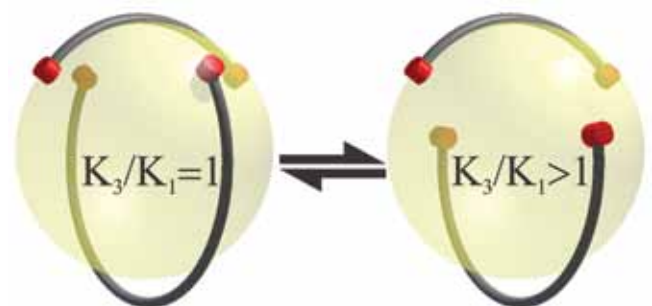


Figure 15. Effect of elastic constant anisotropy on the position of defects in a nematic shell where spherical surfaces are not concentric.

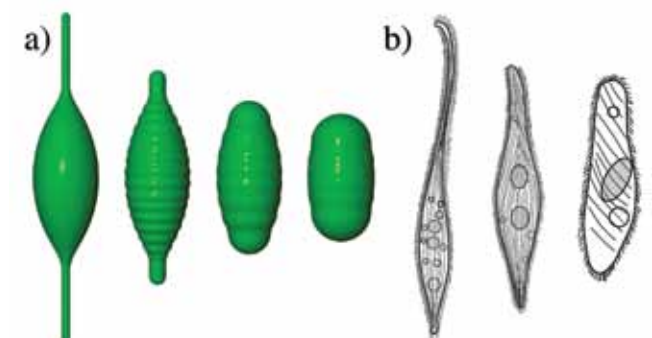


Figure 16: (a) The calculated optimal swimmer shapes for different values of maximum surface curvature. (b) Shapes of three ciliated microorganisms.



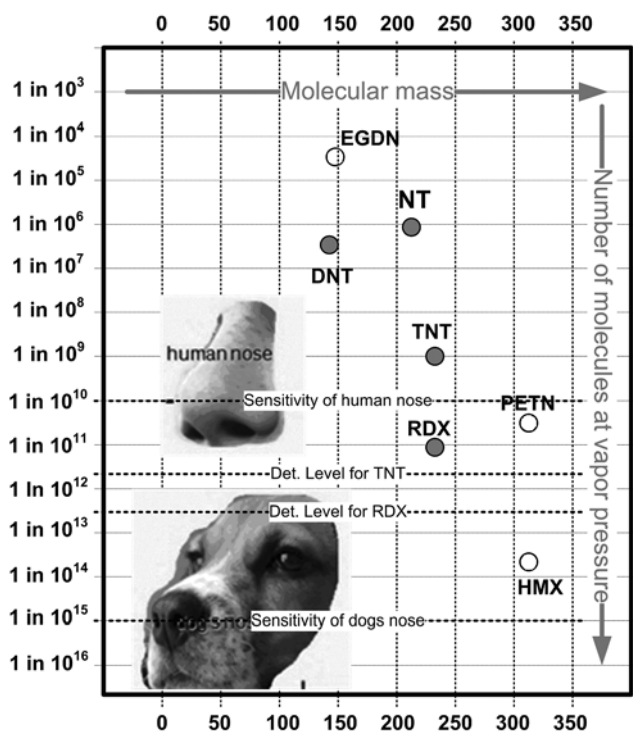


Figure 17. The diagram shows the vapour pressure of different explosives as a function of their molecular weight. The detection levels of different noses are presented as well, together with the detection level presently achieved with COMB microcapacitors. This work was published in *IEEE Sensors Journal*.

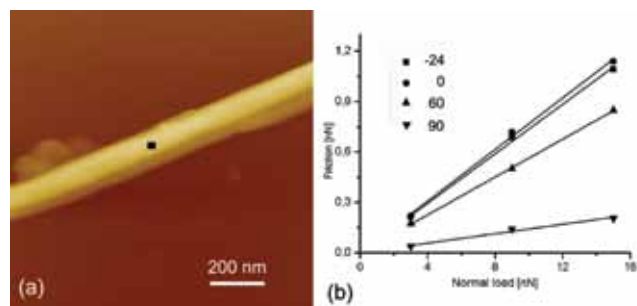


Figure 18. (a) AFM image of the topography of MoS<sub>2</sub> nanotubes with a diameter of 170 nm. The scanning force was 3 nN, the scanning region is indicated with the square. (b) Friction force for different directions of scanning along the nanotube.




Figure 19. Optical micrographs of wear traces left on a steel disc after 100 m of sliding of a steel ball. The ball was lubricated with (a) pure PAO base oil, whereas in (b), 5 wt.% of MoS<sub>2</sub> nanotubes have been added to the lubricating oil.

### Ultra-cold atoms

A dedicated laboratory for sensitive experiments with ultra-cold atoms is being set up with the first equipment already installed. The home-built apparatus for studying strongly correlated systems with Cs atoms is under construction. A good cooperation with a recognized cold-atoms group from Austria was established with a recently published joint paper in *Physical Review A*.

### III. Research programme “Experimental Biophysics of Complex Systems”

Within the program “Experimental Biophysics of Complex Systems” we explore processes and structures of various complex systems (from model systems to the structures in living cells, tissues and even small animals) including the effects of various bioactive molecules like toxins, drugs, etc., as well as of various materials like nanomaterials and medical materials on these systems. Our research is focused on the investigation of the structural properties of different membrane structures such as membrane domains, membrane proteins and glycosaccharide matrix as well as their interactions with various materials that enter into their native environment. Novel spectroscopic and micro-spectroscopic techniques contribute to the understanding of the organization of these supramolecular systems, complex cell and tissue responses as well as opening up new possibilities to design new medical materials, like scaffolds for tissue regeneration as one of the most relevant problems in the current aging population of developed countries. In addition, we focus on medical method optimization, like tumour treatment methods, magnetic resonance imaging and the mathematical modelling of thrombolysis, magnetic resonance microscopy in forestry, wood science and food processing as well as to restricted diffusion research.

One of the hottest topics in biophysics is the study of the **interactions between novel materials and cells**, especially from the bioactivity and bio-compatibility points of view, which we explore by applying novel micro-spectroscopies. We upgraded our system for **fluorescence micro-spectroscopy**, which enables us to acquire fluorescence spectra from small volume elements of the sample and thus to detect physical changes in the local molecular environment of fluorescent probes, with new acquisition and analysis routines. By changing imaging sequence, introducing a spectral model, and implementing efficient computer simulations, we improved the spectral resolution and bleaching correction reliability. These advances – combined with custom designed environmentally sensitive probes – enabled us to observe phase transitions of single liposomes (Figure 23), to detect membrane microdomains, i.e., molecular motional patterns, and to determine the local pH in different parts of the cell. With the new system we can now use photobleaching of the probes to obtain new molecular information, which we showed when studying the influence of the B<sub>2</sub> vitamin on cell-membrane resistance to external amphiphilic molecules. As a part of our cell-nanomaterial interaction research, we were investigating the rates and mechanisms of cells’ uptake of titanate nanoparticles. The system for micromanipulation was used for research on the dynamics and strength of cell attachment to macrostructured biomedical materials which are used as models for potential artificial tissue scaffolds.

In the area of the **design and synthesis of probes** (nitroxide, fluorophore and combination of both in the same molecule) in 2012 the focus was on the synthesis of fluorescent probes of the rhodamine type. Their fluorescence spectra are sensitive to changes of pH in the local environment. We have synthesized derivatives of rhodamine labelled mannose, showing high affinity for binding to DC-SIGN receptor on dendritic cells. Binding to the DC-SIGN receptor triggers the process of endocytosis. In this way we have prepared useful molecular tools for the study of cellular structures (e.g., lys-

osomes) and transport mechanisms (e.g., the proposed internalization of the HIV virus), which can be studied by fluorescence micro-spectroscopy. We continued with the development of fluorescent probes of the coumarin type that are sensitive to the local environment (polarity).

The interaction of cancerostatic perifosine (OPP) with different cell lines was investigated by EPR, using a home-developed computer program EPRSIM. Perifosine belongs to the group of alkylphospholipids, a new class of anticancer agents, targeting directly the cell membrane and not DNA and showing a selective apoptotic response in tumour cells, sparing normal cells. **The influence of OPP on the membrane fluidity** of OPP-resistant MCF7, and OPP-sensitive MT3 breast-cancer cell lines, as well as the accumulation of spin labelled OPP in cells was investigated. The results were compared to those obtained on mouse fibroblast (L929) cell lines. OPP increases the membrane fluidity of all cell lines. However, irrespective of the finding that spin-labelled OPP accumulates better in the sensitive MT3 cells as in the less sensitive MCF7 cells, the changes in membrane fluidity are less pronounced in MT3. Our results show no correlation between the cell membrane fluidity, its changes under the influence of OPP and the sensitivity of cells to OPP. The only correlation we found was between OPP sensitivity and the cell growth rate.

In collaboration with the Biotechnical Faculty of Ljubljana the properties of a new class of **liposomes prepared from archeal lipids** (archeosomes) was investigated by EPR and fluorescence spectroscopy. It was found that the pH of the growth medium in the range between pH6 and pH8 does not influence the fluidity of the archeosome membrane. By computer simulation of EPR spectra we have found that the membranes are heterogeneous, but become homogeneous at temperatures above 70°C.

In collaboration with the Veterinary Faculty of Ljubljana we introduced the EPR method with spin trap Fe(DETC)<sub>2</sub> to measure the production of a reactive **nitric oxide radical (NO)** in organs of **live animals**. We detected the formation of NO in organs of mice after a single oral gavage with live *Escherichia coli*. The measurements indicate an early systemic inflammatory response to the infection. Our investigations so far show EPR as a reliable and efficient method for the detection of NO radicals in living organisms.

One of our main activities is also the study of membrane structuring (Figure 24). In this respect it is important to note that different time and distance scales of methods can lead to very different conclusions regarding the stability of the heterogeneous structure of membranes. We are therefore trying to **study observed phenomena and processes with complementary methods**. This enables us to better understand the complex problems that we encounter. For example, beside the EPR method we have studied the interaction of cancerostatic OPP with lipid membranes also by attenuated total reflection Fourier transform infrared spectroscopy (ATR-FTIR). Consequently, we were able to confirm the influence of the composition of membranes on the level of OPP interaction with membranes. We were also able to exclude the influence of spin probes used in EPR on the OPP action, while no molecular probes are required for ATR-FTIR. The second example is the application of ATR-FTIR to examine the influence of protonation on the dynamics of the transformation of molecular bonds during the transition of a fluorescent dye from a cyclic to an open structure.

With the help of **molecular dynamics (MD)**, we calculated the difference in the rotational diffusion of spin labels attached to the peptide, and surrounded by water or membrane. These results are the key to improving the empirical approximations of **side-chain conformational space modelling (CSM)**. Such estimates allow us to significantly reduce the computational time needed for determining the size of the side-chain conformational space. This also enables us to solve inverse problems – for example, the structural characterization of membrane proteins. We found that the diffusion of the spin label in the membrane is approximately 5 to 10 times slower, but surprisingly the size of the available conformational space is very similar to the size available in water. We also used MD to **select the 17 most appropriate cysteine mutants** of a very interesting peptide, the N-terminal part of  $\beta$ -defensin, which has a different 3D structure in a membrane or water environment. Peptide synthesis is still relatively expensive; by using MD simulations we can estimate the **minimum number of key mutants** needed for structural characterization. The resulting structure

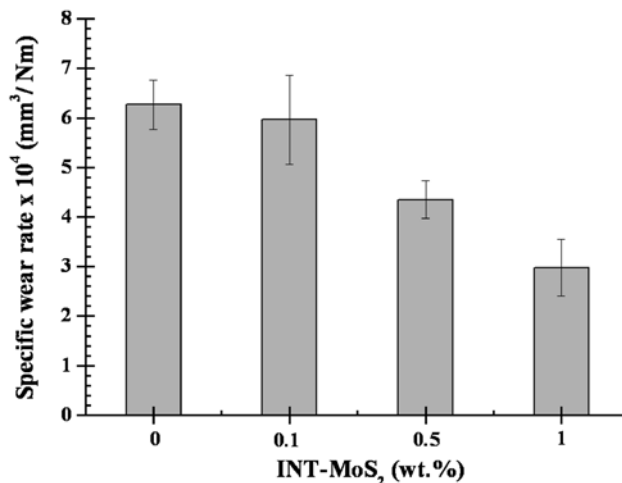


Figure 20. Wear of pure iPP and nanocomposites of iPP and MoS<sub>2</sub> nanotubes.

**In the article “Impact of altered venous hemodynamic conditions on the formation of platelet layers in thromboemboli” published in Thrombosis Research, we showed that the shape of platelet inclusions in the blood clot can also be influenced by the flow of blood in the area of the clot formation and not only by the biochemistry of the corresponding processes.**

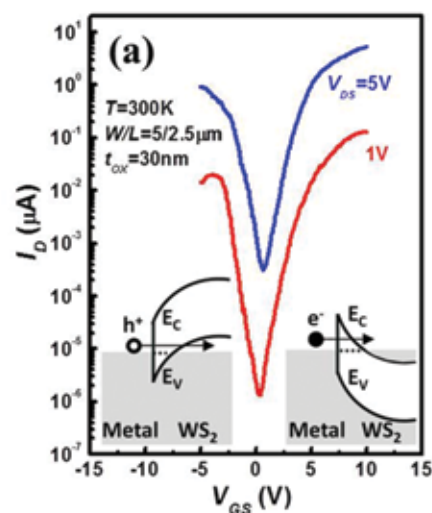


Figure 21. The drain current as a function of the gate voltage at different values of the gate voltage  $V_{GS}$  indicates  $\sim 10^3 \times$  on/off ratio. The scheme presents an electron and hole conduction mechanism as a function of gate polarity.

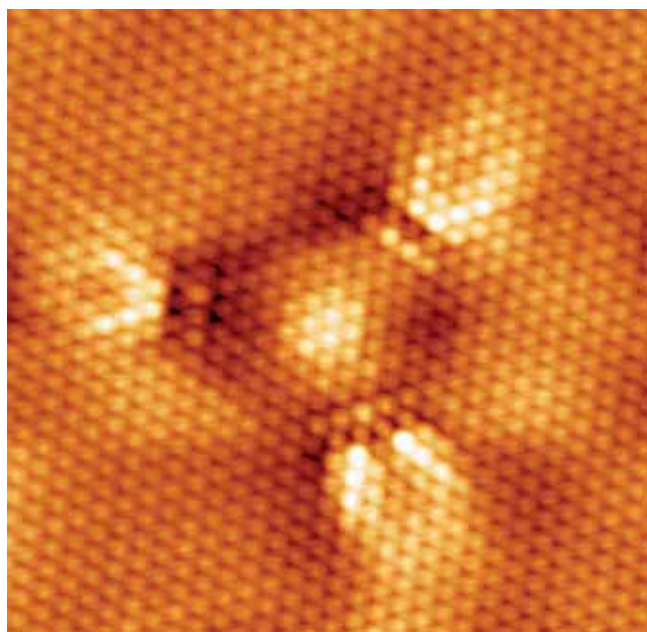


Figure 22. Atomic resolution STM image of Sb(111), showing a subsurface defect with 3-fold symmetry. (size  $12 \times 12 \text{ nm}^2$ ,  $I_t=76 \text{ mV}$ ,  $U_t=0.8 \text{ nA}$ ,  $T=5\text{K}$ )

will be compared to the results of NMR and will highlight the benefits of our (CSM) method for the structural characterization of membrane proteins.

We confirmed that the coating of **titanate nanomaterials** on polyethylene terephthalate (PET) exhibits antimicrobial activity, even when exposed to ordinary fluorescent lamps. In comparison with conventional disinfection processes, such as chemical and steam cleaning, maintaining clean surfaces with the antimicrobial coatings is potentially much less demanding and does not leave behind harmful chemical residues. Given the encouraging results of the antimicrobial activity of titanate nanocoatings, we started to develop a prototype of air and waste-water cleaners.

We have shown that **dimerization of factor Xa** plays an important role in the process of blood clotting or coagulation, in collaboration with researchers from the University of North Carolina. Our results demonstrate that the dimerization site and factor Va-binding site are both located in the catalytic domain of factor Xa and that these sites are linked thermodynamically. We assume that the linkage between the dimer interface and factor Va-binding regions of factor Xa may have a physiological significance in blood coagulation. We speculate that factor Xa dimerization is a mechanism that limits prothrombinase formation when blood clotting is undesirable. We are investigating this possibility using model membranes.

**Thrombolysis** is a process in which the addition of specific reagents to the bloodstream can dissolve blood clots. So far, thrombolysis was in the literature dealt primarily as a biochemical process. However, in the last few

years we have shown that mechanical forces on the flow of the blood clot are also very important for successful thrombolysis. Therefore, thrombolysis can also be regarded as a kind of corrosion-erosion process. In the past year we published two articles which present a model of thrombolysis as a corrosion-erosion process: "Analysis of blood clot degradation fragment sizes in relation to plasma flow velocity".

Magnetic resonance imaging is a useful tool to show the **heterogeneity of blood clots**. With this method we can distinguish between areas that are predominantly composed of platelets, and are resistive to thrombolysis and areas that are predominantly composed of red blood cells and are more susceptible to thrombolysis. In the published article, we showed that the shape of the platelet inclusions in the blood clot can be explained by the flow of blood in the area of clot formation: "Impact of altered venous hemodynamic conditions on the formation of platelet layers in thromboemboli. *Thromb. res.*, 2012, vol. 129, issue 2, str. 158-163."

Magnetic resonance imaging (MRI) was used to study **water distribution and its mobility** in the common bean during soaking at room temperature and cooking of pre-soaked and dry bean. To obtain the total water uptake, a combination of two MRI methods were used: a 3D RARE method that emphasizes the area where highly mobile (bulk) water is present and the signal of low mobile (bound) water is weak or even not observed and a 3D SPI method that emphasizes the area where water restricted in motion is present, but suppressing the bulk water signal owing to the short repetition time. It was shown that by the combination of the 3D SPI and the 3D RARE imaging techniques a complete insight into water distribution in the bean can be obtained and simultaneously tracing of mobile and bound water that penetrated into the bean seed is feasible.

**Controlled drug-delivery systems** are widely used in the pharmaceutical industry because of their numerous advantages. For hydrophilic polymers, it is generally accepted that, once in contact with body fluids, they hydrate and swell, forming a gel layer that regulates the penetration of body fluids into the tablet and the dissolution of the incorporated drug. Therefore, the knowledge of the gel layer characteristics is of crucial importance for the

use of controlled drug delivery systems. A combination of different MRI methods enables an accurate determination of the medium penetration into the tablet as well as hydrogel formation *in situ*. This approach has been used to determine the influence of the highly soluble incorporated drug in matrix tablets of xanthan on the kinetics

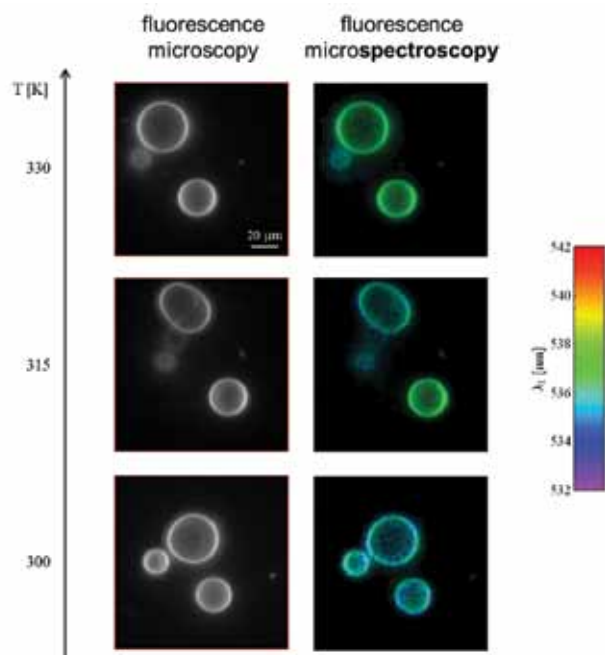


Figure 23. Comparison of fluorescence microscopy (left column) and micro-spectroscopy (right column; colours code the position of fluorescence spectrum maximum). Upon phase transition of DPPC liposomes, the spectrum of fluorescent probe SPP268 shifts for approx. 1.5 nm.



of medium penetration and hydrogel formation. The influence of the drug was studied in media with different pH and ionic strengths. The impact of the drug on the hydrogel thickness was found to be dependent on the medium conditions. The drug does not change the hydrogel thickness in a water medium, whereas in acid medium the presence of the drug results in thinner hydrogel. The increased ionic strength in water medium also leads to the formation of the thinner hydrogel layer, while the effect of NaCl in HCl pH 1.2 medium being very small.

Magnetic resonance imaging allows **monitoring of the distribution of electric current density** in the conductive samples. By using current images in several different arrangements of electrodes, it is possible to determine the electrical conductivity of the sample and consequently also the electric field for a given electrode arrangement. This is of paramount importance in **electroporation**, which is a method in which by the use of high voltage the cell membrane is a tissue that is made temporarily permeable and therefore absorbs more drugs than normally, as for example anti-cancer drugs.

**Magnetic resonance imaging** is also very efficient in showing soft tissues in teeth, especially **dental pulp** (Figure 25). This method can be used to study anatomy or dental pulp or may even be used to detect early effects of dental caries on the pulp. Latter can be detected by ADC mapping of the pulp region.

Our research has been supported by a number of international projects financed by the European Union within the Sixth and Seventh Frameworks. It was also supported within the bilateral Slovenian - USA, Slovenian - German and Slovenian - Greek and other scientific cooperations. In 2012, we had cooperations with 108 partners from Slovenia and abroad. Among them

- The high magnetic field centres in Grenoble, France, and Nijmegen, The Netherlands
  - The high magnetic field center at the University Florida, Tallahassee, Florida, USA
  - The ETH, Zürich, Switzerland
  - The Ioffe Institute in St. Petersburg, Russia
  - The University of Duisburg, the University of Mainz and the University of Saarbrücken in Germany
  - The University of California, the University of Utah and the Liquid Crystal Institute, Kent, Ohio, USA
  - National Institute for Research in Inorganic Materials, Tsukuba, Japan
  - NCSR Demokritos, Greece
  - Institut für Biophysik und Nanosystemforschung OAW, Graz, Austria
  - Bioénergétique et Ingénierie des Protéines, CNRS Marseille, France
  - Architecture et Fonction des Macromolécules Biologiques, CNRS Marseille, France
  - The Max Delbrück Center for Molecular medicine in Berlin
  - The Dartmouth Medical School, Hanover, NH, USA
  - The Mayo Clinic, Rochester, USA
- made the above studies possible.

### Some outstanding publications in 2012

1. Guttman, P., Rembein, S., Bittencourt, C., Umek, P., Ke, Xi., van Tandeloo, G., Ewels, Ch. P., Schneider, G.: Nanoscale spectroscopy with polarized X-rays by NEXAFS-TXM. *Nature Photonics* 6, 2012, pp. 25–29
2. Dolinšek, J.: Electrical and thermal transport properties of icosahedral and decagonal quasicrystals. *Chem. Soc. Rev.* 41, 2012, pp. 6730–6744
3. Pregelj, M., Zorko, A., Zaharko, O., Arčon, D., Komelj, M., Hillier, A. D., Berger, H.: Persistent spin dynamics Intrinsic to amplitude-modulated long-range magnetic order. *Phys. Rev. Lett.* 109, 2012, 227202-1-5
4. Novak, N., Pirc, R., Wencka, M., Kunjak, Z.: High-resolution calorimetric study of  $\text{PbMg}_{1/3}\text{Nb}_{2/3}\text{O}_3$  single crystal. *Phys. Rev. Lett.* 109, 2012, 037601-1-5
5. Zupančič, B., Diez-Berart, S., Finotello, D., Lavrentovich, O. D., Zalar, B.: Photoisomerization-controlled phase segregation in a submicron confined azonematic liquid crystal. *Phys. Rev. Lett.* 108, 2012, 257801-1-5
6. Vilfan, A.: Optimal shapes of surface slip driven self-propelled microswimmers. *Phys. Rev. Lett.* 109, 2012, 128105-1-5

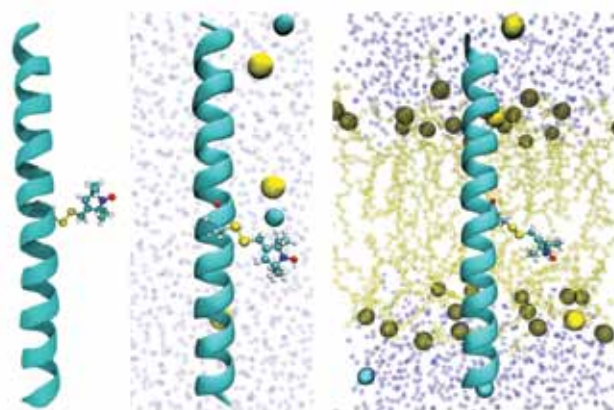


Figure 24. Spin label in three different environments: vacuum, water and membrane as calculated in MD.

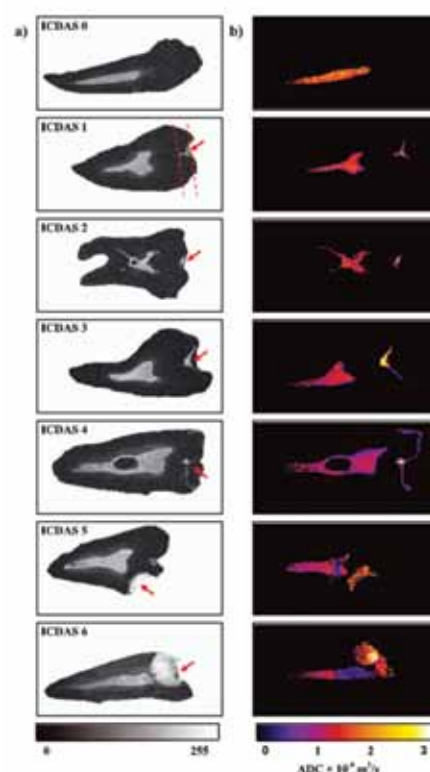


Figure 25. MRI image of a dental pulp in different stages of caries (lowest - ICDAS 0 to the maximum - ICDAS 6). Images on the left are T-weighted and show the anatomy of the dental pulp, images on the right are corresponding ADC maps in which regions affected by caries appear purple, while healthy pulp is in pink.

7. S. Mukhopadhyay, Martin Klanjšek, "Quantum-critical spin dynamics in quasi-one-dimensional antiferromagnets", *Phys. rev. lett.*, vol. 109, no. 17, pp. 177206-1- 177206-5, 2012.
8. Hwang, W. S., Remškar, M.: Transistors with chemically synthesized layered semiconductor  $WS_2$  exhibiting  $10^5$  room temperature modulation and ambipolar behavior. *Appl. Phys. Lett.* 101, 2012, 013107-1-4
9. Essone Mezeme, M., Kranjc, M., Bajd, F., Serša, I., Brosseau, Ch., Miklavčič, D.: Assessing how electroporation affects the effective conductivity tensor of biological tissues. *Appl. Phys. Lett.* 101, 2012, pp. 1–4
10. Bajd, F., Vidmar, J., Fabjan, A., Blinc, A., Kralj, E., Bizjak, N., Serša, I.: Impact of altered venous hemodynamic conditions on the formation of platelet layers in thromboemboli. *Thromb. Res.* 129, 2012, pp. 158–163

### Some outstanding publications in 2011

1. Zorko, A., Jeglič, P., Potočnik, A., Arčon, D., Balčytis, A., Jagličič, Z., Liu, X., Tchougreeff, A. L., Dronskowski, A. L.: Unconventional magnetism in a nitrogen-containing analog of cupric oxide. *Phys. Rev. Lett.* 107, 2011, 047208
2. Zorko, A., Pregelj, M., Potočnik, A., van Tol, J., Ozarowski, A., Simonet, V., Lejay, P., Petit, S., Ballou, R.: Role of antisymmetric exchange in selecting magnetic chirality in  $Ba_3NbFe_3Si_{20}$ . *Phys. Rev. Lett.* 107, 2011, 257203
3. Vallejos, S., Stoycheva, T., Umek, P., Navio, C., Snyders, R., Bittencourt, C., Llobet, E., Blackman, C., Moniz, S., Corrieg, X.: Au nanoparticle-functionalised  $WO_3$  nanoneedles and their application in high sensitivity gas sensor devices. *Chem. Commun. (Lond., 1996)* 47, 2011, p. 565
4. Kashimoto, S., Kocjan, A., Jagličič, Z., Jazbec, S., Iga, H., Ishimasa, T., Dolinšek, J.: Magnetic properties of s and hexagonal- $Mn_{10}Si_{18}Cr_6$  approximant phases of a dodecagonal quasicrystal. *Phys. Rev. B* 84, 2011, 224201
5. Loire, M., Simonet, V., Petit, S., Marty, K., Bordet, P., Lejay, P., Ollivier, J., Enderle, M., Steffens, P., Ressouche, E., Zorko, A., Ballou, R.: Parity-broken chiral spin dynamics in  $Ba_3NbFe_3Si_{20}$ . *Phys. Rev. Lett.* 106, 2011, 207201
6. Mikhaylov, G., Mikac, U., Magneva, A. A., Itin, I. V., Naiden, E. P., Psakhye, I. S., Babe, L., Reinheckel, T., Peters, C., Zeiser, R., Bogyo, M., Turk, V., Psakhye, S. G., Turk, B., Vasiljeva, O.: Ferri-liposomes as an MRI-visible drug-delivery system for targeting tumours and their microenvironment. *Nature Nanotechnology* 6, 2011, p. 594
7. Fukuda, J., Žumer, S.: Quasi-two-dimensional Skyrmion lattices in a chiral nematic liquid crystal. *Nature Communications* 2, 2011, p. 5
8. Fukuda, J., Žumer, S.: Ring defects in a strong confined chiral liquid crystal. *Phys. Rev. Lett.* 106, 2011, 097801
9. Čopar, S., Žumer, S.: Nematic braids: topological invariants and rewiring of disclinations. *Phys. Rev. Lett.* 106, 2011, 177801
10. Ravnik, M., Alexander, G. P., Yeomans, J. M., Žumer, S.: Three-dimensional colloidal crystals in liquid crystalline blue phases. *Proc. Natl. Acad. Sci. U. S. A.* 108, 2011, 5188
11. Tkalec, U., Ravnik, M., Čopar, S., Žumer, S., Mušević, I.: Reconfigurable knots and links in chiral nematic colloids. *Science (Wash. D.C.)* 333, 2011, p. 62
12. Osterman, N., Vilfan, A.: Finding the ciliary beating pattern with optimal efficiency. *Proc. Natl. Acad. Sci. U. S. A.* 108, 2011, 15727
13. Mušević, I., Žumer, S.: Liquid crystals : maximizing memory. *Nature Materials* 10, 2011, p. 266

### Awards and appointments

1. Primož Koželj: Prešern award of the Faculty of mathematics and Physics for Diploma thesis, University of Ljubljana, Ljubljana, Electrical, magnetic, and thermal properties of the  $\delta$ -FeZn10 complex intermetallic phase,
2. Samo Kralj: Golden sign, Maribor, University of Maribor
3. Miha Škarabot, Igor Mušević: Luckhurst Samulski Prize, Mainz, Liquid Crystals
4. Nikola Novak: Best paper award, Ljubljana, 4th Student Conference of the Jožef Stefan International Postgraduate School, Jožef Stefan International Postgraduate School
5. Gregor Posnjak: Prešern award of the Faculty of mathematics and Physics for Diploma thesis, Ljubljana, University of Ljubljana, Magnetic structure determination of one-dimensional antiferromagnet  $CuSe_{20}$  with neutron scattering
6. Brigita Rožič: Slovenian National L'oreal-UNESCO fellowship "For Women in Science 2012", Ljubljana, L'Oreal Slovenia d. o. o., Slovenian National commission for UNESCO and Slovenian Science Foundation
7. Uroš Tkalec: Glenn H. Brown Prize, Mainz, International Liquid Crystal Society

### Organization of conferences, congresses and meetings

1. Workshop on Assembling of Superstructures in Soft matter, Ljubljana, Slovenia, 11.-13. 10. 2012
2. 8th Physicists Conference in Basic Research, Rimske Toplice, Slovenia, 19. 10. 2012

### Patent granted

1. Igor Mušević, Matjaž Humar, Spherical liquid crystal laser, SI23567 (A), Urad RS za intelektualno lastnino, 31.5.2012

## INTERNATIONAL PROJECTS

1. NMR Spectrometer  
Korea Basic Science Institute  
Prof. Janez Dolinšek
2. MERCK - AFM investigations  
Merck KGaA  
Asst. Prof. Miha Škarabot
3. 7. FP - HIERARCHY: Hierarchical assembly in controllable matrices; 215851, PITN-GA-2008-215851  
European Commission  
Prof. Igor Muševič
4. 7. FP - UNCOSS: Underwater coastal sea surveyor  
European Commission  
Prof. Robert Blinc
5. 7. FP - DIAGNO-RAIL: Combining innovative portable visual, acoustic, magnetic and NMR Methods with In-situ chemical diagnostic tools for effective failure assessment and maintenance strategy of rail and subway systems  
European Commission  
Prof. Janez Dolinšek
6. FP - LEMSUPER: Light element molecular superconductivity: An interdisciplinary approach  
European Commission  
Prof. Denis Arčon
7. FP - ESNSTM: Electron spin noise scanning tunneling microscopy  
European Commission  
Prof. Janez Dolinšek
8. FP - NanoMag: Magnetic nanoparticles and thin films for spintronic applications and high performance permanent magnets  
European Commission  
Prof. Janez Dolinšek
9. Structure and mechanism of cytoplasmic dynein  
HFSP - International Human Frontier  
Asst. Prof. Andrej Vilfan
10. COST MP1003: ESNAM - European scientific network for artificial muscles  
COST Office  
Prof. Boštjan Zalar
11. COST; IMC-SRM: Network for intermetallic compounds as catalysts for steam reforming of methanol  
COST Office  
Prof. Janez Dolinšek
12. NATO ARW 984375: Magnetic resonance detection of explosives and illicit materials, 2.-7. 9. 2012, Turkey  
NATO  
Asst. Prof. Tomaž Apih
13. COST MP1201: Rational design of hybrid organic-inorganic interfaces: The next step towards advanced functional materials  
COST Office  
Dr. Polona Umek
14. Hierarchy Workshop 2012: Workshop on assembling of superstructures in soft matter  
Prof. Igor Muševič
15. Dielectric and electrocaloric properties of advanced relaxor dielectric polymer films and nanotubes  
Slovenian Research Agency  
Asst. Prof. Vid Bobnar
16. Geometrically frustrated quantum magnetism  
Slovenian Research Agency  
Dr. Andrej Zorko
17. BI-FR/11-12-PROTEUS-008: Novel states of matter induced by frustration in quantum magnets  
Slovenian Research Agency  
Dr. Andrej Zorko
18. Hydrogen storage in metal hydrides and nanomaterials  
Slovenian Research Agency  
Asst. Prof. Tomaž Apih
19. Factor Xa dimerization and its role in prothrombinase complex formation and activity on membrane surfaces  
Slovenian Research Agency  
Dr. Marjeta Šentjurc
20. Synthesis, microscopy characterization and magneto resonance study of new functional nanomaterials  
Slovenian Research Agency  
Dr. Polona Umek
21. BI-FR/12-13-PROTEUS-001: Unconventional ground states of quantum matter  
Slovenian Research Agency  
Dr. Martin Klanjšek
22. Exotic electronic properties arising from geometrical symmetry  
Slovenian Research Agency  
Prof. Denis Arčon

## RESEARCH PROGRAMS

1. Magnetic resonance and dielectric spectroscopy of „smart“ new materials  
Prof. Janez Dolinšek
2. Physics of soft matter, surfaces and nanostructures  
Prof. Slobodan Žumer
3. Experimental biophysics of complex systems  
Prof. Janez Stepišnik

## R & D GRANTS AND CONTRACTS

1. Dentin evolution detected by spectroscopic means  
Prof. Janez Štrancar
2. Novel ground states and quantum critical points in low-dimensional quantum spin systems  
Dr. Andrej Zorko
3. Use of nanoparticles as additives in lubricants and in tribology  
Prof. Maja Remškar
4. Optical microresonators based on liquid crystals  
Prof. Igor Muševič
5. New metallic materials for thermal storage of digital information  
Prof. Janez Dolinšek
6. Design, formulation and characterization of biomimetic nanocomposite systems for effective tissue regeneration  
Dr. Mojca Urška Mikac
7. Theory of the nematic nanodroplet and ordering of DNA, encapsidated in simple viruses  
Asst. Prof. Andrej Vilfan
8. Collective and molecular dynamics of photosensitive liquid crystal elastomers  
Prof. Boštjan Zalar
9. Advanced ferroelectric polymeric and inorganic materials: giant electrocaloric effect and transport properties  
Prof. Zdravko Kutnjak
10. Hydrogen storage in Zr-based metallic glasses  
Prof. Janez Dolinšek
11. New methods for the detection of N-14 nuclear quadrupole resonance  
Asst. Prof. Tomaž Apih
12. Molecular motors  
Asst. Prof. Andrej Vilfan
13. Superconductivity and magnetism in new iron-based superconductors  
Dr. Peter Jeglič
14. Three dimensional assembling of colloidal structures in mesophases  
Prof. Slobodan Žumer
15. Hybrid nanomaterials for low-friction polymer composites and energy conversion  
Prof. Maja Remškar
16. Study of food processing and preparation by magnetic resonance imaging and spectroscopy methods  
Prof. Igor Serša
17. Textured ceramic films for sensors and actuators  
Prof. Zdravko Kutnjak
18. Use of green energy sources: New functional nanomaterials on the base of polyoxometalates and TiO<sub>2</sub> nanostructures for production of hydrogen by catalytic oxidation of water - NANOLEAF  
Dr. Polona Umek
19. Oligomers of amyloidogenic proteins from a to z: biophysical properties, structure, function and mutual interactions  
Asst. Prof. Miha Škarabot
20. Biotechnological processes of treatment of lignocellulosic materials  
Prof. Janez Štrancar
21. Behaviour of dissipative systems under extreme thermo-mechanical loading  
Dr. Matej Pregelj
22. Eye Protection  
Dr. Janez Pirš
23. New materials for power conversion: Oxide semiconductor thermoelectrics  
Prof. Boštjan Zalar
24. A spectrometer for automatic <sup>14</sup>N nuclear quadrupole resonance characterization of new substances  
Dr. Alan Gregorovič
25. TABANA: Targeting antimicrobial activity via micro/nano-structured surfaces for civil applications  
Prof. Janez Štrancar
26. Nanomaterials and Scaffolds preparation and characterization  
Prof. Janez Štrancar
27. CONPHIRMER: Counterfeit pharmaceuticals interception using radiofrequency methods in realtime  
Asst. Prof. Tomaž Apih

## NEW CONTRACTS

1. A spectrometer for automatic  $^{14}\text{N}$  nuclear quadrupole resonance characterization of new substances  
Gorenje Household Appliances, d. d.  
Dr. Alan Gregorovič
2. CONPHIRMER: Counterfeit pharmaceuticals interception using radiofrequency methods in realtime

- Jožef Stefan International Postgraduate School  
Prof. Igor Muševič
3. AFM analyses  
Lek, d. d.  
Prof. Igor Muševič

## VISITORS FROM ABROAD

1. Dr. Helena Godinho, Instituto Superior de Technico, Lisbon, Portugal, 15.-21. 1. 2012
2. Dr. Pedro Sebastiao, Instituto Superior de Technico, Lisbon, Portugal, 15.-21. 1. 2012
3. Dr. Igor Gvozdosky, Institute of Physics, National Academy of Sciences of Ukraine, Kyiv, Ukraine, 23. 1.-17. 2. 2012
4. Dr. Vassilios Tzitzios, Institute Demokritos, Athens, Greece, 2. 2.-2. 4. 2012
5. Yulia Pivovarova, IOFFE Physical Technical Institute, Saint Petersburg, Russian Federation, 19.-29. 2. 2012, 14. 10.-24. 11. 2012
6. Prof. Yishay Manassen, Department of Physics, Ben Gurion University, Beersheba, Israel, 19.-22. 2. 2012
7. Dr. Magdalena Wencka, Institute of Molecular Physics, Polish Academy of Sciences, Poznan, Poland, 1.-31. 3. 2012, 15. 9.-15. 10. 2012
8. Dr. Sebastian Turczynski, Institute of Electronic Materials Technology, Warsaw, Poland, 1.-31. 3. 2012
9. Dr. Hae Jin Kim, Nano-Energy Materials Team, Korea Basic Science Institute, Daejeon, South Korea, 1. 3.-28. 2. 2013
10. Dr. Andriy Nych, Institute of Physics, National Academy of Science of Ukraine, Kyiv, Ukraine, 1. 3.-10. 4. 2012, 27. 5.-15. 7. 2012, 30. 9.-31. 10. 2012
11. Dr. Uliana Ognysta, Institute of Physics, National Academy of Science of Ukraine, Kyiv, Ukraine, 1. 3.-10. 4. 2012, 27. 5.-15. 7. 2012, 30. 9.-31. 10. 2012
12. Dr. David Wilkes, Merck KGaA, Dermstadt, Germany, 5.-8. 3. 2012, 25.-29. 6. 2012, 15.-19. 10. 2012
13. Dr. Michael Wittek, Merck KGaA, Dermstadt, Germany, 5.-8. 3. 2012, 25.-29. 6. 2012, 15.-19. 10. 2012
14. Dr. Mutsuo Igarashi, Department of Applied Physics, Gunma National college of Technology, Maebashi, Japan, 10. 3.-15. 3. 2012
15. Dr. Sergio Diez, Dept. of Physics and Nuclear Engineering, Technical University of Catalonia, Barcelona, Spain, 19.-23. 3. 2012
16. Prof. George Nounesis, Institute Demokritos, Athens, Greece, 29. 3.-2. 4. 2012
17. Nerea Sebastian Ugarteche, Dpto. Fisica Aplicada II, Facultad de Ciencia y Tecnologia, Universidad del Pais Vasco UPV/EHU, Leioa, Spain, 19. 3.-19. 6. 2012
18. Dr. Nikolaus Nestle, BASF, Heidelberg, Germany, 24.-27. 4. 2012
19. Dr. Surajit Dhara, School of Physics, Hyderabad, Andhra Pradesh, India, 29. 4.-15. 6. 2012
20. Dr. Jin Bae Lee, Korea Basic Science Institute, Daejeon, South Korea, 14. 5.-21. 5. 2012
21. Dr. Won G. Hong, Korea Basic Science Institute, Daejeon, South Korea, 14. 5.-21. 5. 2012
22. Songi Han, Korea Basic Science Institute, Daejeon, South Korea, 14. 5.-21. 5. 2012
23. Giorgio Mirri, Radboud University Nijmegen, Nijmegen, Netherlands, 14. 5.-3. 6. 2012, 8.-23. 7. 2012
24. Laura Cattaneo, Radboud University Nijmegen, Nijmegen, Netherlands, 4.-16. 6. 2012, 9.-15. 7. 2012.
25. Prof. Stephan Herminghaus, Max Planck Institute, University of Gottingen, Gottingen, Germany, 5.-8. 6. 2012
26. Prof. Katsumi Tanigaki, Department of Physics, Tohoku University, Sendai, Japan, 4.-6. 7. 2012
27. Dr. Silviu Preda, Ilie Murguescu Institute of Physical Chemistry of the Romanian Academy, Bucharest, Romania, 16.-27. 7. 2012
28. Dr. Mutsuo Igarashi, Department of Applied Physics, Gunma National college of Technology, Maebashi, Japan, 21. 7.-5. 8. 2012
29. Dr. Mirta Herak, Institute of Physics, Zagreb, Croatia, 12.-13. 9. 2012
30. Dr. Valentina Domenici, Dipartimento di Chimica e Chimica Industriale, Universita di Pisa, Pisa, Italy, 1.-6. 10. 2012
31. Prof. Eung Je Woo, Kyung Hee University of Suwon, Impedance Imaging Research Center, Seoul, South Korea, 13.-16. 11. 2012
32. Prof. Jin Keun Seo, Yonsei University, Seoul, South Korea, 13.-16. 11. 2012
33. Prof. Oh In Kwon, Kunkuk University, Seoul, South Korea, 13.-16. 11. 2012
34. Dr. Steffen Kraemer, Le Centre National de la Recherche Scientifique, Le Laboratoire National des Champs Magnetiques Intenses, Grenoble, France, 2.-6. 12. 2012

## STAFF

### Researchers

1. Asst. Prof. Tomaž Apih
2. Prof. Denis Arčon\*
3. Asst. Prof. Vid Bobnar
4. Prof. Janez Dolinšek\*
5. Dr. Cene Filipič
6. Dr. Alan Gregorovič
7. Dr. Peter Jeglič
8. Dr. Martin Klanjšek
9. Prof. Samo Kralj\*
10. Prof. Zdravko Kutnjak
11. Prof. Adrijan Levstik, retired 29.07.12
12. Dr. Mojca Urška Mikac
13. Prof. Igor Muševič\*, Head
14. Dr. Janez Pirš
15. Asst. Prof. Dušan Ponikvar\*, left 01.10.12
16. Prof. Albert Prodan, retired 01.03.12
17. Prof. Maja Remškar
18. Prof. Janez Seliger\*
19. Prof. Igor Serša
20. Prof. Janez Stepišnik
21. Asst. Prof. Miha Škarabot
22. Prof. Janez Štrancar
23. Prof. Jurij Franc Tasič\*
24. Dr. Polona Umek
25. Dr. Herman Josef Petrus Van Midden
26. Asst. Prof. Andrej Vilfan
27. Prof. Boštjan Zalar
28. Prof. Aleksander Zidanšek
29. Dr. Andrej Zorko
30. Prof. Slobodan Žumer\*
31. Asst. Prof. Zoran Arsov
32. Daniele Biglino, B. Sc.

33. Dr. Matej Bobnar
34. Dr. Anton Gradišek
35. Dr. Matjaž Humar
36. Dr. Andreja Jelen, left 01.10.12
37. Dr. Tilen Koklič
38. Dr. Stane Pajk\*
39. Dr. Matej Pregelj
40. Dr. Brigita Rožič
41. Dr. Uroš Tkalec
42. Dr. Jernej Vidmar\*
43. Dr. Stanislav Vrtnik
44. Dr. Blaž Zupančič
45. Dr. Erik Zupanič
46. Kristjan Anderle, B. Sc.
47. Franci Bajd, B. Sc.
48. Nina Bizjak, B. Sc.
49. Goran Casar, B. Sc.
50. Ana Dergan, B. Sc.
51. Andreja Eršte, B. Sc.
52. Maja Garvas, B. Sc.
53. Dr. Ivan Iskra, left 01.06.12
54. Simon Jazbec, B. Sc.
55. Dalija Jesenek, B. Sc.
56. Andrej Kocan\*\*
57. Primož Koželj, B. Sc.
58. Andraž Krajnc, B. Sc., left 01.12.12
59. Marta Lavrič, B. Sc.
60. Ajasja Ljubetič, B. Sc.
61. Olga Malgina, B. Sc.
62. Bojan Marin\*, M. Sc.
63. Jerneja Milavec, B. Sc.
64. Jana Milenkovič, B. Sc.
65. Nikola Novak, B. Sc.

66. Dr. Adam Ostrowski  
 67. Gregor Posnjak, B. Sc.  
 68. Anton Potočnik, B. Sc.  
 69. Andraž Rešetič, B. Sc.  
 70. Melita Rutar, B. Sc.  
 71. Dr. Yuji Sasaki, left 01.11.12  
 72. Maja Trček, B. Sc.  
 73. Bernarda Urankar, B. Sc.  
 74. Iztok Urbančič, B. Sc.  
 75. Bojana Višič, B. Sc.  
**Technical officers**  
 76. Maja Česarek, B. Sc.  
 77. Marko Đorić, B. Sc.  
 78. Venkata Subba Rao Jampani, M. Sc.  
 79. Sandra Kure, B. Sc., left 18.06.12  
 80. Ivan Kvasič, B. Sc.  
 81. Bojan Ložar, B. Sc., died 16.01.12  
 82. Alma Mehle, B. Sc.  
 83. Maryam Nikkhou, M. Sc.  
 84. Milan Rožmarin, B. Sc.

85. Dr. Anna Ryzhkova  
**Technical and administrative staff**  
 86. Andreja Berglez, B. Sc.  
 87. Barbara Hrovatin, B. Sc.  
 88. Dražen Ivanov  
 89. Janez Jelenc, B. Sc.  
 90. Davorin Kotnik  
 91. Jože Luzar  
 92. Silvano Mendizza  
 93. Janja Milivojević  
 94. Iztok Ograjšek  
 95. Silvija Pirš, retired 29.12.12  
 96. Ana Sepe, B. Sc.  
 97. Marjetka Tršinar  
 98. Veselko Tihidrag Žagar, B. Sc., retired 28.07.12

Note:

- \* part-time JSI member  
 \*\* postgraduate financed by industry

# BIBLIOGRAPHY

## ORIGINAL SCIENTIFIC ARTICLE

- Gerardo Abbandonato, Donata Catalano, Valentina Domenici, Boštjan Zalar, "  $^2\text{H}$  NMR orientational study of a probe dissolved in nematic solution and, used as crosslinker, in a liquid crystalline elastomer", *Liq. Cryst.*, vol. 39, no. 2, pp. 165-174, 2012.
- Tetsuo Asaji, Joshiharu Ito, Janez Seliger, Veselko Žagar, Anton Gradišek, Tomaž Apih, "Phase transition and ring-Puckering motion in a metal organic perovskite  $[(\text{CH}_2)_3\text{NH}_2][\text{Zn}(\text{HCOO})_3]$ ", *J. phys. chem., A Mol. spectrosc. kinet. environ. gen. theory*, vol. 116, no. 51, pp. 12422-12428, 2012.
- Franci Bajd, Matej Kranjc, Damijan Miklavčič, Igor Serša, "Current density imaging during tissue electroporation", *Pril. - Maked. akad. nauk. umet., Odd. biol. med. nauki*, vol. 33, no. 1, pp. 367-372.
- Franci Bajd, Igor Serša, "A concept of thrombolysis as a corrosion-erosion process verified by optical microscopy", *Microcirc. (N.Y. N.Y. 1994)*, vol. 19, no. 7, pp. 632-641, 2012.
- Franci Bajd, Jernej Vidmar, Aleš Blinc, Igor Serša, "Analysis of blood clot degradation fragment sizes in relation to plasma flow velocity", *Gen. physiol. biophys.*, vol. 31, no. 3, pp. 237-245, 2012.
- Franci Bajd, Jernej Vidmar, Andrej Fabjan, Aleš Blinc, Eduard Kralj, Nina Bizjak, Igor Serša, "Impact of altered venous hemodynamic conditions on the formation of platelet layers in thromboemboli", *Thromb. res.*, vol. 129, issue 2, pp. 158-163, 2012.
- Michael Philip Beeston *et al.* (6 authors), "Chemical and morphological characterization of aerosol particles at Mt. Krvavec, Slovenia, during the Eyjafjallajökull Icelandic volcanic eruption", *Environ. sci. pollut. res. int.*, vol. 19, no. 1, pp. 235-243, 2012.
- Carla Bittencourt, Peter Krüger, Maureen J. Lagos, Xiaoxing Ke, Gustaaf Van Tendeloo, Christopher Paul Ewels, Polona Umek, Peter Guttman, "Towards atomic resolution in sodium titanate nanotubes using near-edge X-ray-absorption fine-structure spectromicroscopy combined with multichannel multiple-scattering calculations", *Beilstein j. nanotechnol.*, vol. 3, pp. 789-797, 2012.
- Matej Bobnar, Peter Jeglič, Martin Klanjšek, Zvonko Jagličič, Magdalena Wencka, Petar Popčević, Jovica Ivkov, Denis Stanić, Ana Smontara, Peter Gille, Janez Dolinšek, "Intrinsic anisotropic magnetic, electrical, and thermal transport properties of d-Al-Co-Ni decagonal quasicrystals", *Phys. rev., B, Condens. matter mater. phys.*, vol. 85, no. 2, pp. 024205-1-024205-11, 2012.
- Vid Bobnar, X. Li, Goran Casar, Andreja Eršte, Sebastjan Glinšek, X. Qian, Q. M. Zhang, "Tailoring electrically induced properties by stretching relaxor polymer films", *J. appl. phys.*, vol. 111, no. 8, pp. 083515-1-083515-4, 2012.
- Janez Buh, Paul J. McGuinness, Nina Daneu, Denis Arčon, "Hydrogenation of the high-coercivity Nd-Fe-Al amorphous alloy", *Intermetallics (Barking)*, vol. 31, pp. 152-156, 2012.
- George Cordoyiannis, Dominic Kramer, Marta Lavrič, Heino Finkelmann, Zdravko Kutnjak, "Calorimetric investigation of the isotropic to smectic-A phase transition of smectic liquid-crystalline elastomers", In: Proceedings of the 11th European Conference on Liquid Crystals, ECLC 2011, 6-11 February 2011, Maribor, Slovenia, *Molecular crystals and liquid crystals*, vol. 553, no. 1, pp. 193-198, 2012.
- Simon Čopar, Tine Porenta, Venkata Subba R. Jampani, Igor Mušević, Slobodan Žumer, "Stability and rewiring of nematic braids in chiral nematic colloids", *Soft matter*, vol. 8, iss. 33, pp. 8595-8600, 2012.
- Simon Čopar, Slobodan Žumer, "Topological and geometric decomposition of nematic textures", *Phys. rev., E Stat. nonlinear soft matter phys. (Print)*, vol. 85, issue 3, pp. 031701-1-031701-7, 2012.
- Katarina Čirić, Andraž Kocjan, Anton Gradišek, Vasilij J. Koteski, Ana M. Kalijadis, Valentin Ivanovski, Zoran V. Laušević, Dragica Lj. Stojić, "A study on crystal structure, bonding and hydriding properties of Ti-Fe-Ni intermetallics - behind substitution of iron by nickel", *Int. j. hydrogen energy*, vol. 37, no. 10, pp. 8408-8417, 2012.
- Jayasri Dontabhaktuni, Miha Ravnik, Slobodan Žumer, "Shape-tuning the colloidal assemblies in nematic liquid crystals", *Soft matter*, vol. 8, issue 5, pp. 1657-1663, 2012.
- Nataša Drnovšek, Katja Rade, Radmila Milačič, Janez Štrancar, Saša Novak, "The properties of bioactive  $\text{TiO}_2$  coatings on Ti-based implants", *Surf. coat. technol.*, vol. 209, pp. 177-183, 2012.
- Andreja Eršte, Xian-Zhong Chen, Cheng-Liang Jia, Qun-Dong Shen, Vid Bobnar, "Dielectric investigations of relaxor reduced poly(vinylidene fluoride-trifluoroethylene) copolymer in DC bias electric field", In: Proceedings of the 12th European Meeting on Ferroelectricity, EMF12, June 26th - July 1st 2011, Bordeaux, France, *Ferroelectrics*, vol. 427, pp. 157-162, 2012.
- Andreja Eršte, Xian-Zhong Chen, Z.-X. Cheng, Qun-Dong Shen, Vid Bobnar, "Structural and dielectric properties of poly(vinylidene fluoride)-based terpolymer/copolymer blends developed on aluminum foil", *J. appl. phys.*, vol. 112, no. 5, pp. 053505-1-053505-5, 2012.
- Melvin Essone Mezeme, Matej Kranjc, Franci Bajd, Igor Serša, Christian Brosseau, Damijan Miklavčič, "Assessing how electroporation affects the effective conductivity tensor of biological tissues", *Appl. phys. lett.*, vol. 101, no. 21, pp. 1-4, 2012.
- Cene Filipič, A. Muguš-Milankovič, L. Pavič, M. Karabulut, Adrijan Levstik, "Polarons in boron doped iron phosphate glasses", *J. non-cryst. solids*, vol. 358, no. 20, pp. 2793-2795, 2012.
- Cene Filipič, A. Muguš-Milankovič, L. Pavič, K. Srilatha, N. Veeraiah, Adrijan Levstik, "Polaronic behavior of MnO doped  $\text{LiI} - \text{AgI} - \text{B}_2\text{O}_3$  glass", *J. appl. phys.*, vol. 112, no. 7, pp. 073705-1-073705-3, 2012.
- Tomaž Finkšt, Jurij F. Tasič, Marjeta Terčelj-Zorman, Matej Zajc, "Autofluorescence bronchoscopy image processing in the selected colour spaces", *Stroj. vestn.*, vol. 58, no. 9, pp. 501-508, 2012.
- Albert Frish, K. Aikawa, M. Mark, A. Rietzler, J. Schindler, Erik Zupanič, R. Grimm, F. Ferlaino, "Narrow-line magneto-optical trap for erbium", *Phys. rev., A*, vol. 85, no. 5, pp. 051401-1-051401-5, 2012.
- Marko Gosak, Matjaž Perc, Samo Kralj, "The impact of static disorder on vibrational resonance in a ferroelectric liquid crystal", In: Proceedings of the 11th European Conference on Liquid Crystals,

- ECLC 2011, 6-11 February 2011, Maribor, Slovenia, *Molecular crystals and liquid crystals*, vol. 553, no. 1, pp. 13-20, 2012.
26. Biljana Govedarica, Tamás Sovány, Klára Pintyé-Hodi, Miha Škarabot, Saša Baumgartner, Igor Muševič, Stanko Srčič, "Addressing potent single molecule AFM study in prediction of swelling and dissolution rate in polymer matrix tablets", *Eur. j. pharm. biopharm.*, vol. 80, no. 1, pp. 217-225, 2012.
  27. Peter Guttman, Stefan Rembein, Carla Bittencourt, Polona Umek, Xiaoxing Ke, Gustaaf Van Tendeloo, Christopher Paul Ewels, G. Schneider, "Nanoscale spectroscopy with polarized X-rays by NEXAFS-TXM", *Nat. photonics (Print)*, vol. 6, no. 1, pp. 25-29, 2012.
  28. Wan Sik Hwang *et al.* (11 authors), "Transistors with chemically synthesized layered semiconductor WS<sub>2</sub> exhibiting 10<sup>5</sup> room temperature modulation and ambipolar behavior", *Appl. phys. lett.*, vol. 101, no. 1, pp. 013107-1-013107-4, 2012.
  29. Simon Jazbec, P. Koželj, Stanislav Vrtnik, Zvonko Jagličič, Petar Popčević, Jovica Ivkov, D. Stanić, Ana Smontara, Michael Feuerbacher, Janez Dolinšek, "Electrical, magnetic, and thermal properties of the δ - FeZn<sub>10</sub> complex intermetallic phase", *Phys. rev., B, Condens. matter mater. phys.*, vol. 86, no. 6, pp. 064205-1-064205-8, 2012.
  30. Andreja Jelen, Vili Bukošek, Janez Dolinšek, "Viscoelastic properties and reinforcement performance of the MoS<sub>2</sub> nanotubes-polymer composite", *International journal of material science*, vol. 2, no. 1, pp. 20-26, 2012.
  31. Janez Jelenc, Maja Remškar, "Friction on a single MoS<sub>2</sub> nanotube", *Nanoscale research letters*, vol. 7, pp. 208-1-208-17, 2012.
  32. Miran Jeromel, Vladimir Jevtič, Igor Serša, Matija Tomšič, Matija Tomšič, "Quantification of synovitis in the cranio-cervical region: dynamic contrast enhanced and diffusion weighted magnetic resonance imaging in early rheumatoid arthritis: a feasibility follow up study", *Eur. j. radiol.*, vol. 81, no. 11, pp. 3412-3419, 2012.
  33. Dalija Jesenek, Ivan Gerlič, Anja Višnikar, Robert Repnik, Samo Kralj, "Thin nematic films: laboratory of physics for topological defects", In: Proceedings of the 11th European Conference on Liquid Crystals, ECLC 2011, 6-11 February 2011, Maribor, Slovenia, *Molecular crystals and liquid crystals*, vol. 553, no. 1, pp. 153-160, 2012.
  34. Dalija Jesenek, Šárka Perutková, Veronika Kralj-Iglič, Samo Kralj, Aleš Iglič, "Exocytotic fusion pore stability and topological defects in the membrane with orientational degree of ordering", *Cell Calcium*, vol. 52, no. 3/4, pp. 277-282, 2012.
  35. Mitjan Kalin, Janez Kogovšek, Maja Remškar, "Mechanisms and improvements in the friction and wear behavior using MoS<sub>2</sub> nanotubes as potential oil additives", *Wear*, vol. 280/281, iss. [4], pp. 36-45, 2012.
  36. Martin Klanjšek, Anton Gradišek, Andraž Kocjan, Matej Bobnar, Peter Jeglič, Magdalena Wencka, Zvonko Jagličič, Petar Popčević, Jovica Ivkov, Ana Smontara, Peter Gille, M. Armbrüster, Yuri Grin, Janez Dolinšek, "PdGa intermetallic hydrogenation catalyst: an NMR and physical property study", *J. phys. Condens. matter*, vol. 24, no. 8, pp. 085703-1-085703-9, 2012.
  37. Andraž Kocjan, Anton Gradišek, Nina Daneu, Tomaž Apih, Paul J. McGuinness, Spomenka Kobe, "Structural and magnetic changes in hydrogenated TiFe<sub>1-x</sub>Ni<sub>x</sub> alloys", *J. magn. magn. mater.*, vol. 324, issue 13, pp. 2043-2050, 2012.
  38. Tilen Koklič, Janez Štrancar, "Lysolipid containing liposomes for transendothelial drug delivery", *BMC research notes*, vol. 5, art. no. 139, 7 pp., april 2012.
  39. Samo Kralj, George Cordoyiannis, Dalija Jesenek, Aleksander Zidanšek, Gojmir Lahajnar, Nikola Novak, Heinz Amenitsch, Zdravko Kutnjak, "Dimensional crossover and scaling behavior of a smectic liquid crystal confined to controlled-pore glass matrices", *Soft matter*, vol. 8, issue 8, pp. 2460-2470, 2012.
  40. Samo Kralj, Robert Repnik, "Patterns in symmetry breaking transitions", In: *Philosophy of mind and cognitive modelling in education - 2012*, (Problems of education in the 21st century, vol. 46), Vincentas Lamanaukas, ed., Siauliai, Scientific Methodological Center Scientia Educologica, 2012, pp. 74-84.
  41. Matej Kranjc, Franci Bajd, Igor Serša, Eung Je Woo, Damijan Miklavčič, "Ex vivo and in silico feasibility study of monitoring electric field distribution in tissue during electroporation based treatments", *PLoS one*, vol. 7, no. 9, pp. 1-8, Sep. 2012.
  42. Jolanta N. Latosińska, M. Latosińska, Janez Seliger, Veselko Žagar, "An innovative method for the non-destructive identification of photodegradation products in solid state: <sup>1</sup>H-<sup>14</sup>N NMR-NQR and DFT/QTAIM study of photodegradation of nifedipine (anti-hypertensive) to nitrosonifedipine (potential anti-oxidative)", *Eur. j. pharm. sci.*, vol. 47, iss. 1, pp. 97-107, 2012.
  43. Jolanta N. Latosińska, M. Latosińska, Janez Seliger, Veselko Žagar, J. K. Maurin, Z. Kazimierzczuk, "Nature of isomerism of solid isothioureia salts, inhibitors of nitric oxide synthases, as studied by <sup>1</sup>H-<sup>14</sup>N quadrupole double resonance, x-ray, and density functional theory/quantum theory of atoms and molecules", *J. phys. chem., A Mol. spectrosc. kinet. environ. gen. theory*, vol. 116, issue 5, pp. 1445-1463, 2012.
  44. Jolanta N. Latosińska, M. Latosińska, Marzena Agnieszka Tomczak, Janez Seliger, Veselko Žagar, J. K. Maurin, "Conformations and intermolecular interactions pattern in solid chloroxylenol and triclosan (API of anti-infective agents and drugs): a 35Cl NQR, <sup>1</sup>H-<sup>14</sup>N NQR, x-ray and DFT/QTAIM study", *Magn. reson. chem.*, vol. 50, pp. 89-105, 2012.
  45. Jolanta N. Latosińska, Janez Seliger, Veselko Žagar, D. V. Burchardt, "A comparative study of the hydrogen-bonding patterns and prototropism in solid 2-thiocytosine (potential antileukemic agent) and cytosine, as studied by <sup>1</sup>H-<sup>14</sup>N NQR and QTAIM/ DFT", *J. mol. model.*, vol. 18, no. 1, pp. 11-26, 2012.
  46. Andrija Lebar, George Cordoyiannis, Zdravko Kutnjak, Boštjan Zalar, "The isotropic-to-nematic conversion in liquid crystalline elastomers", *Adv. polym. sci.*, vol. 250, pp. 147-185, 2012.
  47. Jin Bae Lee, Won G. Hong, Hae Jin Kim, Zvonko Jagličič, Simon Jazbec, Magdalena Wencka, Andreja Jelen, Janez Dolinšek, "Canted antiferromagnetism on a nanodimensional spherical surface geometry: the case of MnCO<sub>3</sub> small hollow nanospheres", *Phys. rev., B, Condens. matter mater. phys.*, vol. 86, no. 22, pp. 224407-1-224407-11, 2012.
  48. Marko Likon, Maja Remškar, Vilma Ducman, Franc Švegl, "Populus seed fibers as a natural source for production of oil super absorbents", *J. environ. manag.*, 1-10 pp., 2012.
  49. Sheng-Guo Lu, Brigita Rožič, Q. M. Zhang, Zdravko Kutnjak, Raša Pirc, "Electrocaloric effect in ferroelectric polymers: [invited paper]", *Appl. phys., A, Mater. sci. process. (Print)*, vol. 107, no. 3, pp. 559-566, 2012.
  50. Alberto Marini, Blaž Zupančič, Valentina Domenici, Benedetta Mennucci, Boštjan Zalar, Carlo Alberto Veracini, "A photosensitive liquid crystal studied by <sup>14</sup>N NMR, <sup>2</sup>H NMR, and DFT calculation", *ChemPhysChem*, vol. 13, no. 17, pp. 3958-3965, 2012.
  51. Urška Mikac, Ana Sepe, Julijana Kristl, Saša Baumgartner, "The use of a combination of different MR methods to study swelling of hydrophilic xanthan matrix tablets at different pHs", *Pril. - Maked. akad. nauk. umet., Odd. mat.-teh. nauki*, vol. 33, no. 1, pp. 391-395, 2012.
  52. Maja Milfelner, Milan Ambrožič, Marjan Krašna, Matej Cvetko, Aleksander Zidanšek, Robert Repnik, "Visualization of nematic director field with the RGB color system", In: Proceedings of the 11th European Conference on Liquid Crystals, ECLC 2011, 6-11 February 2011, Maribor, Slovenia, *Molecular crystals and liquid crystals*, vol. 553, no. 1, pp. 50-57, 2012.
  53. S. Mukhopadhyay, Martin Klanjšek, "Quantum-critical spin dynamics in quasi-one-dimensional antiferromagnets", *Phys. rev. lett.*, vol. 109, no. 17, pp. 177206-1-177206-5, 2012.
  54. Mohammed Naffakh, Ana M. Díez-Pascual, Maja Remškar, Carlos Marco, "New inorganic nanotube polymer nanocomposites: improved thermal, mechanical and tribological properties in isotactic polypropylene incorporating INT - MoS<sub>2</sub>", *J. mater. chem.*, vol. 22, no. 33, pp. 17002-17010, 2012.
  55. Cristina Navío *et al.* (11 authors), "Gold clusters on WO<sub>3</sub> nanoneedles grown via AACVD: XPS and TEM studies", *Mater. chem. phys.*, vol. 134, issue 2-3, pp. 809-813, 2012.
  56. Nikola Novak, George Cordoyiannis, Zdravko Kutnjak, "Dielectric and heat capacity study of (Pb(Mg<sub>1/3</sub>Nb<sub>2/3</sub>)O<sub>3</sub>)<sub>0.74</sub>(PbTiO<sub>3</sub>)<sub>0.26</sub> ferroelectric relaxor near the cubic-tetragonal-Rhombohedral triple point", In: Proceedings of the 12th European Meeting on Ferroelectricity, EMF12, June 26th - July 1st 2011, Bordeaux, France, *Ferroelectrics*, vol. 428, no. 1, pp. 43-48, 2012.
  57. Nikola Novak, Raša Pirc, Zdravko Kutnjak, "Impact of the electric field on the freezing dynamics of Pb(Mg<sub>1/3</sub>Nb<sub>2/3</sub>)O<sub>3</sub>", *Ferroelectrics*, vol. 426, no. 1, pp. 31-37, 2012.
  58. Nikola Novak, Raša Pirc, Magdalena Wencka, Zdravko Kutnjak, "High-resolution calorimetric study of Pb(Mg<sub>1/3</sub>Nb<sub>2/3</sub>)O<sub>3</sub> single crystal", *Phys. rev. lett.*, vol. 109, no. 3, pp. 037601-1-037601-5, 2012.
  59. Nikola Novak, Brigita Rožič, Janez Holc, Marija Kosec, Raša Pirc, Zdravko Kutnjak, "Thermal response at the dipolar-glass to ferroelectric transition in structurally disordered ferroelectric materials: special issue: professor Wolfgang Kleemann in honor of his 70th birthday", *Ferroelectrics*, vol. 426, no. 1, pp. 223-229, 2012.
  60. Sara Novak, Damjana Drobne, Janez Valant, Živa Pipan Tkalec, Primož Pelicon, Primož Vavpetič, Nataša Grlj, Ingrid Falnoga, Darja Mazej,



- Maja Remškar, "Cell membrane integrity and internalization of ingested TiO<sub>2</sub> nanoparticles by digestive gland cells of a terrestrial isopod", *Environ. toxicol. chem.*, vol. 31, issue 5, pp. 1083-1090, 2012.
61. Raša Pirc, Zdravko Kutnjak, Nikola Novak, "Compressible spherical dipolar glass model of relaxor ferroelectrics", *J. appl. phys.*, vol. 112, no. 11, pp. 114122-1-114122-5, 2012.
  62. Raša Pirc, Brigita Rožič, Zdravko Kutnjak, Robert Blinc, Xinyu Li, M. Zhang, "Electrocaloric effect and dipolar entropy change in ferroelectric polymers: special issue: professor Wolfgang Kleemann in honor of his 70th birthday", *Ferroelectrics*, vol. 426, no. 1, pp. 38-44, 2012.
  63. Emil Plesnik, Olga Malgina, Jurij F. Tasič, Matej Zajc, "Detection of the electrocardiogram fiducial points in the phase space using the euclidian distance measure", *Med. eng. phys.*, vol. 34, no. 4, pp. 524-529, May 2012.
  64. Rok Podlipec, Tilen Koklič, Janez Štrancar, Janez Mravljak, Marjeta Šentjurs, "Influence of cancerostatic perifosine on membrane fluidity of liposomes and different cell lines as measured by electron paramagnetic resonance", *Croat. med. j.*, vol. 53, no. 6, pp. 570-579, 2012.
  65. Tine Porenta, Miha Ravnik, Slobodan Žumer, "Complex field-stabilised nematic defect structures in Laguerre-Gaussian optical tweezers", *Soft matter*, vol. 8, issue 6, pp. 1865-1870, 2012.
  66. Anton Potočnik, Nicola Manini, Matej Komelj, Erio Tosatti, Denis Arčon, "Orthorhombic fulleride (CH<sub>3</sub>NH<sub>2</sub>)K<sub>3</sub>C<sub>60</sub> close to Mott-Hubbard instability: ab initio study", *Phys. rev., B, Condens. matter mater. phys.*, vol. 86, no. 8, pp. 085109-1-085109-7, 2012.
  67. Tomaž Požrl, Matevž Kunaver, Matevž Pogačnik, Andrej Košir, Jurij F. Tasič, "Improving human-computer interaction in personalized TV recommender", *Electr. comput. eng. (Shiraz)*, vol. 36, no. E1, pp. 19-36, 2012.
  68. Matej Pregelj, Oksana Zaharko, A. Günther, A. Loidl, V. Tsurkan, S. Guerrero, "Magnetic ground state and two-dimensional behavior in pseudo-kagome layered system Cu<sub>3</sub>Bi(SeO<sub>3</sub>)<sub>2</sub>O<sub>2</sub>Br", *Phys. rev., B, Condens. matter mater. phys.*, vol. 86, no. 14, pp. 144409-1-144409-7, 2012.
  69. Matej Pregelj et al. (14 authors), "Multiferroic FeTe<sub>2</sub>O<sub>5</sub>Br: alternating spin chains with frustrated interchain interactions", *Phys. rev., B, Condens. matter mater. phys.*, vol. 86, no. 5, pp. 054402-1-054402-6, 2012.
  70. Matej Pregelj, Andrej Zorko, Oksana Zaharko, Denis Arčon, Matej Komelj, A. D. Hillier, Helmuth Berger, "Persistent spin dynamics Intrinsic to amplitude-modulated long-range magnetic order", *Phys. rev. lett.*, vol. 109, no. 22, pp. 227202-1-227202-5, 2012.
  71. Robert Repnik, Vlad Popa-Nita, Samo Kralj, "Mixtures of nanoparticles and liquid crystal phases exhibiting topological defects", In: Proceedings of the 14th International Topical Meeting Optics of Liquid Crystals (OLC 2011), *Molecular crystals and liquid crystals*, vol. 560, iss. 1, pp. 115-122, 2012.
  72. Tadej Rojac, Barbara Malič, Marija Kosec, Maria Połomska, Božena Hilczer, Blaž Zupančič, Boštjan Zalar, "Mechanochemical synthesis of NaNbO<sub>3</sub>: a complementary study of reaction mechanism using Raman spectroscopy and quadrupole perturbed <sup>23</sup>Na nuclear magnetic resonance", *Solid state ion.*, vol. 215, vol. 215, pp. 1-6, 2012.
  73. Riccardo Rosso, Epifanio G. Virga, Samo Kralj, "Parallel transport and defects on nematic shells", In: Trends in thermodynamics and materials theory, *Continuum mechanics and thermodynamics*, vol. 24, iss. 4/6, pp. 643-664, 2012.
  74. Brigita Rožič, Marko Jagodič, Sašo Gyergyek, Mihael Drogenik, Samo Kralj, Zvonko Jagličič, Zdravko Kutnjak, "Mixtures of magnetic nanoparticles and the ferroelectric liquid crystal: new soft magnetolectrics", In: Proceedings of the 13th International Conference on Ferroelectric Liquid Crystals, August 28 - September 2, 2011, Ontario, Canada, *Ferroelectrics*, vol. 431, no. 1, pp. 150-153, 2012.
  75. Brigita Rožič, Barbara Malič, Hana Uršič, Janez Holc, Marija Kosec, Sheng-Guo Lu, Q. M. Zhang, Zdravko Kutnjak, "The giant electrocaloric effect in inorganic and organic ferroelectric relaxor systems", In: Proceedings of the 12th European Meeting on Ferroelectricity, EMF12, June 26th - July 1st 2011, Bordeaux, France, *Ferroelectrics*, vol. 430, no. 1, pp. 98-102, 2012.
  76. Brigita Rožič, Hana Uršič, Janez Holc, Marija Kosec, Zdravko Kutnjak, "Direct measurements of the electrocaloric effect in substrate-free PMN-0.35pt thick films on a platinum layer", In: ISIF 2012, *Integrated ferroelectrics*, vol. 140, no. 1, pp. 161-165, 2012.
  77. Mitja Ruprecht, Vladimir Jevtič, Igor Serša, Matjaž Vogrin, Marko Jevšek, "Evaluation of the tibial tunnel after intraoperatively administered platelet-rich plasma gel during anterior cruciate ligament reconstruction using diffusion weighted and dynamic contrast-enhanced MRI", *J. magn. reson. imaging*, pp. 1-8, 2012.
  78. Mitja Ruprecht, Vladimir Jevtič, Igor Serša, Matjaž Vogrin, Tomaž Šeruga, Marko Jevšek, "Quantitative evaluation of the tibial tunnel after anterior cruciate ligament reconstruction using diffusion weighted and dynamic contrast enhanced MRI: a follow-up feasibility study", *Skelet. radiol.*, vol. 41, no. 5, pp. 569-574, 2012.
  79. P. Sathyanarayana, Venkata Subba R. Jampani, Miha Škarabot, Igor Muševič, K. V. Le, Hideo Takezoe, S. Dhara, "Viscoelasticity of ambient-temperature nematic binary mixtures of bent-core and rodlike molecules", *Phys. rev., E Stat. nonlinear soft matter phys. (Print)*, vol. 85, no. 1, pp. 011702-1-011702-9, 2012.
  80. David Seč, Teresa Lopez-Leon, M. Nobili, C. Blanc, Alberto Fernandez-Nieves, Miha Ravnik, Slobodan Žumer, "Defect trajectories in nematic shells: role of elastic anisotropy and thickness heterogeneity", *Phys. rev., E Stat. nonlinear soft matter phys. (Print)*, vol. 86, iss. 2, pp. 020705-1-020705-4, 2012.
  81. David Seč, Tine Porenta, Miha Ravnik, Slobodan Žumer, "Geometrical frustration of chiral ordering in cholesteric droplets", *Soft matter*, vol. 8, no. 48, pp. 11982-11988, 2012.
  82. Janez Seliger, Veselko Žagar, "Nuclear quadrupole resonance characterization of carbamazepine cocrystals", *Solid state nucl. magn. reson.*, vol. 47/48, pp. 47-52, 2012.
  83. Janez Seliger, Veselko Žagar, "Unusual electron charge density in carboxylic acid, <sup>17</sup>O quadrupole coupling in cis-cyclobutane-1,2-dicarboxylic acid", *J. phys. chem., A Mol. spectrosc. kinet. environ. gen. theory*, vol. 116, iss. 26, pp. 7139-7146, 2012.
  84. Janez Seliger, Veselko Žagar, M. Latosińska, Jolanta N. Latosińska, "Electron configuration and hydrogen-bonding pattern in several thymine and uracil analogues studied by <sup>1</sup>H - <sup>14</sup>N NQDR and DFT/QTAIM", *J. phys. chem., B Condens. mater. surf. interfaces biophys.*, vol. 116, iss. 30, pp. 8793-8804, 2012.
  85. Igor Serša, "Magnetic resonance microscopy in biomedical research", *Pril. - Maked. akad. nauk. umet., Odd. biol. med. nauki*, vol. 33, no. 1, pp. 435-439, 2012.
  86. Janez Stepišnik, Bernd Fritzing, Ulrich Scheler, Aleš Mohorič, "Self-diffusion in nanopores studied by the NMR pulse gradient spin echo", *Europhys. lett.*, vol. 98, no. 5, pp. 57009-p1-57009-p4, 2012.
  87. Drago Strle, Bogdan Štefane, Uroš Nahtigal, Erik Zupančič, Franc Požgan, Ivan Kvasić, Marijan Maček, Jurij Trontelj, Igor Muševič, "Surface-functionalized MEMS capacitive sensors and CMOS electronics for vapor Trace detection of explosives", *IEEE sens. j.*, vol. 12, issue 5, pp. 1048-1057, 2012.
  88. Milan Svetec, Samo Kralj, Vlad Popa-Nita, "Disorder-driven gradual transition of the continuous symmetry-breaking phase transition", *Anal. PAZU*, vol. 2, no. 1, pp. 6-14, 2012.
  89. Dušan Šušterčič, Igor Serša, "Human tooth pulp anatomy visualization by 3D magnetic resonance microscopy", *Radiol. oncol. (Ljublj.)*, vol. 46, no. 1, pp. 1-7, I, 2012.
  90. Marko Tkalič, Andrej Košir, Jurij F. Tasič, "The LDOS-PerAff-1 corpus of facial-expression video clips with affective, personality and user-interaction metadata", *J. Multimodal User Interfaces (Print.)*, vol. no., pp. 1-13, 2012.
  91. Marko Tkalič, Ante Odič, Andrej Košir, Jurij F. Tasič, "Impact of implicit and explicit affective labeling on a recommender system's performance", In: Advances in user modeling: revised selected papers, *Lecture notes in computer science*, vol. 7138, pp. 342-354, 2012.
  92. Polona Umek, Carla Bittencourt, Alexandre Gloter, Robert Dominko, Zvonko Jagličič, Pavel Cevc, Denis Arčon, "Local coordination and valence states of cobalt in sodium titanate nanoribbons", *The journal of physical chemistry. C, Nanomaterials and interfaces*, vol. 116, no. 20, pp. 11357-11363, 2012.
  93. Polona Umek, Romana Cerc Korošec, "The impact of K<sup>+</sup> content on the structural transformations and morphological changes during the thermal treatment of  $\alpha$  - MnO<sub>2</sub> nanorods", *Mater. res. bull.*, vol. 47, issue 6, 1523-1528, 2012.
  94. Jernej Vidmar, Ksenija Cankar, Lidija Nemeth, Igor Serša, "Assessment of the dentin-pulp complex response to caries by ADC mapping", *NMR biomed.*, vol. 25, issue 9, pp. 1056-1062, 2012.
  95. Andrej Vilfan, "Generic flow profiles induced by a beating cilium", *The European physical journal. E, Soft matter*, vol. 35, no. 8, pp. 72-1-72-11, 2012.
  96. Andrej Vilfan, "Optimal shapes of surface slip driven self-propelled microswimmers", *Phys. rev. lett.*, vol. 109, no. 12, pp. 128105-1-128105-5, 2012.

97. Andrej Vilfan, "Out of touch, but not out of sync: viewpoint", *Physics*, vol. 5, pp. 107-1-107-3, 2012.
98. Mojca Vilfan, Gašper Kokot, Andrej Vilfan, Natan Osterman, Blaž Kavčič, Igor Poberaj, Dušan Babič, "Analysis of fluid flow around a beating artificial cilium", *Beilstein j. nanotechnol.*, vol. 3, pp. 163-171, 2012.
99. Marko Viršek, Nikola Novak, Cene Filipič, Peter Kump, Maja Remškar, Zdravko Kutnjak, "Transport properties in MoS<sub>2</sub> selective morphology system", *J. appl. phys.*, vol. 112, no. 10, pp. 103710-1-103710-6, 2012.
100. Blaž Zupančič, S. Diez-Berart, Daniele Finotello, Oleg D. Lavrentovich, Boštjan Zalar, "Photoisomerization-controlled phase segregation in a submicron confined azonematic liquid crystal", *Phys. rev. lett.*, vol. 108, no. 25, pp. 257801-1-257801-5, 2012.
101. Slobodan Žumer, Jun-ichi Fukuda, Miha Ravnik, "Confined colloidal blue phases with potential for photonics", In: Proceedings of the 14th International Topical Meeting: optics of liquid crystals (OLC 2011), part III of III: Marriott, Yerevan, Armenia, September 25 - October 1, 2011, *Molecular crystals and liquid crystals*, vol. 561, iss. 1, pp. 107-114, 2012.

## REVIEW ARTICLE

1. Janez Dolinšek, "Electrical and thermal transport properties of icosahedral and decagonal quasicrystals", *Chem. Soc. rev.*, vol. 41, no. 20, pp. 6730-6744, 2012.
2. Janez Dolinšek, Zvonko Jagličič, "Spin-glass properties of quasicrystals and complex metallic alloys", *J. anal. sci. technol.*, vol. 3, no. 1, pp. 1-41, 2012.
3. Janez Seliger, Veselko Žagar, "New methods for detection of <sup>14</sup>N NQR frequencies", *Appl. magn. reson.*, vol. 43, iss. 4, pp. 469-484, 2012.

## PUBLISHED SCIENTIFIC CONFERENCE CONTRIBUTION

### (INVITED LECTURE)

1. Jun-ichi Fukuda, Slobodan Žumer, "Simulation of a cholesteric blue phase in a thin cell: exotic defect structures and their response to an electric field: [invited talk]", In: *Emerging liquid crystal technologies VII: 22-25 January 2012, San Francisco, California, United States*, (Proceedings of SPIE, the International Society for Optical Engineering, vol. 8279), Liang-Chy Chien, ed., Bellingham, SPIE, cop. 2012, pp. 82790V-1-82790V-6.
2. Maja Remškar, "Nanodelci - lastnosti in uporaba", In: *Nanotehnologije in nanoživila*, 27. Bitenčevi živilski dnevi 2012 = 27th Food Technology Days 2012 dedicated to prof. F. Bitenc, 26. september 2012, Ljubljana, Lea Demšar, ed., Božidar Žlender, ed., Ljubljana, Biotehniška fakulteta, Oddelek za živilstvo, 2012, pp. 1-10.
3. Slobodan Žumer, Tine Porenta, Miha Ravnik, "Complex field-induced nematic defect structures in Laguerre-Gaussian optical tweezers", In: *Liquid Crystals XVI*, (Proceedings of SPIE, the international society for optical engineering, vol. 8475), Iam-Choon Khoo, ed., [Bellingham], SPIE, 2012, 7 pp.

## PUBLISHED SCIENTIFIC CONFERENCE CONTRIBUTION

1. Andreja Abina, Uroš Puc, David Heath, Uroš Puc, Aleksander Zidanšek, "Spectroscopic THz imaging using organic DSTMS (4-N,N-dimethylamino-4'-N'-methyl-stilbazolium 2,4,6-trimethylbenzenesulfonate) crystals", In: *Zbornik*, 4. študentska konferenca Mednarodne podiplomske šole Jožefa Stefana = 4th Jožef Stefan International Postgraduate School Students Conference, 25. maj 2012, Ljubljana, Slovenija, Dejan Petelin, ed., Aleš Tavčar, ed., Boštjan Kaluža, ed., Ljubljana, Mednarodna podiplomska šola Jožefa Stefana, 2012, pp. 197-203.
2. Andreja Abina, Uroš Puc, Anton Jeglič, Pavel Cevc, Aleksander Zidanšek, "Terrestrial and underwater pollution monitoring using high-resolution electromagnetic sensors", In: *Conference proceedings*, 7 th Conference on Sustainable Development of Energy, Water and Environment Systems, Ohrid, Republic of Macedonia, July 1-7, 2012, Marko Ban, ed., [S. l., s. n.], 2012, 10 pp.
3. Goran Casar, Andreja Eršte, Sebastjan Glinšek, X. Li, X. Qian, Q. M. Zhang, Vid Bobnar, "Tailoring electrically induced properties by stretching relaxor", In: *Zbornik*, 4. študentska konferenca Mednarodne podiplomske šole Jožefa Stefana = 4th Jožef Stefan International Postgraduate School Students Conference, 25. maj 2012, Ljubljana, Slovenija, Dejan Petelin, ed., Aleš Tavčar, ed., Boštjan Kaluža, ed., Ljubljana, Mednarodna podiplomska šola Jožefa Stefana, 2012, pp. 210-215.
4. Martin Dobeic, Štefan Pintarič, Irena Zdovc, Janez Štrancar, "Naše iskustvo pri praktičnoj prameni nanomaterijala za dezinfekcijo površina", In: *Zbornik radova*, 23. Savetovanje veterinarar Srbije, Zlatibor, 13.-16. septembar 2012, Brana Radenković-Damnjanović, ed., Beograd, Srpsko veterinarsko društvo, 2012, pp. 203-207.
5. Andreja Eršte, Vid Bobnar, Xian-Zhong Chen, Cheng-Liang Jia, Qun-Dong Shen, "Terpolymer/copolymer blends on aluminum surface: structural, caloric and dielectric properties", In: *Zbornik*, 4. študentska konferenca Mednarodne podiplomske šole Jožefa Stefana = 4th Jožef Stefan International Postgraduate School Students Conference, 25. maj 2012, Ljubljana, Slovenija, Dejan Petelin, ed., Aleš Tavčar, ed., Boštjan Kaluža, ed., Ljubljana, Mednarodna podiplomska šola Jožefa Stefana, 2012, pp. 216-221.
6. Andreja Eršte, Barbara Malič, Brigita Kužnik, Marija Kosec, Vid Bobnar, "Equivalent circuit modeling of core-shell structured ceramic materials", In: *Advances and applications in electroceramics II: [MS&T'11, Materials Science & Technology Conference & Exhibition, October 16-20, 2011, Columbus, Ohio, USA]*, (Ceramic transactions, v. 235), K. M. Nair, ed., Shashank Priya, ed., Hoboken, Wiley, 2012, pp. 23-29.
7. Ana Gantar, Nataša Drnovšek, Rok Podlipec, Janez Štrancar, Saša Novak, "Bioactive-glass/collagen composite scaffolds for bone regeneration", In: *Programme & book of abstracts*, 2nd Joint Meeting of the COST action MP1005 NAMABIO, September 4-5, 2012, Vienna, Austria, Vienna, University of Technology, Institute for Mechanics of Materials and Structures, 2012, pp. 23.
8. Janez Jelenc, Peter Krajnik, Maja Remškar, "Rastlinska olja z dodanimi nanocevkami MoS<sub>2</sub> kot učinkovita zelena maziva", In: *Zbornik predavanj Posvetovanja o tribologiji, hladilno mazalnih sredstvih in tehnični diagnostiki*, Posvetovanje o tribologiji, hladilno mazalnih sredstvih in tehnični diagnostiki = Conference on Tribology, Metal Working Fluids and Technical Diagnostics [tudi] SLOTRIB 2012, Ljubljana, Slovenija, 15. november 2012, Jože Vižintin, ed., Marko Sedlaček, ed., Ljubljana, Slovensko društvo za tribologijo, = Slovenian Society for Tribology, 2012, pp. 47-52.
9. Janez Kogovšek, Maja Remškar, Mitjan Kalin, "Vpliv hrapavosti in utekanja jeklenih površin pri mazanju z MoS<sub>2</sub> cevkami", In: *Zbornik predavanj Posvetovanja o tribologiji, hladilno mazalnih sredstvih in tehnični diagnostiki*, Posvetovanje o tribologiji, hladilno mazalnih sredstvih in tehnični diagnostiki = Conference on Tribology, Metal Working Fluids and Technical Diagnostics [tudi] SLOTRIB 2012, Ljubljana, Slovenija, 15. november 2012, Jože Vižintin, ed., Marko Sedlaček, ed., Ljubljana, Slovensko društvo za tribologijo, = Slovenian Society for Tribology, 2012, pp. 233-246.
10. Tilen Koklič, Rok Podlipec, Andrea Orthmann, Marjeta Šentjurs, Janez Štrancar, Reiner Zeisig, "Perifosine containing, transcytosis efficient liposomes have higher content leakage and relative proportion of micelles", In: *Proceedings: RBC 2012, Regional Biophysics Conference 2012, Kladovo-Beograd, Serbia, September 03-07, 2012*, Joanna Zakrzewska, ed., Miroslav Živič, ed., Beograd, Društvo biofizičara Srbije, 2012, pp. 48-50.
11. Mitja Kolenc, Emil Plesnik, Jurij F. Tasič, Matej Zajc, "Zgoščevanje signalov z močnostnimi dogodki v pametnih omrežjih na osnovi valčne transformacije", In: *Zbornik enaindvajsete mednarodne Elektrotehniške in računalniške konference ERK 2012, 17.-19. september 2012, Portorož, Slovenija*, (Zbornik ... Elektrotehniške in računalniške konference ERK ...), Baldimir Zajc, ed., Andrej Trost, ed., Ljubljana, IEEE Region 8, Slovenska sekcija IEEE, 2012, zv. A, pp. 109-112.
12. Matej Kranjc, Franci Bajd, Igor Serša, O. I. Kwon, Eung Je Woo, Damijan Miklavčič, "Towards detection of electric field distribution during in vivo electroporation by MREIT", In: *IFMBE proceedings*, (IFMBE proceedings, vol. 39), World Congress on Medical Physics and Biological Engineering, May 26-31, 2012, Beijing, China, Mian Long, ed., Berlin, Heidelberg, New York, Springer, cop. 2012, pp. 1049-1052.
13. Matej Lipoglavšek, Jelena Gajević, Andrej Likar, Urška Mikac, Primož Pelicon, Toni Petrovič, "Electron screening in metals", In: *Proceedings of the XII Symposium on Nuclei in the Cosmos, 5-12 August, 2012, Cairns, Australia*, (PoS proceedings of science, vol. 2012, no. 12, 2012), Trieste, Sissa, 2012, vol. 2012, pp. 169-1-169-6, 2012.
14. Aleš Mrzel, Adolf Jesih, Andrej Kovič, Srečo D. Škapin, Maja Remškar, Damjan Vengust, "Molybdenum based nanowires and nanotubes by a two-step molybdenum/chalcogenide/halide approach", In: *Proceedings of the ICNS4, 4th International Conference on Nanostructures*, ICNS4, 12-14 March 2012, Kish Island, Iran, Alireza Zaker Moshfegh, ed., Teheran, Sharif University of Technology, 2012, pp. 477-479.

15. Igor Muševič, "Samo-organizacija fotonjskih kristalov, mikrolaserjev in metamaterialov", In: *Optične komunikacije: zbornik: proceedings*, Strokovni seminar Optične komunikacije, Ljubljana, 1.-3. februar 2012 = Course on Optical Communications, Ljubljana, 1-3 February 2012, Boštjan Batagelj, ed., Joško Budin, ed., 1. izd., Ljubljana, Založba FE in FRI, 2012, pp. 55-68.
16. Nikola Novak, Zdravko Kutnjak, "Basic study of relaxors: materials for high technological devices", In: *Zbornik*, 4. študentska konferenca Mednarodne podiplomske šole Jožefa Stefana = 4th Jožef Stefan International Postgraduate School Students Conference, 25. maj 2012, Ljubljana, Slovenija, Dejan Petelin, ed., Aleš Tavčar, ed., Boštjan Kaluža, ed., Ljubljana, Mednarodna podiplomska šola Jožefa Stefana, 2012, pp. 275-280.
17. Nikola Novak, Zdravko Kutnjak, "Calorimetric study of field-induced ferroelectric transition in  $\text{Pb}(\text{Mg}_{1/3}\text{Nb}_{2/3}\text{O}_3)$  relaxor ferroelectrics", In: *ISAF ECAPD PMF 2012*, Danvers, IEEE, 2012, pp. 1-4, 2012.
18. Ante Odič, Marko Tkalcič, Jurij F. Tasič, Andrej Košir, "Relevant context in a movie recommender system: users' opinion vs. statistical detection", In: *Proceedings of the 4th Workshop on Context-Aware Recommender Systems 2012 in conjunction with the 6th ACM Conference on Recommender Systems (RecSys 2012): Dublin, Ireland, September 9, 2012*, (CEUR workshop proceedings, vol. 889), Gediminas Adomavicius, ed., [Aachen], CEUR, cop. 2012, pp. 1-5.
19. Emil Plesnik, Olga Malgina, Jurij F. Tasič, Matej Zajc, "ECG baseline drift correction through phase space for simple R-point detection", In: *CBMS 2012, The 25th IEEE International Symposium on Computer-Based Medical System*, CBMS 2012, June 20-22, Rome, Italy, [Piscataway], Institute of Electrical and Electronics Engineers, = IEEE, cop. 2012, pp. 1-4.
20. Rok Podlizec, Tilen Koklič, Janez Štrancar, Marjeta Šentjunc, "Interaction of cancerostatic perifosine with different cell lines", In: *Proceedings: RBC 2012, Regional Biophysics Conference 2012, Kladovo-Beograd, Serbia, September 03-07, 2012*, Joanna Zakrzewska, ed., Miroslav Živić, ed., Beograd, Društvo biofizičara Srbije, 2012, pp. 36-38.
21. Uroš Puc, Andreja Abina, Anton Jeglič, Pavel Cevc, Aleksander Zidanšek, "Advanced electromagnetic sensors for sustainable monitoring of industrial processes", In: *Proceedings of ECOS 2012*, International Conference on Efficiency, Cost, Optimization, Simulation and Environmental Impact of Energy Systems, Perugia, 2012, Perugia, [s. n.], cop. 2012, 12 pp.
22. Uroš Puc, Andreja Abina, Anton Jeglič, Pavel Cevc, Aleksander Zidanšek, "Detection of seabed objects using ground penetrating radar and continuous wave electromagnetic induction sensor", In: *ICOURS'12*, International Conference on Underwater Remote Sensing, 8-11 October 2012, Brest, France, Isabelle Quidu, ed., Bretagne, ENSTA, = École Nationale Supérieure de Techniques Avancées, 2012, 8 pp.
23. Uroš Puc, Andreja Abina, Anton Jeglič, Pavel Cevc, Aleksander Zidanšek, "Underwater electromagnetic remote sensing", In: *Zbornik*, 4. študentska konferenca Mednarodne podiplomske šole Jožefa Stefana = 4th Jožef Stefan International Postgraduate School Students Conference, 25. maj 2012, Ljubljana, Slovenija, Dejan Petelin, ed., Aleš Tavčar, ed., Boštjan Kaluža, ed., Ljubljana, Mednarodna podiplomska šola Jožefa Stefana, 2012, pp. 294-300.
24. Franci Pušavec, Janez Jelenc, Peter Krajnc, Maja Remškar, "Nano hladilno mazalna sredstva in analiza tornih razmer pri obrezovalnih procesih", In: *Zbornik predavanj Posvetovanja o tribologiji, hladilno mazalnih sredstvih in tehnični diagnostiki*, Posvetovanje o tribologiji, hladilno mazalnih sredstvih in tehnični diagnostiki = Conference on Tribology, Metal Working Fluids and Technical Diagnostics [tudi] SLOTRIB 2012, Ljubljana, Slovenija, 15. november 2012, Jože Vižintin, ed., Marko Sedlaček, ed., Ljubljana, Slovensko društvo za tribologijo, = Slovenian Society for Tribology, 2012, pp. 199-210.
25. Miha Ravnik, Matjaž Humar, Stane Pajk, Igor Muševič, "Nematic droplets as tuneable optical microresonators", In: *Proceedings*, 48th International Conference on Microelectronics, Devices and Materials & the Workshop on Ceramic Microsystems, September 19 - September 21, 2012, Otočec, Slovenia, Darko Belavič, ed., Iztok Šorli, ed., Ljubljana, MIDEM - Society for Microelectronics, Electronic Components and Materials, 2012, pp. 315-317.
26. Maja Remškar, Janez Jelenc, Srečko Paskvale, Ivan Iskra, "Samo-mazalni polimerni nanokompozit na osnovi polietilenov oksida-PEO z dodanimi nanocerkami  $\text{MoS}_2$ ", In: *Zbornik predavanj Posvetovanja o tribologiji, hladilno mazalnih sredstvih in tehnični diagnostiki*, Posvetovanje o tribologiji, hladilno mazalnih sredstvih in tehnični diagnostiki = Conference on Tribology, Metal Working Fluids and Technical Diagnostics [tudi] SLOTRIB 2012, Ljubljana, Slovenija, 15. november 2012, Jože Vižintin, ed., Marko Sedlaček, ed., Ljubljana, Slovensko društvo za tribologijo, = Slovenian Society for Tribology, 2012, pp. 193-197.
27. Brigita Rožič, Sašo Gyergyek, Zdravko Kutnjak, Marko Jagodič, Samo Kralj, Zvonko Jagličič, Vassilios Tzitzios, "Magnetolectric effect in soft composite materials", In: *ISAF ECAPD PMF 2012*, Danvers, IEEE, 2012, 4 pp.
28. Brigita Rožič, Eva Karatairi, George Nounesis, Vassilios Tzitzios, George Cordoyannis, Samo Kralj, Zdravko Kutnjak, "Impact of surface-functionalized CdSe nanoparticles on phase transitions of 8CB and C6B liquid crystals", In: *Proceedings of the 11th European Conference on Liquid Crystals, ECLC 2011, 6-11 February 2011, Maribor, Slovenia*, (Molecular crystals and liquid crystals, vol. 553, no. 1, 2012), Robert Repnik, ed., Philadelphia, Taylor and Francis, 2012, vol. 553, no. 1, pp. 161-167, 2012.
29. Brigita Rožič, Jurij Koruza, Zdravko Kutnjak, Barbara Malič, Marija Kosce, "Direct measurements of the electrocaloric effect in lead-free  $\text{K}_{0.5}\text{Na}_{0.5}\text{NbO}_3$  -  $\text{SrTiO}_3$  ceramics sintered in air", In: *ISAF ECAPD PMF 2012*, Danvers, IEEE, 2012, 4 pp.
30. Brigita Rožič, Zdravko Kutnjak, Hana Uršič, Barbara Malič, Janez Holc, Jurij Koruza, Alja Kupec, Marija Kosce, "Electrocaloric thermometry: an experimental method for the direct electrocaloric measurements", In: *Proceedings*, 48th International Conference on Microelectronics, Devices and Materials & the Workshop on Ceramic Microsystems, September 19 - September 21, 2012, Otočec, Slovenia, Darko Belavič, ed., Iztok Šorli, ed., Ljubljana, MIDEM - Society for Microelectronics, Electronic Components and Materials, 2012, pp. 339-343.
31. Mitja Ruprecht, Vladimir Jevtič, Igor Serša, Matjaž Vogrin, Marko Jevšek, "DWI and DCEI in monitoring of the tibial tunnel healing after anterior cruciate ligament reconstruction with intraoperatively administered platelet-rich plasma gel", In: *ESMRMB 2012*, [Vienna], European Society for Magnetic Resonance in Medicine and Biology, 2012.
32. Mitja Ruprecht, Matjaž Vogrin, Marko Jevšek, Igor Serša, Vladimir Jevtič, "The use of diffusion weighted and dynamic contrast enhanced MRI for quantitative evaluation of the tibial tunnel after anterior cruciate ligament reconstruction with intraoperatively administered platelet-rich plasma gel", In: *EPOS™ Electronic Presentation Online System: ESR European Society of Radiology*, [Vienna], European Society of Radiology, cop. 2012, pp. 1-10.
33. Margareta Srebotnjak Borsellino, Andreja Abina, Uroš Puc, Ivo Šlaus, Aleksander Zidanšek, "Human resources, innovation and sustainable development", In: *Conference proceedings*, 7 th Conference on Sustainable Development of Energy, Water and Environment Systems, Ohrid, Republic of Macedonia, July 1-7, 2012, Marko Ban, ed., [S. l. s. n.], 2012, 10 pp.
34. Drago Strle, Bogdan Štefane, Igor Muševič, "Design of smart sensing system for vapour trace detection of explosives", In: *Smart systems integration*, 6th International Conference & Exhibition on Integration Issues of Miniaturized Systems - MEMS, NEMS, ICs and Electronic Components, Zurich, Switzerland, 21-22 March 2012, T. Gessner, ed., Berlin, Offenbach, VDE Verlag, cop. 2012, pp. 1-8.
35. Drago Strle, Bogdan Štefane, Igor Muševič, "Detecting vapor traces of explosives using a self-assembled mono layer on a surface-modified MEMS capacitor and CMOS electronics", In: *IEEE-NEMS 2012*, 7th IEEE International Conference on Nano/Micro Engineered and Molecular Systems, Kyoto, Japan, 5-8 March 2012, [Piscataway], Institute of Electrical and Electronics Engineers, = IEEE, cop. 2012, pp. 86-89.
36. Drago Strle, Janez Trontelj, Bogdan Štefane, Igor Muševič, "Sensor system for vapor trace detection of explosives", In: *IEEE SENSORS 2012 proceedings*, IEEE SENSORS 2012, October 28-31, 2012, Taipei, Taiwan, Piscataway, Institute of Electrical and Electronics Engineers, = IEEE, cop. 2012, pp. 80-83.
37. Marko Tkalcič, Ante Odič, Andrej Košir, Jurij F. Tasič, "Automatic detection of emotion", In: *Zbornik 15. mednarodne multikonference Informacijska družba - IS 2012, 8.-12. oktober 2012, Ljubljana, Slovenija: zvezek A: volume A*, (Informacijska družba), Marko Bohanec, ed., Matjaž Gams, ed., Dunja Mladenič, ed., Marko Grobelnik, ed., Marjan Heričko, ed., Urban Kordeš, ed., Maja Smrdu, ed., Olga Markič, ed., Zvezdan Pirtošek, ed., Jadran Lenarčič, ed., Leon Žlajpah, ed., Andrej Gams, ed., Vladislav Rajkovič, ed., Tanja Urbančič, ed., Mojca Bernik, ed., Ljubljana, Institut Jožef Stefan, 2012, pp. 310-313.
38. Marko Tkalcič, Ante Odič, Andrej Košir, Jurij F. Tasič, "Exploiting implicit affective labeling for image recommendations", In: *SMC 2012*, 2012 IEEE International Conference on Systems, Man, and Cybernetics, October 14-17, 2012, Seoul, Korea, [Piscataway], Institute of Electrical and Electronics Engineers, = IEEE, cop. 2012, pp. 3303-3308.

39. Hana Uršič, Gregor Trefalt, Janez Holc, Brigita Rožič, Zdravko Kutnjak, Marina Santo-Zarnik, Marija Kosec, "Multifunctional piezoelectric and electrocaloric self-standing thick films", In: *Proceedings*, 48th International Conference on Microelectronics, Devices and Materials & the Workshop on Ceramic Microsystems, September 19 - September 21, 2012, Otočec, Slovenia, Darko Belavič, ed., Iztok Šorli, ed., Ljubljana, MIDE - Society for Microelectronics, Electronic Components and Materials, 2012, pp. 321-325.
40. Janez Zaletelj, Jurij F. Tasič, Robert Rijavec, "Uporaba video senzorjev in video analize pri spremljanju pretoka prometa in ljudi v pametnih mestih", In: *Pametna mesta: zbornik referatov*, (VITEL), Osemindvajseta delavnica o telekomunikacijah, 14. in 15. november 2012, Brdo pri Kranju, Nikolaj Simič, ed., Ljubljana, Elektrotehniška zveza Slovenije, 2012, f. 95-100.

## INDEPENDENT SCIENTIFIC COMPONENT PART OR A CHAPTER IN A MONOGRAPH

1. Špela Irman, Miha Škarabot, Igor Muševič, Borut Božič, "Protein interactions on phospholipid bilayer, studied by AFM under physiological conditions", In: *Atomic Force Microscopy*, Christopher L. Frewin, ed., Rijeka, InTech, 2012, pp. 123-152.
2. Maja Remškar, "Inorganic nanotubes beyond cylindrical matter", In: *Comprehensive nanoscience and technology*, David L. Adreus, ed., Gregory D. Scholes, ed., Gary Phillip Wiederrecht, ed., London, Elsevier, cop. 2011, zv. 1, pp. 315-333.
3. Marko Tkalčič, Jurij F. Tasič, Andrej Košir, "The need for affective metadata in content-based recommender systems for images", In: *Multimedia information extraction: advances in video, audio, and imagery analysis for search, data mining, surveillance, and authoring*, Mark T. Maybury, ed., Los Alamitos, IEEE Computer Society, Hoboken, Wiley, cop. 2012, pp. 305-319.

## REVIEWED SECONDARY AND PRIMARY SCHOOL TEXTBOOK OR OTHER TEXTBOOK

1. Milan Ambrožič, Gorazd Planinšič, Erik Karič, Samo Kralj, Mitja Slavinec, Aleksander Zidanšek, *Fizika, narava, življenje, Učbenik za pouk fizike v 8. razredu devetletne osnovne šole*, (Raziskovalec 8), 1. izd., Ljubljana, DZS, 2000.

## PATENT APPLICATION

1. Janez Pirš, Matej Bažec, Silviya Pirš, Bojan Marin, Bernarda Urankar, Dušan Ponikvar, *Variable contrast, wide viewing angle LCD light-switching filter*, US2012002121 (A1), United States Patent and Trademark Office, 5.1.2012.

## PATENT

1. Igor Muševič, Matjaž Humar, *Spherical liquid crystal laser*, SI23567 (A), Urad RS za intelektualno lastnino, 31.5.2012.

## MENTORING

1. Matej Bobnar, *Anisotropic physical properties of icosahedral and decagonal quasicrystals and their periodic approximants*: doctoral dissertation, Ljubljana, 2012 (mentor Janez Dolinšek).
2. Simon Čopar, *Topology and geometry of defects in confined nematics*: doctoral dissertation, Ljubljana, 2012 (mentor Slobodan Žumer).
3. Brina Črnko, *Geometry of selected soft matter systems: spherical foams and nematic colloids*: doctoral dissertation, Ljubljana, 2012 (mentor Slobodan Žumer).
4. Sebastjan Glinšek, *Processing-dependent broadband dielectric properties of  $KTaO_3$  ceramic films and  $KTa_{0.6}Nb_{0.4}O_3$  films*: doctoral dissertation, Ljubljana, 2012 (mentor Marija Kosec; co-mentor Zdravko Kutnjak).
5. Anton Gradišek, *NMR studies of hydrogen dynamics in complex metallic systems*: doctoral dissertation, Ljubljana, 2012 (mentor Tomaž Apih).
6. Matjaž Humar, *Liquid-crystal microdroplets as optical microresonators and lasers*: doctoral dissertation, Ljubljana, 2012 (mentor Igor Muševič).
7. Ivan Iskra, : doctoral dissertation, Ljubljana, 2012 (mentor Dejan Križaj; co-mentor Maja Remškar).
8. Andreja Jelen, *Development of printing inks with addition of nanomaterials*: doctoral dissertation, Ljubljana, 2012 (mentor Janez Dolinšek; co-mentor Vilibald Bukošek).
9. Srečko Paskvale, *Carbon-based protective coatings deposited by physical vapour deposition processes*: doctoral dissertation, Ljubljana, 2012 (mentor Janez Dolinšek; co-mentor Peter Panjan).
10. Tomaž Požrl, : doctoral dissertation, Ljubljana, 2012 (mentor Jurij F. Tasič).
11. Robert Repnik, : doctoral dissertation, Maribor, 2012 (mentor Ivan Gerlič; co-mentor Samo Kralj).
12. Brigita Rožič, *Giant energy-conversion effects in soft and solid advanced materials*: doctoral dissertation, Ljubljana, 2012 (mentor Zdravko Kutnjak).
13. Mitja Ruprecht, : doctoral dissertation, Maribor, 2012 (mentor Vladimir Jevtič; co-mentor Igor Serša).
14. Uroš Rozina, *Adaptive filtering of VEP and ERG signals in LabView*: master's thesis, Ljubljana, 2012 (mentor Marko Topič; co-mentor Dušan Ponikvar).
15. Polonca Stopar, *Evaluation of pH dependent rhodamine type fluorescent compounds*: master's thesis, Ljubljana, 2012 (mentor Janez Mravljak; co-mentor Stane Pajk).

# DEPARTMENT FOR COMPLEX MATTER

F-7

*The research within the Department for Complex Matter encompasses a variety of research fields, ranging from the synthesis of new materials to fundamental investigations of elementary excitations in complex systems. These include anything from nano-biosystems and biomolecules to superconductors and nanowires. The experimental methods used are suitably diverse, from synthetic chemistry to biomedicine and femtosecond laser spectroscopy and magnetometry. Last year's research achievements are thus quite diverse, but we are able to report on breakthroughs in a number of areas.*



Head:  
**Prof. Dragan D. Mihailović**

The activities in the department can be grouped into a number of thematically inter-related research areas. Nanomaterials science research is focused on investigations into the fundamental properties and applications of MoSI molecular wires, crossing into the physics and nanoscience of macromolecular biological systems such as DNA and cilia, and venturing into quantum molecular electronics and nanoelectronics. These and other materials, such as strongly correlated systems, electronically ordered systems and superconductors were investigated using advanced femtosecond spectroscopy techniques. In many areas we have introduced new materials, technologies and techniques.

The year 2012 was very special for the department, in that a large effort was expended on setting up new mid- and long-term research areas for future. In particular, new techniques were being developed for the study of non-equilibrium phase transitions, involving both theoretical and experimental work. As a result of these efforts, the department's head was awarded an ERC advanced grant for the study of "Trajectories of complex systems through symmetry breaking phase transitions" which utilizes these new techniques and methods.

---

**The Head of Department was awarded an ERC advanced grant for the study of "Trajectories of complex systems through symmetry-breaking phase transitions" which utilizes these new techniques and methods.**

---

In parallel, a significant amount of work was devoted to planning and setting up new equipment and the development of new technologies for nanoscience and nanoelectronics, which was made available through the Centre of Excellence in Nanoscience and Nanotechnology – Nanocenter. The department thus acquired a new AFM/Micro-Raman system with low-temperature vacuum capability, and a significant share in a FIB dual-beam microscope, both of which are currently fully operational. In addition, a new low-temperature four-probe STM/AFM system was developed with Omicron, which is a unique instrument enabling unprecedented 4-contact measurements of surface transport on the nanoscale. The instrument is to be installed in the latter half of 2013.

## Ultrafast studies of electron dynamics in correlated systems

The field of research of relaxation processes of photo-excited electrons in correlated electron systems remains one of our main research topics. Several experimental studies of carrier relaxation phenomena in correlated electron systems with various degrees of correlation have been performed using femtosecond time-resolved techniques. The aim of the ongoing research is to gain additional information about the nature of the low-lying excitations in these materials, and to explore the nature and strength of the interactions of electrons with other low-lying excitations. Femtosecond spectroscopy has been instrumental in elucidating the nature of the electronic excitations in superconductors, since it allows us to distinguish different components by their lifetimes. Moreover, the relaxation kinetics can yield valuable information about the mechanism for superconductivity.

---

**We have studied the electron relaxation dynamics of 14 samples from the pnictide, cuprate, and bismuthate compound families, using femtosecond optical pump-probe spectroscopy. We show that  $T_c$  depends systematically on the primary electron-energy relaxation rate  $1/\tau_1$ .**

---

The relaxation of the non-equilibrium electron distribution created by femtosecond excitation can be viewed as a combination of two processes: thermalization, where the electrons exchange energy with each other to approach an equilibrium distribution, and electron energy relaxation, where the electrons give their excess energy to other excitations, such as phonons. To date, the analysis of femtosecond relaxation measurements has been based on the assumption that thermalization is much faster than energy relaxation. The calculated transient electron distribution, the linear increase of the relaxation time with temperature and the intensity independent relaxation behavior all suggest that in high-temperature superconductors as well as in

conventional metals this assumption is generally not fulfilled. We propose a more accurate description, which yields more reliable values for the strength of the electron-phonon interaction determined from the measured relaxation rates. This work is published in *Journal of Applied Physics*, **112605** (2012).

The origin of high critical temperature ( $T_c$ ) superconductivity is still remarkably elusive. To gain an insight into the high- $T_c$  mechanism we need experiments that identify the parameters that determine  $T_c$  and link them to the interaction(s) that establish the superconducting state. We show that  $T_c$  depends systematically on the primary electron energy relaxation rate  $1/\tau_1$ . We have studied the electron relaxation dynamics of 14 samples from the pnictide, cuprate, and bismuthate compound families, using femtosecond optical pump-probe spectroscopy. The non-monotonic  $T_c(1/\tau_1)$  has one characteristic maximum at intermediate relaxation rates ( $\sim 16$  ps<sup>-1</sup> at room temperature). We found that  $1/\tau_1$  correlates with the length of the crystallographic  $a$ -axis, which is a measure of the strain in the Cu-O (Fe-As, Bi-O) planes. We propose to assign  $1/\tau_1$  to the electron-phonon interaction and briefly discuss the implications on the possible superconducting mechanism. This work has been submitted for publication. A preprint can be found at [arXiv:1205.4978](https://arxiv.org/abs/1205.4978).

We continued our research on the relaxation of quasiparticles in pnictide superconductors. We systematically investigate the photoexcited (PE) quasi-particle (QP) relaxation and low-energy electronic structure in electron-doped Ba(Fe<sub>1-x</sub>Co<sub>x</sub>)<sub>2</sub>As<sub>2</sub> single crystals as a function of Co doping. In the orthorhombic spin-density-wave (SDW) state a bottleneck associated with a partial charge-gap opening is detected. In the superconducting (SC) state an additional relaxational component appears due to a partial (or complete) destruction of the SC state proceeding on a sub-0.5-picosecond timescale. From the SC component saturation behavior the optical SC-state destruction energy is determined near the optimal doping. The  $T$ -dependence of the transient reflectivity amplitude in the normal state

is consistent with the presence of a pseudogap in the QP density of states. The polarization anisotropy of the transients suggests that the pseudogap-like behavior might be associated with a broken point symmetry resulting from nematic electronic fluctuations persisting up to  $\sim 200$  K at any  $x$ . The second moment of the Eliashberg function, obtained from the relaxation rate in the

---

**We clearly identified intrinsic topological defect annihilation processes in TbTe<sub>3</sub> on a timescale of  $\sim 30$  ps.**

---

metallic state at higher temperatures, indicates a moderate electron phonon coupling,  $\sim 0.3$ , that decreases with increasing doping. The results were published in *Phys. Rev. B* **86**, 024519 (2012).

We also investigated the temperature and magnetic field dependent photo-excited electron and spin relaxation in EuFe<sub>2</sub>(As<sub>0.7</sub>P<sub>0.3</sub>)<sub>2</sub> (EFAP) pnictide superconductor and parent non-superconducting EuFe<sub>2</sub>As<sub>2</sub> (EFA) by means of optical pump-probe femtosecond spectroscopy. A remarkable change of the quasiparticle relaxation dynamics at the antiferromagnetic (AFM) SDW transition temperature of 200 K is observed in EFA, consistent with a bottleneck formation due to a charge gap opening.

In both samples we observe at low temperature the emergence of a slow anisotropic photo-induced relaxation component concurrent with Eu<sup>2+</sup> spin ordering. The magnetic field dependence of the relaxation in the superconducting EFAP is different than in the non-superconducting EFA. In EFA we observe switching of the optical-transients anisotropy with increasing magnetic field attributed to a field-induced antiferromagnetic (AFM) to ferromagnetic (FM) phase transition. In the superconducting EFAP a large coherent magnon oscillation is observed at a similar metamagnetic transition. The oscillation is absent in the transient magneto-optical Kerr effect, suggesting an interplay between the Eu<sup>2+</sup> spin and the charge degrees of freedom.

---

**We have shown for the first time complete switching in 1T-TaS<sub>2</sub> between the ground state and a new stable hidden state by a single laser pulse.**

---

A significant effort was invested into an investigation of dynamical phase transitions in superconducting and CDW systems. This work is the beginning of a larger project, so most results are not yet completely ready for publication, while others are in the publication process.

In the cuprate superconductor La<sub>1.9</sub>Sr<sub>0.1</sub>CuO<sub>4</sub> we investigated the trajectory of the superconducting order parameter  $\Psi$  through the normal-to-superconductor transition under varying ultrafast quench conditions. Using a 3-pulse technique we isolated the trajectory of  $\Psi$  from single-particle processes on short timescales. Self-consistent modeling of the system trajectory using time-dependent Ginzburg-Landau theory and vortex creation according to the Kibble-Zurek mechanism describes the experimental data well, significantly advancing our understanding of the behaviour of the normal-to-superconductor transition under highly nonequilibrium conditions. The manuscript is in preparation for submission to Physical Review Letters.

By means of the 3-pulse time-resolved optical spectroscopy technique we also investigated underdoped Bi<sub>2</sub>Sr<sub>2</sub>CaCu<sub>2</sub>O<sub>8+d</sub>. Two regimes in the power of the destruction (D) pulse reveal different phenomena: (i) For weak D pulses the PG is unimpaired but the superconducting (SC) state is partially destroyed. Below the critical temperature the behaviour is qualitatively similar to La<sub>1.9</sub>Sr<sub>0.1</sub>CuO<sub>4</sub> with a somewhat faster SC state destruction and recovery times. The characteristic footprint of the SC response was also detected at temperatures above  $T_c$ , indicating the presence of the superconducting fluctuations up to 20 K above the critical temperature. (ii) For strong D pulses the



pseudogap state (PG) is also destroyed. The PG recovery time shows fluence dependence, suggesting that the origin of the PG is not a single particle effect.

In CDW systems we studied the incoherent recombination of topological defects created during the rapid quench of a charge-density-wave system through the electronic ordering transition. Using the above-mentioned 3-pulse femtosecond optical spectroscopy technique we follow the evolution of the order parameter over a wide range of timescales after the quench. By careful consideration of thermal processes we clearly identified intrinsic topological defect annihilation processes in  $\text{TbTe}_3$  on a timescale of  $\sim 30$  ps and found a signature of extrinsic defect-dominated relaxation dynamics occurring on longer timescales. A similar effect was also observed in blue bronze and  $2\text{H-TaSe}_2$ . A manuscript describing this work (arXiv:1208.1105) is currently under consideration for publication in Physical Review Letters.

The achievement of optical bistable switching between collective states of matter by non-thermal processes has great potential applications, but has so far been very elusive. Commonly, the photo-excited states are transient, and do not show true switching behaviour. We have shown for the first time complete switching in  $1\text{T-TaS}_2$  between the ground state and a new stable hidden state by a single laser pulse. The new photo-excited state or  $p\text{-TaS}_2$  state is completely stable below  $T_{0c} \sim 100$  K. Switching back reversibly to the ground state is performed using a laser "heat pulse". Remarkably, switching is only observed for pulses shorter than 4 ps, indicating a purely electronic driving mechanism for the transition. The new photo-induced state is characterized by a modified vibrational spectrum, which does not correspond to any known phase or polytype of the material. The change of state is also accompanied by a change of dielectric constant at optical frequencies and DC resistivity, suggesting possible applications for a femtosecond switchable bistable non-volatile memory. The manuscript describing the result is currently in preparation, while a patent application for a bistable memory device based on this principle has already been submitted.

#### Theoretical studies on the nanoscale

In the hopping magnetoresistance of doped insulators, an applied magnetic field shrinks the electron s-wave function of a donor or an acceptor and this reduces the overlap between the hopping sites resulting in the positive magnetoresistance quadratic in a weak magnetic field. Different from s-states, a weak magnetic field expands the electron wave functions with positive magnetic quantum numbers, and shrinks the states with negative magnetic quantum numbers in a wide region outside the point defect. This results in a negative weak-field magnetoresistance, which is linear in the field when the orbital degeneracy is lifted. The theory provides a possible explanation of a large low-field magnetoresistance in disordered organic materials. (Physical Review Letters, 108, 186601 (2012)).

The current-voltage characteristics of long and narrow superconducting channels shunted with normal resistors are investigated using the time-dependent Ginzburg-Landau equations for the complex order parameter. We have shown that the switching current is not effected by the shunt. On the other hand, the re-trapping current is increasing with the decreasing of the resistivity of the shunt. When the resistance of the shunt is lower than a certain critical value of the shunt resistance, the current-voltage characteristics do not show hysteretic behavior. (submitted to Physical Review B).

#### Nanomaterials

Inorganic molecular wires – particularly molybdenum halide or chalcogenide cluster polymers – have emerged as a new type of one-dimensional material with remarkable molecular-scale functionality. Their one-dimensional polymer structure gives rise to some very unusual physical properties. Anionic bridges that bind Mo clusters together into one-dimensional chains are extraordinarily strong, yet highly deformable, giving rise to exceptionally high Young's moduli and nonlinear mechanical properties, respectively. The very weak interaction between individual polymer chains within crystalline bundles leads to the observation of an extreme one-dimensional electronic and magnetic character, on the one hand, and also to an easy dispersion in common polar solvents and ultralow shear moduli on the other. The sulfur atoms within the structure facilitate diverse functionalization chemistry to thiol-containing molecules, such as proteins.

Until now, MoSI MWs were synthesized under a high pressure of  $\sim 100$  bar and temperatures of  $1000$  °C or above. To develop a process that can be scaled up, we examined the synthesis under growth conditions that can be realized in chemical vapor deposition (CVD): a lower temperature of  $850$  °C and a total vapor pressure of 1 bar. We demonstrated that MoSI NWs can be synthesized under these conditions. The resulting material depends strongly on the morphology of the Mo starting material, with a combination of nanostructured Mo foil and Mo powder being the most conducive to long and flexible MoSI NWs. These results are reported in *Synthetic Metals* 162, 1677–1680

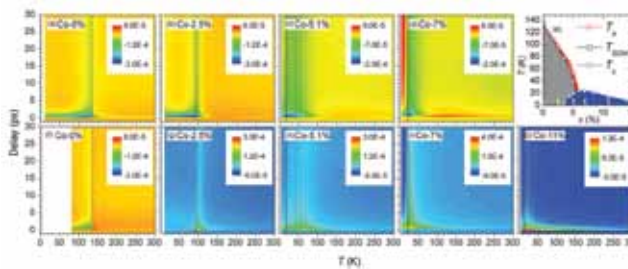


Figure 1: The photoinduced reflectivity ( $\Delta R/R$ ) transients as a function of temperature at different dopings and probe polarizations in  $\text{Ba}(\text{Fe}_{1-x}\text{Co}_x)_2\text{As}_2$  (a)–(d), (f)–(j). The vertical lines indicate  $T_c$  (full lines), TSDW (dashed lines), and  $T_s$  (dotted lines). The phase diagram of  $\text{Ba}(\text{Fe}_{1-x}\text{Co}_x)_2\text{As}_2$  (e). The investigated-sample dopings are marked by the yellow vertical bars.

(2012). Building on these results, we are now exploring the vertical growth of MoSI NWs for chemisensor and different aptamer/antibody biosensor applications.

Poly( $\epsilon$ -caprolactone) (PCL) is one of the most commonly used polymers in biomedical applications, mainly because it is biodegradable. We report, for the first time, on the preparation of composites of  $\text{Mo}_6\text{S}_3\text{I}_6$  with PCL via

**Noble-metal nanoparticles were directly deposited on  $\text{Mo}_6\text{S}_y\text{I}_z$  ( $8.2 \leq y+z \leq 10$ ) wire bundles either in a solution (water) or on a substrate ( $\text{SiO}_2$ ) at room temperature in a single-step reaction without any additional reducing reagents.**

melt mixing in a twin screw extruder. Extensive microscopic examinations of the composites revealed that the nanowires were well dispersed in the PCL matrix, although bundles of  $\text{Mo}_6\text{S}_3\text{I}_6$  ropes were evident at higher loadings. Secondary electron imaging (SEI) showed that the nanowires had formed an extensive network throughout the PCL matrix, resulting in increased electrical conductivity of PCL, by eight orders of magnitude, and an electrical percolation threshold of  $6.5 \times 10^{-3}$  vol%. This means that the  $\text{Mo}_6\text{S}_3\text{I}_6$  nanowires are credible alternatives to CNTs as functional fillers for polymeric materials

for use in electrostatic discharge, EMI shielding, flexible electronic substrate, and electrode applications. These results are reported in *Polymers for Advanced Technology* 23, 149–160 (2012).

*The following work sits on the cusp between nano and correlated materials – since it uses a correlated material but performs nanostructuring on it, with no ultrafast electron dynamics:*

We have shown that a (positive or negative) charge can be induced by the application of a positive or negative local bias to the surface of a  $\text{La}_{1.975}\text{Sr}_{0.025}\text{CuO}_{4-8}$  (LSCO) crystal by a conducting atomic force microscope (AFM) tip. The charged regions are found by Auger electron spectroscopy (AES) to have a different stoichiometry from the surrounding material, over a depth of a few nanometers and resolution limited width. The rapid relaxation dynamics of the surface potential is consistent with an ionic diffusion process, but that there is a very long, semi-permanent change that is present for both bias polarities and does not relax in months. The absence of patterning in a vacuum shows that the modification is mediated by a water meniscus, which can act as an electrochemical

**We discovered a straightforward technique to synthesize pure Mo nanowires (NWs) from  $\text{Mo}_6\text{S}_y\text{I}_z$  ( $8,2 < y + z \leq 10$ ) NWs as precursor templates.**

nanocell reactor. For small voltages, the topography is unchanged, even though substantial O is transferred. This thus presents qualitatively a new effect, where electrochemical doping is achieved within the nanocell volume capillary water. Remarkably, the process is completely reversible. Apart from fundamental implications for the heterostructure device construction, such surface charge manipulation could lead to the AFM nanopatterning of superconducting nanoscale devices and applications in memories. These results are reported in *Journal of Physics D: Applied Physics* 45, 125302-1–125302-5.

nanocell reactor. For small voltages, the topography is unchanged, even though substantial O is transferred. This thus presents qualitatively a new effect, where electrochemical doping is achieved within the nanocell volume capillary water. Remarkably, the process is completely reversible. Apart from fundamental implications for the heterostructure device construction, such surface charge manipulation could lead to the AFM nanopatterning of superconducting nanoscale devices and applications in memories. These results are reported in *Journal of Physics D: Applied Physics* 45, 125302-1–125302-5.

We report on a simple procedure that enables the efficient and large-scale production of thin bundles of  $\text{Mo}_6\text{S}_y\text{I}_z$  ( $8.2 \leq y+z \leq 10$ ) nanowires and their decoration with noble-metal nanoparticles. These MoSI nanowires are grown directly from the elements by optimising the chemical transport reaction conditions. The obtained nanowires self-assemble into bundles of different sizes and orientation. We successfully isolated bulk quantities of bundles with diameters of up to 80 nm that were several microns long by using controlled ultra-sonication and centrifugation purification in acetonitrile. The isolated bundles formed a stable dispersion in water without added surfactants. Noble-metal nanoparticles were directly deposited on  $\text{Mo}_6\text{S}_y\text{I}_z$  ( $8.2 \leq y+z \leq 10$ ) wire bundles either in a solution (water) or on a substrate ( $\text{SiO}_2$ ) at room temperature in a single-step reaction without any additional reducing reagents. We discovered that the nanowires act as a reducing and capping agent and can be readily oxidised. We controlled the density of gold nanoparticles on a nanowire bundle by changing the concentration of the chloro-noble metal complex  $\text{XNMCl}_4$ . (NM= Pd, Pt, Au) (X= H,Na,K) in the water solution. Several different methods, including X-ray diffraction, scanning electron microscopy with wavelength dispersive analysis, and transmission electron microscopy were used for the characterisation of the starting nanowires and the final products.

We discovered a straightforward technique to synthesize pure Mo nanowires (NWs) from  $\text{Mo}_6\text{S}_y\text{I}_z$  ( $8,2 < y + z \leq 10$ ) NWs as precursor templates. The structural transformations occur when  $\text{Mo}_6\text{S}_y\text{I}_z$  NWs are annealed in an Ar/H<sub>2</sub> mixture leading to the formation of pure Mo NWs with similar structures as initial morphologies. Detailed microscopic characterizations showed that large-diameter (>15 nm) Mo NWs are highly porous, while small diameters (<7 nm) are made of solid nanocrystalline grains. We found that NWs of diameter 4 nm can carry up to 30  $\mu\text{A}$  current without suffering structural degradation. Moreover, NWs can be elastically deformed

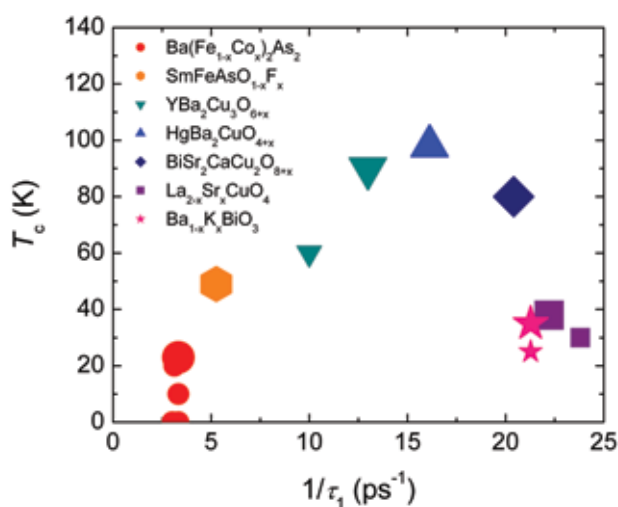


Figure 2: Relaxation time of electrons provides the critical temperature of high-temperature superconductors.

small diameters (<7 nm) are made of solid nanocrystalline grains. We found that NWs of diameter 4 nm can carry up to 30  $\mu\text{A}$  current without suffering structural degradation. Moreover, NWs can be elastically deformed

over several cycles without signs of plastic deformation. These results are reported in *Nanoscale Research Letters* **7**, 567 (2012). The method has been filed as a world patent with the application number PCT/SI2012/000041 (publication number WO/2012/177224).

### Electron dynamics in biological macromolecules

In 2012 we have made important progress in manufacturing single DNA molecule nanocircuits for an investigation of the electron transport properties of DNA complexes with transition-metal ions, i.e., M-DNA. We have defined an optimal geometry for electrical leads with sub-micron gaps adapted for our electrical measurements on individual DNA molecules. The circuits were produced by e-beam lithography. The macromolecules of M-DNA differ in structure from the common (canonical) B-DNA only by the incorporated divalent transition-metal cations in the interior of the double helix. They were deposited on the nanocircuits by casting a buffer solution in a direction perpendicular to the electrical micro-leads. An AFM picture in Fig 3 shows the individual M-DNA molecules bridging a sub-micron gap between electrical micro-contacts, as prepared with our method. With this method we can now routinely deposit DNA and M-DNA molecules on prepared nanocircuits and measure not only the I-V characteristics of individual DNA/M-DNA molecules under ambient conditions but also the temperature dependences of their electrical conductivity in a broad temperature range (2–300 K). The measurements have shown that the conductivity of a pristine, non-complexed DNA exhibits an activated behavior where the conductivity exponentially decays toward zero as the temperature is lowered from room temperature – a behavior typical for electric insulators. In contrast, the conductivity of an M-DNA molecule has shown a plateau in a middle temperature range (100–200 K) where the conductivity is virtually temperature-independent. Similar behavior were observed recently in contactless measurements of the microwave cavity loss at 10 GHz on bulk samples (A. Omerzu et al, *Phys. Rev. Lett.* **104**, 156804 (2010)). These results give firm support to the hypothesis that the electron transport in M-DNA is strongly correlated and much more efficient at longer (< 10 nm) distances then in the native DNA.

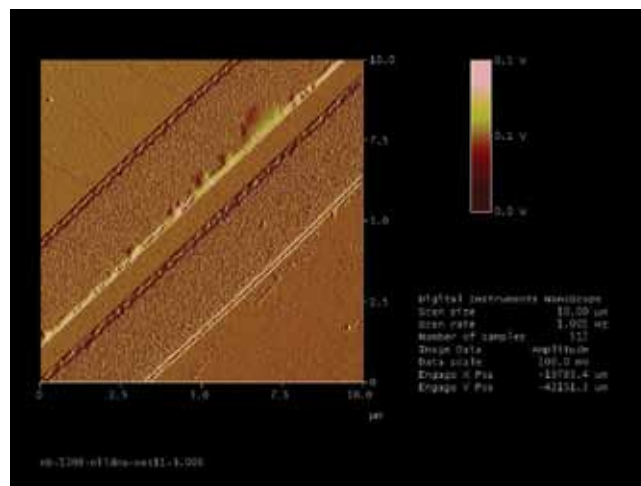


Figure 3: An AFM image of long, individual molecules of M-DNA bridging a sub-micron gap between two gold microelectrodes.

### Soft Matter

In 2012 we continued with investigations of optical holographic patterning in light-sensitive liquid-crystal elastomers (LCEs). These are polymer materials that exhibit a very strong opto-mechanical response, which is why they are promising for applications in various optically manipulated micromechanical devices. We investigated unusual phenomena observed in the vicinity of the phase transition from the nematic to the paranematic phase. The investigations of the kinetics of the holographic recording process were reported in *Materials* **5**, 741-753 (2012), while observation of the so-called “hidden holograms” is reported in a paper that is in the publication process in *Phys. Rev. E*. We also investigated the tunability of the grating period of the optical diffraction gratings made from LCEs, which is reported in *Proc. SPIE*, **8556**, 012031-1-4 (2012).

We continued investigations of the effect of inorganic nanotubes and nanowires on the electro-optical properties of nematic liquid crystals and their composites with polymer materials. We performed systematic analyses of the effect of different nanotubes on the switching voltage and switching time of conventional nematic liquid crystals 5CB and E7. After this we extended our work on the use of polymerizable nematic liquid-crystal material RM257 (Merck). The main goal of these efforts is to obtain a polymer-nanotube composite material with an orientationally ordered distribution of nanotubes.

In cooperation with the Faculty of Physics at the University of Vienna we continued with investigations of holographically structured materials that can be used as diffractive elements for the manipulation of cold neutron beams. Different methods for the holographic patterning of composite materials made from photopolymer and superparamagnetic nanoparticles were analyzed. The main goal of these investigations is the fabrication of a new type of polarizers and analyzers for cold neutrons. The results are reported in: *J. Phys., Conference Series* **340**, 012031-1-4 (2012) and *Materials* **5**, 2788-2815 (2012).

Our investigations of the self-assembling properties of DNA-related molecules were in 2012 focused onto two problems: (i) an analysis of the interaction properties of lipophilic derivatives of all four DNA bases (A, G, C, T) in monomolecular thin films on the water surface (Langmuir films) and (ii) comparative study of the aggregation properties of four very similar G-

**Our investigations of the interaction properties of lipophilic derivatives of all four DNA bases (A, G, C, T) in monomolecular thin films on the water surface (Langmuir films) showed that also in thin surface films guanine-derivatives exhibit very different behaviour from the derivatives of other DNA bases.**



rich DNA oligonucleotides in an aqueous solution. The investigations of the former showed that also in thin surface films guanine-derivatives exhibit very different behaviour from the derivatives of other DNA bases. The results of

---

**A stable nematic suspension can be produced with macroscopic magnetization along the nematic director  $n$ . After cooling in magnetic field a monodomain sample is obtained in which the magnetization can be switched by reversing the field.**

---

this work were reported in *Colloids & Surfaces B* 103, 45-51 (2012). The investigations of the aggregation properties in solution show that all four investigated oligonucleotides self-assemble into G-quadruplex structures. But, in contrast to the expected behaviour, oligonucleotides without the "sticky" GC ends form shorter G4-wire structures than oligonucleotides without the sticky ends. A publication about these results is in preparation.

In cooperation with CO PoliMat we investigated the effect of plasma treatment on water sorption in cellulose fibers. This work is a part of a larger project in medical sciences devoted to the development of new kinds of multifunctional materials for wound dressing. The results were reported in *Mater. Technol.* 46, 69-73 (2012).

Nematic liquid crystals formed by dimers with an odd flexible spacer exhibit transitions to modulated structures and phases with domains of opposite chirality. To test the prediction that the bend elastic constant for odd-membered liquid-crystal dimers can go to zero, causing the transition, we have performed dynamic light-scattering measurements in the two homologues CB7CB and CB9CB. The relaxation rates of the twist and splay modes are only weakly temperature dependent, but that for the bend mode slows down dramatically towards the transition to the modulated phase. At the transition both the bend and twist modes disappear, while the splay relaxation rate increases strongly. The bare splay and twist elastic constants increase slowly with decreasing temperature, while the bend constant decreases by a factor of 1.7 in CB7CB and 2.3 in CB9CB. This result indicates that the modulated phase due to the softening of the bend elastic. The softening of the bend constant is caused by a negative value of third-order invariants in the Landau-deGennes free energy.




Figure 4: Brewster angle microscopy (BAM) image of Langmuir film of guanosine derivative with one lipophilic chain. The image was taken during film compression in the two-phase-coexistence region.

We showed that using ferromagnetic platelets, with anchoring at the platelets surface that favours perpendicular orientation of the nematic director at the particles' surface, a stable nematic suspension can be produced with macroscopic magnetization along the nematic director  $n$ . Cooling to the nematic phase in the absence of the magnetic field produces a polydomain sample with two opposite states of magnetization parallel to the nematic ordering. After cooling in a magnetic field a monodomain sample is obtained in which the magnetization can be switched by reversing the field. The existence of this unique ferromagnetic fluid is due to an interplay of nematic elastic interaction that crucially depends on the shape of the particles and magnetic dipolar interaction.

In collaboration with the Department of Condensed Matter Physics (F5) we experimentally studied the behavior of liquid crystals (LCs) under the influence of time-modulated temperature gradients. The absorption of the traveling laser beam in the LC creates a traveling region of elevated temperature. The combination of a temperature-dependent viscosity and the thermal expansion of the liquid results in a fluid flow in the direction opposite to the movement of the hot region. We demonstrated guided flows in the nematic LC and showed that the method enables custom alignment of the LC director on a micrometer scale. The preliminary findings were presented at ILCC 2012.

#### Nonlinear optics

In the Nonlinear Optics Laboratory we study new materials and their interaction with laser light. Integrated optics is a promising technology; however, better materials will increase its potential. In cooperation with North Carolina State University in Raleigh, USA, we study new concepts of compact light sources on the basis of nonlinear

---

**We have also developed a more compact two-frequency laser source at 9.31 THz. This frequency is sufficiently far away from the water absorption lines and therefore large propagation distances of the THz waves can be realized in devices, e.g., for remote materials testing.**

---

optical conversion of existing lasers into the spectral regions where lasers are not yet available. AlGaIn grown by metal-organic chemical vapor deposition (MOCVD) has a great potential for optoelectronic devices emitting and detecting light in the ultraviolet (UV) wavelength regime. We study AlGaIn waveguides with an alternating sign of the nonlinear coefficient in regular intervals and allows quasi phase matching.

In cooperation with Rainbow Photonics A.G., a spin-off company of ETH Zurich, we study THz generation with difference frequency mixing. One way is using a two-frequency optical parametric oscillator to produce pulses with two frequency components of a prescribed frequency difference. We also develop a more compact two-frequencies laser source at 9.31 THz. This

frequency is sufficiently far away from the water absorption lines and therefore large propagation distances of the THz waves can be realized in devices, e.g., for remote materials testing. The two-frequency laser uses Nd:YAG and Yb:YAG as laser hosts, with emission wavelengths at 1.03  $\mu\text{m}$  and 1.06  $\mu\text{m}$ .

### Biomedical optics

We have investigated the potential of pulsed photo-thermal radiometry (PPTR) for non-contact measurements of laser-induced temperature profiles in strongly scattering biological tissues. Using an original laboratory setup, we have monitored the laser removal of unwanted tattoos in human volunteers and demonstrated the high value of the obtained information for objective guidance of therapy on an individual patient basis. Using the same technique, we have studied the energy deposition characteristics of a prototype Nd:YAP laser (1342 nm) in the skin of four healthy volunteers, and compared them with those of two customary medical lasers (Nd:YAG and KTP, emitting at 1064 and 532 nm, respectively). The results indicate that the Nd:YAP laser could enable safe and effective non-ablative rejuvenation of sun-damaged skin. Both studies were performed in collaboration with Fotona d.d., Ljubljana.

The SFTR profiling technique was also applied for the characterization of laser light absorption in a simple in-vitro model of cutaneous vessel containing a contrast agent based on dedicated polymer nanostructures with ICG dye (collaboration with University of California at Riverside, USA).

Using the same experimental approach, combined with a dedicated numerical model, we have developed a unique method for an objective determination of the maximum safe radiant exposure in the irradiation of human skin with millisecond laser pulses. We have demonstrated that our method provides more accurate and reliable damage-threshold values than earlier proposed approaches. The application of such a protocol could significantly improve the efficacy and safety of several dermatologic laser treatments, where the radiant exposure is currently selected based on a subjective judgment of the treating physician.

We have participated in a study of selective coagulation of cutaneous vasculature using sequential laser irradiation and millisecond cryogen sprays, performed in an animal model (in collaboration with Beckman Laser Institute at University of California, Irvine, USA).

We have developed a three-dimensional (3D) Monte Carlo (MC) model of light transport in strongly scattering and heterogeneous human skin with rigorous treatment of the analytically defined boundaries between neighbouring tissues. In contrast to the customary implementation of the 3D MC approach, where tissue boundaries are approximated according to the rectangular spatial grid, the results of our model do not depend on the discretization step or minute translations of the spatial grid. The predicted energy deposition in subsurface absorbing structures (e.g., blood vessels) can vary up to 30% between the models, indicating an inherent deficiency of the customary approach.

### Biological systems

In collaboration with the *Laboratory for Experimental Soft Matter at Faculty of Mathematics and Physics, University of Ljubljana*, we continued the research of biomimetic systems with an emphasis on the analysis of the flow around a single artificial cilium and a study of hydrodynamic coupling among artificial cilia. We used tracer particles to monitor and map the hydrodynamic flow. A comparison with the simple theoretical model revealed that higher-order terms of the multipole expansion of flow velocity have to be taken into account to match the experimental data. Our findings were published in *Beilstein J. Nanotechnol.* 2012, 3, 163–171.

Hydrodynamic coupling was studied in a system of artificial cilia, where one cilium was active – actuated with the external field – whereas the other one was passive. We used magneto-optical tweezers to compose the active one from micron-sized superparamagnetic colloidal particles that were subsequently stabilized in chain configuration by the external magnetic field. The passive cilium did not interact with the field therefore its movement directly reflected the motion of the surrounding liquid. A comparison of the amplitudes of both cilia gave us exact coupling coefficients and their anisotropy. The results were presented in an invited lecture at a conference in London, while the article is in preparation.

With the same laboratory we finished the development of the counter-propagating dual-beam optical tweezers, where two laser beams hold trapped objects with much higher force than in ordinary single-beam tweezers. The

---

**We have demonstrated that our method provides more accurate and reliable damage-threshold values than earlier proposed approaches. The application of such a protocol could significantly improve the efficacy and safety of several dermatologic laser treatments.**

---

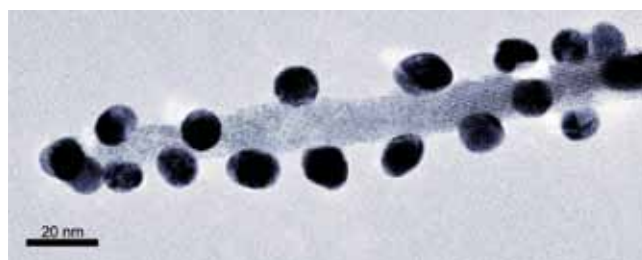


Figure 5: Bundles of MoSi nanowires decorated with gold nanoparticles.

---

**In collaboration with the Laboratory for Experimental Soft Matter at Faculty of Mathematics and Physics, University of Ljubljana, we finished the development of the counter-propagating dual-beam optical tweezers, where two laser beams hold trapped objects with much higher force than in ordinary single-beam tweezers.**

---

system will be used to characterize the intermolecular interactions of biologically relevant molecules and to measure the micro-rheological properties of the complex matter.

In collaboration with the Department of Condensed Matter Physics (F5) we developed a theoretical model for the optimization of ciliary beating patterns based on energetic efficiency and used it to search for the most efficient beating pattern of cilia, where the complete stroke is limited to a single plane. Such planar strokes are used by some unicellular organisms, such as *Stentor* and *Opalina*. We discovered that the metachronal coordination on a densely ciliated surface of cilia beating in time-symmetric reciprocal manner enables fluid pumping, despite the fact that the Purcell's scallop theorem forbids it on a level of a single cilium. We also showed that some external constraints (for example, limited maximum torque acting on a cilium) can make symplectic waves more efficient than antiplectic ones.

### Some outstanding publications in the year 2012

1. Milanič, M., Majaron, B.: Energy deposition profile in human skin upon irradiation with a 1,342 nm Nd:YAP laser. *Lasers surg. med.*, 2013, vol. 45, no. 1, pp. 8–14
2. Čoga, L., Ilc, T., Devetak, M., Masiero, S., Gramigna, L., Spada, G. P., Drevenšek Olenik, I.: Liponucleoside thin films : the special behaviour of guanosine. *Colloids surf., B Biointerfaces*. [Print ed.], 2012, vol. 103, pp. 45–51
3. Jia, W., Tran, N., Sun, V., Marinček, M., Majaron, B., Choi, B., Nelson, J. S.: Photocoagulation of dermal blood vessels with multiple laser pulses in an in vivo microvascular model. *Lasers surg. med.*, 2012, vol. 44, no. 2, pp. 144–151
4. Kušar, P., Gruber, C., Hohenau, A., Krenn, J. R.: Measurement and reduction of damping in plasmonic nanowires. *Nano lett. (Print)*, 2012, vol. 12, no. 2, pp. 661–665
5. Alexandrov, A. S., Dediu, V. A., Kabanov, V.: Hopping magnetotransport via nonzero orbital momentum states and organic magnetoresistance. *Phys. rev. lett.*, 2012, vol. 108, no. 18, pp. 186601-1-186601-5
6. Stojchevska, L., Mertelj, T., Fisher, I. R., Mihailović, D.: Doping dependence of femtosecond quasiparticle relaxation dynamics in  $\text{Ba}(\text{Fe,Co})_2\text{As}_2$  single crystals : evidence for normal-state nematic fluctuations. *Phys. rev., B, Condens. matter mater. phys.*, 2012, vol. 86, no. 2, pp. 024519-1-024519-12
7. Mertelj, A., Cmok, L., Čopič, M., Cook, G., Evans, D. R.: Critical behavior of director fluctuations in suspensions of ferroelectric nanoparticles in liquid crystals at the nematic to smectic-A phase transition. *Phys. rev., E Stat. nonlinear soft matter phys. (Print)*, 2012, vol. 85, no. 2, pp. 021705-1-021705-7
8. Mast, C. B., Osterman, N., Braun, D.: Thermal solution for molecular evolution. *Int. j. mod. phys. b*, 2012, vol. 26, no. 32, pp. 1230017-1-1230017-13

### Some outstanding publications in the year 2011

1. Strojnik, M., Omerzu, A., Majkic, A., Mihailovic, P. M., Lukan, J., Bavdek, G., Bratina, G., Cvetko, D., Topolovsek, P., Mihailovic, D.: Ionization energy and energy gap structure of MoSI molecular wires: Kelvin Probe, Ultraviolet Photoelectron Spectroscopy, and Cyclic Voltammetry measurements. *Langmuir*, 2011, vol. 27, no. 8, pp. 4296–4299
2. Mertelj, A., Rešetič, A., Gyergyek, S., Makovec, D., Čopič, M.: Anisotropic microrheological properties of chain-forming magnetic fluids. *Soft matter*, 2011, vol. 7, issue 1, pp. 118–124
3. Osterman, N., Vilfan, A.: Finding the ciliary beating pattern with optimal efficiency. *Proc. Natl. Acad. Sci. U. S. A.*, 2011, vol. 108, no. 38, pp. 15727–15732
4. Kokot, G., Vilfan, M., Osterman, N., Vilfan, A., Kavčič, B., Poberaj, I., Babič, D.: Measurement of fluid flow generated by artificial cilia. *Biomicrofluidics*, 2011, vol. 5, no. 3, pp. 034103-1-034103-9
5. Milanič, M., Majaron, B.: Three-dimensional Monte Carlo model of pulsed-laser treatment of cutaneous vascular lesions. *J. biomed. opt.*, 2011, vol. 16, no. 12, pp. 128002-1-128002-12
6. Alexandrov, A. S., Kabanov, V.: Unconventional high-temperature superconductivity from repulsive interactions : theoretical constraints. *Phys. rev. lett.*, 2011, vol. 106, no. 13, pp. 136403-1-136403-4
7. Beck, M., Klammer, M., Lang, S., Leiderer, P., Kabanov, Viktor V., Gol'tsman, G. N., Demšar, J.: Energy-gap dynamics of superconducting NbN thin films studied by time-resolved terahertz spectroscopy. *Phys. rev. lett.*, 2011, vol. 107, no. 17, pp. 177007-1-177007-4
8. Toda, Y., Mertelj, T., Mihailović, D.: Femtosecond carrier relaxation dynamics and photoinduced phase separation in  $\text{k}(\text{BEDT-TTF})_2\text{Cu}[\text{N}(\text{CN})_2]\text{X}$  ( $\text{X}=\text{Br,Cl}$ ). *Phys. rev. lett.*, 2011, vol. 107, no. 22, pp. 227002-1-227002-4



## Some outstanding publications in the year 2010

1. Yusupov, R. V., Mertelj, T., Kabanov, V., Brazovskii, S., Kušar, P., Chu, Jiun-Haw, Fisher, I. R., Mihailović, D.: Coherent dynamics of macroscopic electronic order through a symmetry breaking transition. *Nature physics*, 2010, vol. 6, no. 9, pp. 681–684
2. Gadermaier, C., Alexandrov, A. S., Kabanov, V., Kušar, P., Mertelj, T., Yao, X., Manzoni, C., Brida, D., Cerullo, G., Mihailović, D.: Electron-phonon coupling in high-temperature cuprate superconductors determined from electron relaxation rates. *Phys. rev. lett.*, 2010, vol. 105, no. 25, pp. 257001-1-257001-4
3. Yusupov, R. V., Mihailović, D., Colin, C. V., Blake, G. R., Palstra, T. T. M.: Critical phenomena and femtosecond ordering dynamics associated with electronic and spin-ordered phases in  $\text{YVO}_3$  and  $\text{GdVO}_3$ . *Phys. rev., B, Condens. matter mater. phys.*, 2010, vol. 81, no. 7, pp. 075103-1-175103-6
4. Mertelj, T., Kušar, P., Kabanov, V., Stojchevska, L., Zhigadlo, N. D., Katrych, S., Bukowski, Z., Karpinski, J., Weyeneth, S., Mihailović, D.: Quasiparticle relaxation dynamics in spin-density-wave and superconducting  $\text{SmFeAsO}_{1-x}\text{F}_x$  single crystals. *Phys. rev., B, Condens. matter mater. phys.*, 2010, vol. 81, no. 22, pp. 224504-1-224504-9
5. Stojchevska, L., Kušar, P., Mertelj, T., Kabanov, V., Lin, X., Cao, G., Xu, Z. A., Mihailović, D.: Electron-phonon coupling and the charge gap of spin-density wave iron-pnictide materials from quasiparticle relaxation dynamics. *Phys. rev., B, Condens. matter mater. phys.*, 2010, vol. 82, no. 1, pp. 012505-1-012505-4
6. Vilfan, M., Potočnik, A., Kavčič, B., Osterman, N., Poberaj, I., Vilfan, A., Babič, D.: Self-assembled artificial cilia. *Proc. Natl. Acad. Sci. U. S. A.*, 2010, vol. 107, no. 5, pp. 1844–1847
7. Eichberger, M. M., Schäfer, H., Krumova, M., Beyer, M., Demšar, J., Berger, H., Moriena, G., Sciaini, G., Miller, R. J. D.: Snapshots of cooperative atomic motions in the optical becalming of charge density waves. *Nature (Lond.)*, 2010, vol. 468, no. 7325, pp. 799–802
8. Schäfer, H., Kabanov, V., Beyer, M., Biljaković, K., Demšar, J.: Disentanglement of the electronic and lattice parts of the order parameter in a 1d charge density wave system probed by femtosecond spectroscopy. *Phys. rev. lett.*, 2010, vol. 105, no. 6, pp. 066402-1-066402-4

## Organization of conferences, congresses and meetings

1. SLONANO 2012, Ljubljana, Slovenia, coorganizers, 24.–26. 10. 2012

## Patent granted

1. Aljaž Drnovšek, Dragan D. Mihailović, An array smell sensor based on the measurement of the junction resistance of nanowires with different metals, SI23582 (A), Urad RS za intelektualno lastnino, 29.6.2012.
2. Adolf Jesih, Andrej Kovič, Aleš Mrzel, Method for a synthesis of quasi-one-dimensional structures of 4d and 5d (Nb, Mo Ta, W) transition metals, SI23768 (A), Urad RS za intelektualno lastnino, 31.12.2012.

## INTERNATIONAL PROJECTS

1. 7. FP - HINTS: Next generation hybrid interfaces for spintronic applications  
European Commission  
Prof. Viktor Kabanov
2. 7. FP - COST: Compact high brilliance single frequency terahertz source  
European Commission  
Prof. Marko Zgonik
3. 7. FP - ERESIN: Electronic response of single inorganic nanowires  
European Commission  
Prof. Dragan Dragoljub Mihailović
4. COST, Action MP0802: Self-assembled guanosine structures for molecular electronic devices  
COST Office  
Prof. Martin Čopič
5. COST, Action MPNS0902: COINAPO - Composites of inorganic nanotubes and polymers  
COST Office  
Prof. Dragan Dragoljub Mihailović
6. Organization of the international conference SLONANO 2012, 24.–26. 10. 2012, Ljubljana  
Prof. Dragan Dragoljub Mihailović
7. Laser therapy of cutaneous vascular lesions using repetitive irradiation and intermittent cryogen cooling  
Slovenian Research Agency  
Prof. Boris Majaron
8. Age determination of traumatic bruises by combined diffuse reflectance spectroscopy and pulsed photothermal radiometry  
Slovenian Research Agency  
Prof. Boris Majaron
9. Electron - phonon coupling in high-temperature superconductors determined from femtosecond electron relaxation rates  
Slovenian Research Agency  
Prof. Viktor Kabanov
10. Photonic structures based on polymer-nanoparticle composites  
Slovenian Research Agency  
Prof. Irena Drevenšek Olenik
11. Crystal and film growth and time-domain optical spectroscopy investigations of the superconducting state of the cuprate superconductors  
Slovenian Research Agency  
Asst. Prof. Tomaž Mertelj
12. Time resolved optical spectroscopy of collective electronically ordered states in iron based pnictides  
Slovenian Research Agency  
Prof. Viktor Kabanov
13. Spectrum of the collective excitations of the quasi-one-dimensional conductors with the charge density wave in the equilibrium and nonequilibrium state  
Slovenian Research Agency  
Prof. Viktor Kabanov

## RESEARCH PROGRAMS

1. Light and matter  
Prof. Martin Čopič
2. Dynamics of complex nano-systems  
Prof. Dragan Dragoljub Mihailović

## R & D GRANTS AND CONTRACTS

- Collective and molecular dynamics of photosensitive liquid crystal elastomers  
Prof. Martin Čopič
- Molecular electronics with MoSI nanowires  
Prof. Dragan Dragoljub Mihailović
- Biomimetic systems in microfluidic  
Dr. Mojca Vilfan
- Molecular motors  
Dr. Natan Osterman
- Ultrafast electron dynamics in metals and determination of electron-phonon coupling constant in metals and superconductors  
Prof. Viktor Kabanov
- Cosmology in the lab - femtosecond control of phase transitions in real time  
Prof. Dragan Dragoljub Mihailović
- Center of competence biomedical engineering: CC BME  
Prof. Boris Majaron

## VISITORS FROM ABROAD

- Prof. Eduard Tutis, Institute of Physics, University of Zagreb, Croatia, 10. 4. 2012
- Prof. Lise Lyngsnes Randeberg, Department of Electronics and Telecommunications, Norwegian University of Science and Technology (NTNU), Trondheim, Norway, 21.-24. 5. 2012
- Nataša Vujčić, Institute of Physics, University of Zagreb, Croatia, 31. 5. 2012
- Nevena Čelić, Faculty of Science, University of Zagreb, Novi Sad, Serbia, 4. 6. 2012
- Tetiana Borzda, Taras Shevchenko National University of Kyiv, Kyiv, Ukraine, 9.-13. 7. 2012
- Prof. Xinzhen Zhang, TEDA Applied Physics School, Nankai University, China, 9.-22. 7. 2012
- Dr. Liqin Tang, TEDA Applied Physics School, Nankai University, China, 9.-22. 7. 2012
- Dr. Yasunori Toda, Department of Applied Physics, Hokkaido University, Sapporo, Japan, 17.-19. 9. 2012
- Dr. Migaku Oda, Department of Applied Physics, Hokkaido University, Sapporo, Japan, 17.-19. 9. 2012
- Dr. Uwe Bovensiepen, University Duisburg-Essen, Faculty of Physics, Duisburg, Germany, 4.-5. 10. 2012
- Dr. Valentin Alek Dediu, CNR-ISMN Institute, Bologna, Italy, 19.-21. 11. 2012
- Dr. Alberto Riminucci, CNR-ISMN Institute, Bologna, Italy, 10.-11. 12. 2012

## STAFF

### Researchers

- Alexandre Sergeevitch Alexandrov, B. Sc., died 15.08.12
  - Prof. Martin Čopič\*
  - Prof. Jure Demšar, left 01.08.12
  - Prof. Irena Drevenšek Olenik\*
  - Asst. Prof. Christoph Gadermaier
  - Prof. Viktor Kabanov
  - Dr. Matjaž Lukac\*, left 01.07.12
  - Prof. Boris Majaron
  - Dr. Marko Marinček\*, left 01.07.12
  - Asst. Prof. Alenka Mertelj
  - Asst. Prof. Tomaž Mertelj
  - 12. Prof. Dragan Dragoljub Mihailović, Head**
  - Dr. Aleš Mrzel
  - Dr. Aleš Omerzu
  - Asst. Prof. Boštjan Podobnik\*
  - Dr. Mojca Vilfan
  - Prof. Marko Zgonik\*
- ### Postdoctoral associates
- Dr. Primož Kušar
  - Dr. Aleksej Majkić
  - Dr. Matija Milanič
  - Dr. Natan Osterman
  - Dr. Jure Strle

### Postgraduates

- Vladimir Baranov, B. Sc.
  - Miloš Borovšak, B. Sc.
  - Jože Buh, B. Sc.
  - Gašper Kokot, B. Sc.
  - Andrej Kovič, B. Sc.
  - Dr. Andrej Petelin, left 01.07.12
  - Anna Pogrebna, B. Sc.
  - Ljupka Stojčevska, B. Sc.
  - Martin Strojnik, B. Sc.
  - Peter Topolovšek, B. Sc.
  - Luka Vidovič, B. Sc.
- ### Technical officers
- Alessandro Lukan, B. Sc., retired 01.06.12
  - Damjan Svetin, B. Sc.
  - Petra Šutar, B. Sc.
- ### Technical and administrative staff
- Martina Knavs, B. Sc.
  - Janja Milivojevič
  - Nataša Zakrajšek, B. Sc.

Note:

\* part-time JSI member

## BIBLIOGRAPHY

### ORIGINAL SCIENTIFIC ARTICLE

- Alexandre Sasha Alexandrov, Valentin A. Dediu, Viktor V. Kabanov, "Hopping magnetotransport via nonzero orbital momentum states and organic magnetoresistance", *Phys. rev. lett.*, vol. 108, no. 18, pp. 186601-1-186601-5, 2012.
- Vladimir V. Baranov, A. G. Balanov, Viktor V. Kabanov, "The multiple phase slip phenomena in the narrow superconducting channels", In: Proceedings of the the European Conference Physics of Magnetism 2011, (PM'11), June 27-July 1, 2011, Poznań, Poland, *Acta physica polonica, A*, vol. 121, no. 5/6, pp. 1038-1041, 2012.
- Lucija Čoga, Tina Ilc, Miha Devetak, Stefano Masiero, Lucia Gramigna, Gian Piero Spada, Irena Drevenšek Olenik, "Liponucleoside thin films: the special behaviour of guanosine", *Colloids surf., B Biointerfaces*, vol. 103, pp. 45-51, 2012.
- Marina Davydovna, Andrej Kovič, Peter Topolovšek, Dragan Mihailović, "Low pressure, low temperature synthesis of  $\text{Mo}_6\text{S}_3\text{I}_6$  molecular wires suitable for upscaling", *Synth. met.*, vol. 162, no. 17/18, pp. 1677-1680, 2012.
- Miha Devetak, Nejc Skoporc, Martin Rigler, Zdenka Peršin, Irena Drevenšek Olenik, Martin Čopič, Karin Stana-Kleinschek, "Effects of plasma treatment on water sorption in viscose fibres", *Mater. tehnol.*, vol. 46, no. 1, pp. 69-73, jan.-feb. 2012.
- Christoph Gadermaier, Viktor V. Kabanov, Alexandre Sasha Alexandrov, Dragan Mihailović, "On determining the strength of the electron-phonon interaction from electron energy relaxation times", In: Invited papers from the 6th Meeting of the Study of Matter at Extreme Conditions, (SMEC), Miami, Florida, USA, 2011, *Journal of applied physics*, vol. 111, no. 11, pp. 112605-1-112605-3, 2012.
- Julia R. Gog et al. (13 authors), "Dynamics of Salmonella infection of macrophages at the single cell level", *Journal of the Royal Society interface*, vol. 9, no. 75, pp. 2696-2707, 2012.
- Marko Gregorc, Hui Li, Valentina Domenici, Gabriela Ambrožič, Martin Čopič, Irena Drevenšek Olenik, "Kinetics of holographic recording and spontaneous erasure processes in light-sensitive liquid crystal elastomers", *Materials (Basel)*, vol. 5, no. 5, pp. 741-753, 2012.

9. Christian Gruber, Primož Kušar, Andreas Hohenau, J. R. Krenn, "Controlled addressing of quantum dots by nanowire plasmons", *Appl. phys. lett.*, vol. 100, no. 23, pp. 231102-1-231102-3, 2012.
10. Andreas Hohenau, Primož Kušar, Christian Gruber, J. R. Krenn, "Analysis of damping-induced phase flips of plasmonic nanowire modes", *Opt. lett.*, vol. 37, no. 4, pp. 746-748, 2012.
11. Wangcun Jia, Nadia Tran, Victor Sun, Marko Marinček, Boris Majaron, Bernard Choi, J. Stuart Nelson, "Photocoagulation of dermal blood vessels with multiple laser pulses in an in vivo microvascular model", *Lasers surg. med.*, vol. 44, no. 2, pp. 144-151, 2012.
12. Blaž Kavčič, Dušan Babič, Natan Osterman, Boštjan Podobnik, Igor Poberaj, "Rapid prototyping system with sub-micrometer resolution for microfluidic applications", In: Proceedings of the 2nd European Conference on Microfluidics Microfluidics 2010(MicroFlu'10), December 8-10, 2010, Toulouse, France, *Microsystem technologies*, vol. 18, no. 2, pp. 191-198, 2012.
13. Gašper Kokot, Mojca Mally, Saša Svetina, "The dynamics of melittin-induced membrane permeability", *Eur. biophys. j.*, vol. 41, no. 5, pp. 461-474, 2012.
14. Andrej Kovič, Andrej Žnidaršič, Adolf Jesih, Aleš Mrzel, Miran Gaberšček, Abdou Hassanien, "A novel facile synthesis and characterization of molybdenum nanowires", *Nanoscale research letters*, vol. 7, pp. 567-1-567-7, 2012.
15. Primož Kušar, Christian Gruber, Andreas Hohenau, J. R. Krenn, "Measurement and reduction of damping in plasmonic nanowires", *Nano lett. (Print)*, vol. 12, no. 2, pp. 661-665, 2012.
16. Matjaž Lukač, Nina Malej Primc, Samo Pirnat, "Quantum square pulse Er:YAG lasers for fast and precise hard dental tissue preparation", *LAHA*, vol. 2012, no. 1, pp. 14-21, 2012.
17. Alenka Mertelj, Luka Cmok, Martin Čopič, Gary Cook, Dean R. Evans, "Critical behavior of director fluctuations in suspensions of ferroelectric nanoparticles in liquid crystals at the nematic to smectic-A phase transition", *Phys. rev., E Stat. nonlinear soft matter phys. (Print)*, vol. 85, no. 2, pp. 021705-1-021705-7, 2012.
18. Karolj Nemeš, Matjaž Lukač, Janez Možina, "Variable square pulse vs conventional PFN pumping of Er:YAG laser", *Opt. Laser Technol.*, vol. 44, no. 3, pp. 664-668, 2012.
19. Ljupka Stojchevska, Tomaž Mertelj, Ian R. Fisher, Dragan Mihailović, "Doping dependence of femtosecond quasiparticle relaxation dynamics in Ba(Fe, Co)<sub>2</sub>As<sub>2</sub> single crystals: evidence for normal-state nematic fluctuations", *Phys. rev., B, Condens. matter mater. phys.*, vol. 86, no. 2, pp. 024519-1-024519-12, 2012.
20. Martin Strojnik, Jure Strle, Monika Jenko, Dragan Mihailović, "Nanoscale stoichiometric modifications and surface charge patterning of La<sub>1.975</sub>Sr<sub>0.025</sub>CuO<sub>4+δ</sub> crystals with a biased atomic force microscope tip", *J. phys., D, Appl. phys.*, vol. 45, no. 12, pp. 125302-1-125302-5, 2012.
21. Andrea Taschin, Paolo Bartolini, Antoni Sánchez-Ferrer, Raffaele Mezzenga, Aleš Mrzel, Renato Torre, "Investigation of relaxation processes in nanocomposites by transient grating experiments", In: Proceedings of the Conference on Multiphase Polymers and Polymer Composites Systems: Macro to Nano Scales, June 7-10, 2011, Paris, France, *Materials science forum*, vol. 714, pp. 79-83, 2012.
22. Mark B. Taylor, Matjaž Lukač, Martin Gorjan, Karolj Nemes, "Combined fractional and bulk heating modality for Nd:YAG laser skin treatments", *LAHA*, vol. 2012, no. 1, pp. 26-34, 2012.
23. Mojca Vilfan, Gašper Kokot, Andrej Vilfan, Natan Osterman, Blaž Kavčič, Igor Poberaj, Dušan Babič, "Analysis of fluid flow around a beating artificial cilium", *Beilstein j. nanotechnol.*, vol. 3, pp. 163-171, 2012.
24. Zdenko Vižintin, Mario Rivera, Ivan Fistović, Ferit Saraçoğlu, Paolo Guimares, Jorge Gávia, Victor Garcia, Matjaž Lukač, Tadej Perhavec, Leonardo Marini, "Novel minimally invasive VSP Er:YAG laser treatments in gynecology", *LAHA*, vol. 2012, no. 1, pp. 46-58, 2012.

## REVIEW ARTICLE

1. Jürgen Klepp, C. Pruner, Y. Tomita, P. Geltenbort, Irena Drevenšek Olenik, Sašo Gyergyek, J. Kohlbrecher, Martin Fally, "Holographic gratings for slow-neutron optics", *Materials (Basel)*, vol. 5, iss. 12, pp. 2788-2815, 2012.
2. Christof B. Mast, Natan Osterman, Dieter Braun, "Thermal solutions for molecular evolution", *Int. j. mod. phys. b*, vol. 26, no. 32, pp. 1230017-1-1230017-13, 2012.

## PUBLISHED SCIENTIFIC CONFERENCE CONTRIBUTION (INVITED LECTURE)

1. Matija Milanič, Boris Majaron, "Pulsed photothermal depth profiling of tattoos undergoing laser removal treatment", In: *Photonic therapeutics and diagnostics VIII: 21-24 January 2012, San Francisco, California, United States*, (Proceedings of SPIE, vol. 8207), Nikiforos Kollias, ed., Bellingham, SPIE, 2012, pp. 82070G-1-82070G-12.

## PUBLISHED SCIENTIFIC CONFERENCE CONTRIBUTION

1. Vladimir V. Baranov, A. G. Balanov, Viktor V. Kabanov, "The bifurcation phenomena in the resistive state of the narrow superconducting channels", In: *Proceedings of the 26th International Conference on Low Temperature Physics (LT26)*, 10-17 August 2012, Beijing, China, (Journal of physics, Conference series, vol. 400, no. 2, 2012), Bristol, Institute of Physics Publishing, 2012, vol. 400, pp. 022005-1-022005-4, 2012.
2. Raluca C. Frunza, Marko Jankovec, Martin Strojnik, Barbara Malič, Marija Kosec, "Electrical properties of Ta<sub>2</sub>O<sub>5</sub>-rich dielectric thin films from solution", In: *Proceedings, 48th International Conference on Microelectronics, Devices and Materials & the Workshop on Ceramic Microsystems*, September 19 - September 21, 2012, Otočec, Slovenia, Darko Belavič, ed., Iztok Šorli, ed., Ljubljana, MIDEM - Society for Microelectronics, Electronic Components and Materials, 2012, pp. 381-386.
3. Marko Gregorc, Hui Li, Valentina Domenici, Irena Drevenšek Olenik, "Tunable photonic structures from liquid crystal elastomers", In: *Holography, diffractive optics, and applications V, 5-7 November 2012, Beijing, China*, (Proceedings of SPIE, the international society for optical engineering, vol. 8556), Yunlong Sheng, ed., Chongxiu Yu, ed., Linsen Chen, ed., [Bellingham], SPIE, cop. 2012, pp. 855616-1-855616-7.
4. Jürgen Klepp, Irena Drevenšek Olenik, Sašo Gyergyek, C. Pruner, R. A. Rupp, Martin Fally, "Towards polarizing beam splitters for cold neutrons using superparamagnetic diffraction gratings", In: *Proceedings of the 5th European Conference on Neutron Scattering, 17-21 July 2011, Prague, Czech Republic*, (Journal of physics, Conference series, vol. 340, 2012), Bristol, Institute of Physics Publishing, 2012, vol. 340, pp. 012031-1-012031-4.
5. Andrej Kovič, Aleš Mrzel, Mojca Vilfan, "Enostopenjsko pripenjanje nanodelecev žlahtnih kovin na MoSl nanožice", In: *Slovenski kemijski dnevi 2012, Portorož, 12.-14. september 2012*, Zdravko Kravanja, ed., Darinka Brodnjak-Vončina, ed., Miloš Bogataj, ed., Maribor, FKKT, 2012, 7 pp.
6. Aleš Mrzel, Adolf Jesih, Andrej Kovič, Srečo D. Škapin, Maja Remškar, Damjan Vengust, "Molybdenum based nanowires and nanotubes by a two-step molybdenum/chalcogenide/halide approach", In: *Proceedings of the ICNS4, 4th International Conference on Nanostructures*, ICNS4, 12-14 March 2012, Kish Island, Iran, Alireza Zaker Moshfegh, ed., Teheran, Sharif University of Technology, 2012, pp. 477-479.
7. Gleb Varyasov, Tine Oblak, Aleš Mrzel, Adolf Jesih, "Sulphidization of molybdenum coordination compounds", In: *Slovenski kemijski dnevi 2012, Portorož, 12.-14. september 2012*, Zdravko Kravanja, ed., Darinka Brodnjak-Vončina, ed., Miloš Bogataj, ed., Maribor, FKKT, 2012, 6 pp.

## REVIEWED SECONDARY AND PRIMARY SCHOOL TEXTBOOK OR OTHER TEXTBOOK

1. Tinka Bačič, Mojca Vilfan, Simona Strgulc-Krajšek, Jasna Dolenc Koce, Vane Krajšek, *Spoznavamo naravo 6: učbenik za naravoslovje v 6. razredu osnovne šole*, 2. dopolnjena in popravljena izd., Preddvor, Narava, 2012.

## PATENT APPLICATION

1. Adolf Jesih, Andrej Kovič, Aleš Mrzel, *Method for a synthesis of quasi-one-dimensional structures of 4d and 5d (Nb, Mo Ta, W) transition metals*, WO2012177224 (A3), World Intellectual Property Organization, 27.12.2012.
2. Andrej Kovič, Adolf Jesih, Aleš Mrzel, *The procedure for the synthesis of 4d and 5d (Nb, Mo Ta, W) nitrites of transition metals in the form of quasi-one-dimensional structures*, P-20120057, Urad RS za intelektualno lastnino, 22.2.2012.

3. Ljupka Stojčevska, Tomaž Mertelj, Igor Vaskivskiy, Dragan D. Mihailović, *Ultrafast memory by laser quench*, P-201200364, Urad RS za intelektualno lastnino, 30.12.2012.

## PATENT

1. Aljaž Drnovšek, Dragan D. Mihailović, *An array smell sensor based on the measurement of the junction resistance of nanowires with different metals*, SI23582 (A), Urad RS za intelektualno lastnino, 29.6.2012.
2. Adolf Jesih, Andrej Kovič, Aleš Mrzel, *Method for a synthesis of quasi-one-dimensional structures of 4d and 5d (Nb, Mo Ta, W) transition metals*, SI23768 (A), Urad RS za intelektualno lastnino, 31.12.2012.

## MENTORING

1. Andrej Petelin, *Light scattering on liquid-crystal elastomers*: doctoral dissertation, Ljubljana, 2012 (mentor Martin Čopič).
2. Aljaž Drnovšek, *Optimization of MoS<sub>2</sub> selective gas nanosensor*: master's thesis, Ljubljana, 2012 (mentor Dragan Mihailović).
3. Andraž Rešetič, *Structure and microrheological properties of binary colloids*: master's thesis, Ljubljana, 2012 (mentor Alenka Mertelj).
4. Peter Topolovšek, *Doping and transformations of Mo<sub>6</sub>S<sub>8-x</sub>I<sub>x</sub> nanowires with alkali and alkaline earth metals*: master's thesis, Ljubljana, 2012 (mentor Dragan Mihailović).

# DEPARTMENT OF REACTOR PHYSICS

## F-8

*During the past year we have been working mainly on:*

- *theoretical, experimental and applied reactor physics*
- *plasma physics*
- *neutron-transport calculations*
- *semiconductor physics*
- *medical physics*

In the field of **reactor physics** we continued our research primarily on developing new methods for the analysis of research and power reactors. Through a bilateral agreement between the Slovenian Ministry and the CEA, we performed a series of measurements together with our French colleagues at the TRIGA reactor in Ljubljana to calibrate new, self-powered detectors and to measure the axial power distribution in the reactor using different methods. The results serve to improve the accuracy of our computational models, as well as neutron detectors; they improve the accuracy of the absolute thermal power calibration of the TRIGA reactor. Within the scope of another project with the CEA we tested and validated cross-section data for neutron dosimetry and neutron spectrum unfolding through activation measurements. The results were a contribution to the IRDFF library, which was recently released from the International Atomic Energy Agency (IAEA).

Within the scope of our international activities we continued with the evaluation of nuclear data and their covariance matrices. We continued work on the evaluation of the data for manganese, we selected integral benchmark experiments for the validation of nuclear data for uranium-238 and the isotopes of iron; we also performed some sensitivity/uncertainty analyses for selected benchmarks within the OECD/NEA subgroup WPEC-33.

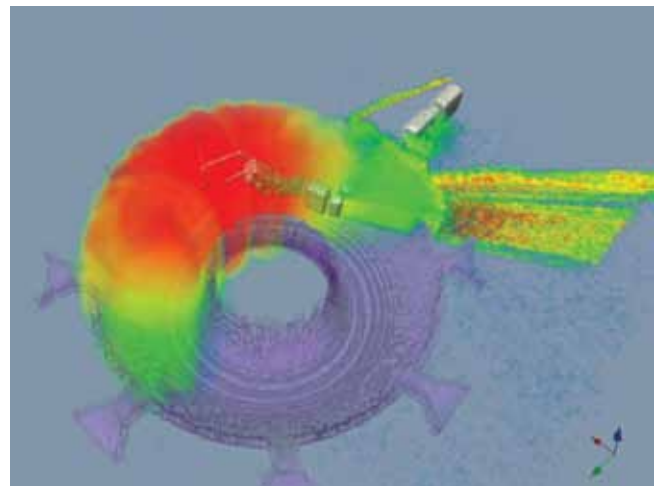
In the frame of the international collaboration (activities of the OECD/NEA Uncertainty Analysis in Modelling – UAM, WPEC SG33 and European Commission projects ANDES and F4E) we continued with the development of the methodology for the nuclear data sensitivity and uncertainty analysis. These methods were successfully applied to fission reactors for reactor-safety studies (criticality, impact of delayed neutrons for reactor kinetics) as well as to future fusion-reactor (ITER) analysis. In the area of benchmark experiments we continued the long-term collaboration with ENEA Frascati in the FNG measurements and with OECD/NEA in the development of the SINBAD international shielding experiments database for fission, fusion and accelerators.

In the field of **plasma physics** we studied the formation of the potential in front of a negative electrode immersed in a plasma. Attention was focused on the analysis of the dependence of the floating electron emitting electrode on the electron emission. The problem was studied with PIC simulations of a plasma diode. The results were published in two scientific papers and in conference contributions. These results represent an important contribution to a better understanding of the use of emissive probes. We have shown that the saturation depends very much on the ratio between the temperature of the emitted electrons and the temperature of the basic electron population. If this ratio is low the floating potential indeed does not increase very much with increasing emission, after the temperature limited emission has been exceeded. For a larger ratio between both temperatures (above around 0.15) the floating potential continues to increase with increasing emission also above the temperature limited emission level and may even exceed the plasma potential. Our simulations explain the results of the measurements with emissive probes in low-temperature plasmas that have not been explained until now. We have continued our work on sheath formation in front of a negative electrode in a plasma in an oblique magnetic field. Attention was focused on a polytropic function and the deviation of the electron density from the Boltzmann distribution. Together with partners from Sofia university we also continued work on the interpretation of Langmuir probe I-V characteristics in magnetized plasmas.

In the field of **neutron-transport calculations** we continued and expanded our collaboration with JET – Joint European Torus, the largest fusion reactor in the world. Co-workers of the Reactor Physics Division have, in col-



Head:  
**Asst. Prof. Andrej Trkov**



*Figure 1: Neutron flux field in the JET torus; absolute value of the flux and its relative difference due to the presence of the remote-handling mascot robot during the neutron-source calibration.*

laboration with JET staff, performed calculations of the neutron field inside the torus and in this way improved the understanding of the neutron detectors and their calibration. The work was necessary after the change of the torus first wall to beryllium during the last shut-down. The JSI staff is jointly responsible for the maintenance of the JET model for transport calculations with the Monte Carlo method and in 2012 our model was increased in detail, especially in the vicinity of diagnostics systems. The new model was also optimized for the calculation of correction factors, which are needed during the 2013 calibration.

We also collaborate on a project for neutron-detector calibration. Our tasks are transport calculations for the determination of calibration uncertainties and the determination of corrections, arising from the operating conditions, which differ from the conditions during calibration, e.g., in-vessel structures, neutron spectra, neutron source shape, etc. In 2012 our work was devoted especially to the remote-handling system and the analyses of its influence on the calibration of neutron detectors.

The work on the JET gamma camera was continued with a calculation of the neutron attenuation in the long version of the neutron attenuators, which will be used with the DT plasma. We calculated the neutron scattering locations inside the attenuator and improved the understanding of the noise due to scattered neutrons. In a similar way the intensity and location of the induced  $\gamma$  rays, responsible for a lower quality of the measurements, was calculated.

Our research in the field of **medical physics** is directed towards image-guided cancer therapy. Within this general area, we were focused mainly on quantitative imaging with positron emission tomography (PET) with relatively new radiopharmaceutical 3'-Fluoro-3'-deoxythymidine (FLT), that is used for the imaging of cellular proliferation. Part of our work was more methodological, where we studied the quantification of FLT PET images with a kinetic analysis of FLT tissue uptake. The topic of this research was an optimization of the kinetic analysis method and an assessment of the kinetic analysis results' uncertainty. Through our collaboration with the University of Wisconsin (Madison, USA), we were involved in the planning and execution of clinical studies, where we used our kinetic analysis methodology for the assessment of radiopharmaceuticals tissue uptake. Besides that, we obtained some clinical data from the University of Wisconsin, which we used for a feasibility study of dose painting using a PET-based treatment response. In this study we found that such dose painting is feasible if the response is quantified with a robust metric (e.g., as a difference between two images FLT PET). The ratio of two FLT PET images, which would be the most straightforward extension already established definition of regional PET-based response, is at the application on voxel level severely affected with the imaging noise and therefore inappropriate.

### Some outstanding publications in the past year

1. Gyergyek, T., Kovačič, J.: Saturation of a floating potential of an electron emitting electrode with increased electron emission: A one-dimensional kinetic model and particle-in-cell simulation. *Physics of Plasmas*, 19, 2012, 013506.
2. Popov, Tsv., Ivanova, P., Dimitrova, M., Kovačič, J., Gyergyek, T., Čerček, M.: Langmuir probe measurements of the electron energy distribution function in magnetized gas discharge plasma. *Plasma Sources Sci. Technol.* 21, 2012, 025004.
3. Snoj, L., Žerovnik, G., Trkov, A.: Computational analysis of irradiation facilities at the JSI TRIGA reactor. *Appl. radiat. isotopes*. [Print ed.], 2012, vol. 70, pp. 483–488
4. Žerovnik, G., Trkov, A., Kodeli, I. A.: Correlated random sampling for multivariate normal and log-normal distributions. *Nucl. instrum. methods phys res., Sect. A, Accel.* [Print ed.], 2012, vol. 690, pp. 75–78
5. Capote, R., Zolotarev, K., Pronyaev, V. G., Trkov, A.: Updating and extending the IRDF-2002 dosimetry library. *Journal of ASTM International*, 2012, iss. 4, vol. 9, p. 9
6. Batistoni, P., Angelone, M., Fischer, U., Klix, A., Kodeli, I., Leichtle, D., Pillon, M., Pohorecki, W., Villari, R.: Neutronics experiments for uncertainty assessment of tritium breeding in HCPB and HCLL blanket mock-ups irradiated with 14MeV neutrons. *Nucl. Fusion* 52, 2012, 083014
7. Kodeli, I., Snoj, L.: Evaluation and Uncertainty Analysis of the KRITZ-2 Critical Benchmark Experiments, *Nucl. Sci. Eng.* 171, 2012, pp. 231–238
8. Kirk, B. L., Grove, R. E., Kodeli, I., Gulliford, J., Sartori, E.: The current status of the shielding integral benchmark archive and database (SINBAD). *Journal of ASTM International (JAI)*, Vol. 9, Iss. 3, p. 8, March 2012
9. Ivanov, K., Avramova, M., Kamerow, S., Kodeli, I., Sartori, E., Ivanov, E., Cabellos, O.: Benchmark for uncertainty analysis in modelling (UAM) for design, operation and safety analysis of LWRs, Volume I: Specification and support data for the neutronics cases (Phase I), Version 2.0, 2012
10. Gregoire, V., Jeraj R., Lee, J. A. and O'Sullivan, B.: Radiotherapy for head and neck tumours in 2012 and beyond: Conformal, tailored, and adaptive? *Lancet Oncol* 13(7), 2012, pp. e292–300
11. Vanderhoek, M., Perlman, S. B., Jeraj R.: Impact of the definition of peak standardized uptake value on quantification of treatment response. *J Nucl Med* 53(1), 2012, pp. 4–11



## INTERNATIONAL PROJECTS

- Screening a selection of evaluations of structural materials for eventual anomalies to be signalled previous to the inclusion of the evaluations into the JEFF-32T2 test library  
Organisation for Economic Co-operation and Development  
Asst. Prof. Andrej Trkov
- Reports on thermal neutron induced SEU susceptibility of PXIe and cRIO fast controller components  
ITER  
Dr. Luka Snoj
7. FP - EURATOM - ANDES: Accurate nuclear data for nuclear energy sustainability  
European Commission  
Asst. Prof. Andrej Trkov
- F4E - Action 2 - Nuclear data experiments and techniques ACTION F4E-GRT-056 (ES-AC) ACTION 2  
European Commission  
Prof. Ivan Aleksander Kodeli
- F4E-FPA-168-01; Nuclear data improvements and development of tools - nuclear data evaluation  
European Commission  
Prof. Ivan Aleksander Kodeli
- FP - EURATOM: public information; Research unit, administration and services RU-FU; Annex 3 to contract 3211-08-000102, FU07-CT-2007-00065  
Ministry of Higher Education, Science and Technology  
Asst. Prof. Andrej Trkov
- FP - EURATOM: Upgrade of gamma-ray cameras: Neutron attenuators - 2.2.1.- FU; EFDATask agreement JW6-TA-EP2-GRG-02, JW8-NEP-MHST-02  
Ministry of Higher Education, Science and Technology  
Dr. Igor Lengar
- Fusion Expo support action under EFDA work programme, task agreement WP10-PIN-FUSEX  
Ministry of Higher Education, Science and Technology  
Dr. Igor Lengar
7. FP - EURATOM; Improvement of diagnostic in edge plasmas of fusion devices - 1.2.1.- FU; Annex 3 to contract 3211-08-000102, FU07-CT-2007-00065  
Ministry of Higher Education, Science and Technology  
Prof. Tomaž Gyergyek
7. FP - EURATOM: Neutron calculations for fusion reactor-JET MCNP Model; 3.4.1.- FU; EFDA Task agreement JW9-FI-JET-5.32/JW9-NFT-MHST-03  
Ministry of Higher Education, Science and Technology  
Dr. Igor Lengar
7. FP - EURATOM: Neutron calculations for fusion reactor-neutron source - 3.4.2.- FU; Annex 2 to contract 3211-08-000102; FU07-CT-2007-00065  
Ministry of Higher Education, Science and Technology  
Dr. Luka Snoj
7. FP - EURATOM; Neutron calculation for fusion reactor-JET MCNP MODEL - 3.4.1.- FU11; Agreement TA JW11-FI-JET-5.36/JW11-NFT-MHST  
Ministry of Higher Education, Science and Technology  
Dr. Igor Lengar
7. FP - EURATOM; Assessment of ANSYS workbench hybrid platform - 4.10.1. FU; WP12-DTM-01-T03-01/MHEST/PS  
Ministry of Higher Education, Science and Technology  
Dr. Igor Lengar
7. FP - EURATOM; Neutronic studies for DEMO - 4.10.2. FU  
Ministry of Higher Education, Science and Technology  
Dr. Igor Lengar
7. FP - EURATOM; Emissive probes for AUG class tokamaks and beyond; WP12-IPH-A08-2-12/PS-01  
Ministry of Higher Education, Science and Technology  
Prof. Tomaž Gyergyek
7. FP - EURATOM; Measurements of SOL transport by probes in H-mode during ELM Intervals; WP12-IPH-A06-2-07/PS-01  
Ministry of Higher Education, Science and Technology  
Prof. Tomaž Gyergyek
7. FP - EURATOM; Measurements of SOL transport by probes in H-mode during Inter ELM Intervals; WP12-IPH-A06-1-1-07/PS-01  
Ministry of Higher Education, Science and Technology  
Prof. Tomaž Gyergyek
7. FP - EURATOM; He production-upper vertical port; WP12-DTM-04-T10-02/MHEST/PS  
Ministry of Higher Education, Science and Technology  
Dr. Igor Lengar
7. FP - EURATOM, MHEST Association; neutron calculation for fusion reactor, JET MCNP Model - 3.4.1.-FU, TA JW12-FI-JET, JW12-NFT-MHST  
Ministry of Education, Science and Sport  
Dr. Igor Lengar
7. FP - EURATOM, MHEST Association; neutron calculation for fusion reactor, JET NEUTRON Sources Calibration - 3.4.2.-FU, TA JW12-FI-JET, JW12-NFT-MHST  
Ministry of Education, Science and Sport  
Dr. Luka Snoj
7. FP - EURATOM, MHEST Association; neutron calculation for fusion reactor, upgrade of octant 1 JET MODEL - 3.4.3.-FU, JW12-FI-JET, JW12-NFT-MHST  
Ministry of Education, Science and Sport  
Dr. Igor Lengar
- Improvement of evaluated nuclear data files with emphasis on activation and dosimetry reactions; Nuclear data libraries for advanced systems: Fusion devices (FENDL-3)  
IAEA - International Atomic Energy Agency  
Asst. Prof. Andrej Trkov
- Evaluation and validation of prompt fission neutron spectra and the corresponding covariance matrices  
IAEA - International Atomic Energy Agency  
Prof. Ivan Aleksander Kodeli
- Feasibility study and installation of thermal neutron driven 14 MeV neutron converter into the TRIGA research reactor  
IAEA - International Atomic Energy Agency  
Dr. Luka Snoj
- Research and development of plasma diagnostic techniques with emissive probe  
Slovenian Research Agency  
Prof. Milan Čerček
- Evaluation and validation of the resonance parameters for structural materials  
Slovenian Research Agency  
Asst. Prof. Andrej Trkov
- Development and validation of procedures for propagation of uncertainties from the basic nuclear data to the integral reactor relevant parameters  
Slovenian Research Agency  
Prof. Ivan Aleksander Kodeli
- Analyses of thermal power calibration method and joint experimental irradiation campaign at TRIGA research reactor  
Slovenian Research Agency  
Dr. Luka Snoj
- Development of an improved database for neutron spectrum characterisation in irradiation facilities of research reactors  
Slovenian Research Agency  
Asst. Prof. Andrej Trkov
- Experimental verification of kinetic parameters of the TRIGA reactor and upgrade of the digital meter of reactivity  
Slovenian Research Agency  
Dr. Igor Lengar

## RESEARCH PROGRAM

- Reactor physics  
Asst. Prof. Andrej Trkov

## R & D GRANTS AND CONTRACTS

- Functionalization of biomedical samples by thermodynamic non-equilibrium gaseous plasma  
Prof. Milan Čerček
- Calculations to support neutron monitor calibration - JET fusion reactor example case  
Dr. Luka Snoj

## NEW CONTRACT

- Expert opinion in Krško NPP tests and repairs during refueling at the end of fuel cycle 25  
Milan Vidmar Electroinstitute  
Asst. Prof. Andrej Trkov

## VISITORS FROM ABROAD

- Prof. Giuseppe Gorini, University of Milano, Physics Department "G. Occhialini", Milan, Italy, 23.-24. 2. 2012
- Prof. Tsviatko Popov, Faculty for Physics, University "St. Kliment Ohridski", Sofia, Bulgaria, 14.-25. 5. 2012

- Dr. Roberto Capote Noy, International Atomic Energy Agency, Vienna, Austria, 15.-27. 7. 2012
- Dr. Christophe Domergue, CEA, Cadarache, France, 16.-20. 7. 2012, 3.-4. 10. 2012
- Dr. Loic Barbot, CEA, Cadarache, France, 16.-20. 7. 2012, 3.-4. 10. 2012
- Dr. Gwenole Corre, CEA, Cadarache, France, 16.-20. 7. 2012, 3.-4. 10. 2012
- Dr. Mathieu Thevenin, CEA, Cadarache, France, 3.-4. 10. 2012

## STAFF

### Researchers

1. Prof. Tomaž Gyergyek\*
2. Prof. Robert Jeraj
3. Dr. Ivan Aleksander Kodeli
4. Dr. Marjan Kromar
5. Dr. Igor Lengar
6. Dr. Luka Snoj
7. **Asst. Prof. Andrej Trkov, Head**

### Postdoctoral associates

8. Dr. Alberto Milocco, left 11.06.12
9. Dr. Urban Simončič
10. Dr. Gašper Žerovnik

### Postgraduates

11. Dušan Čalič\*, M. Sc.

12. Jernej Kovačič, B. Sc.
13. Vladimir Radulović, B. Sc.

### Technical and administrative staff

14. Dušan Rudman
15. Slavko Slavič\*, B. Sc.
16. Darinka Stich, retired 31.12.12
17. Uršula Turšič, B. Sc.
18. Bojan Žefran

Note:

\* part-time JSI member

# BIBLIOGRAPHY

## ORIGINAL SCIENTIFIC ARTICLE

1. Jiří Adánek, Matěj Peterka, Tomaž Gyergyek, Pavel Kudrna, Milan Tichý, "Diagnostics of magnetized low temperature plasma by ball-pen probe", In: Proceedings of the International Conference on Research and Applications of Plasmas, *Nukleonika*, vol. 57, no. 2, pp. 297-300, 2012.
2. JET EFDA Contributors: B. Baiocchi *et al.* (159 authors), "Numerical analysis of the impact of the ion threshold, ion stiffness and temperature pedestal on global confinement and fusion performance in JET and in ITER plasmas", *Plasma phys. control. fusion*, article number 085020, iss. 8, vol. 54, 13 pp., 2012.
3. P. Batistoni, M. Angelone, U. Fischer, A. Klix, Ivan Aleksander Kodeli, D. Leichte, M. Pillon, W. Pohorecki, R. Villari, "Neutronics experiments for uncertainty assessment of tritium breeding in HCPB and HCLL blanket mock-ups irradiated with 14 MeV neutrons", *Nucl. fus.*, vol. 52, no. 8, pp. 083014-1-083014-14, 2012.
4. R. Capote, Konstantin Zolotarev, V.G. Pronyaev, Andrej Trkov, "Updating and extending the IRDF-2002 dosimetry library", *Journal of ASTM International*, iss. 4, vol. 9, 9 pp., 2012.
5. JET EFDA Contributors: J. Citrin *et al.* (159 authors), "Predictive analysis of q-profile influence on transport in JET and ASDEX Upgrade hybrid scenarios", *Plasma phys. control. fusion*, article number 065008, iss. 6, vol. 54, 20 pp.
6. JET EFDA Contributors: Gianmaria De Tommasi *et al.* (159 authors), "A Software Tool for the Design of the Current Limit Avoidance System at the JET Tokamak", *IEEE trans. plasma sci.*, iss. 8, vol. 40, pp. 2056-2064, 2012.
7. P. Dossantos-Uzarralde, H.P. Jacquet, G. Dejonghe, Ivan Aleksander Kodeli, "Methodology investigations on uncertainties propagation in nuclear data evaluation", In: Selected and expanded papers from International Conference Nuclear Energy for new Europe 2010, Portorož, September 6-9, 2010, *Nuclear Engineering and Design*, vol. 246, pp. 49-57, 2012.
8. JET EFDA Contributors: M. Gelfusa *et al.* (159 authors), "New approximations and calibration methods to provide routine real-time polarimetry on JET", *IEEE trans. plasma sci.*, iss. 4, vol. 40, pp. 1149-1161, 2012.
9. JET EFDA Contributors: S. Gonzales *et al.* (159 authors), "Automatic location of L/H transition times for physical studies with a large statistical basis", *Plasma phys. control. fusion*, article number 065009, iss. 6, vol. 54, 20 pp., 2012.
10. Tomaž Gyergyek, Jernej Kovačič, "Floating potential of an electron emitting collector that terminates a bounded plasma system", *Contrib. Plasma Phys.* (1988), vol. 52, no. 8, pp. 699-721, Sep. 2012.
11. Tomaž Gyergyek, Jernej Kovačič, "Saturation of a floating potential of an electron emitting electrode with increased electron emission: a one-dimensional kinetic model and particle-in-cell simulation", *Phys. plasmas*, vol. 19, no. 1, pp. 1-16, 2012.
12. Radojko Jačimović, Andrej Trkov, Peter Stegnar, "Error in  $k_{\alpha}$ -NAA measurement due to temporal variation in the neutron flux in TRIGA Mark II reactor", In: Selected papers of the NAC-IV Symposium: Fourth International Symposium on Nuclear Analytical Chemistry, Mumbai, November 15-19, 2010, *Journal of radioanalytical and nuclear chemistry*, vol. 294, pp. 155-161, 2012.
13. Duško Kančev, Gašper Žerovnik, Marko Čepin, "Uncertainty analysis in the nuclear industry: analytical unavailability modelling incorporating ageing of safety components", *J. loss prev. process ind.*, vol. 25, no. 3, pp. 643-649, 2012.
14. G. Kennedy, C. Chilian, Radojko Jačimović, Gašper Žerovnik, Luka Snoj, Andrej Trkov, "Neutron self-shielding in irradiation channels of small reactors is isotropic", *J. radioanal. nucl. chem.*, vol. 291, no. 2, pp. 555-559, 2012.
15. B.L. Kirk, R. E. Grove, Ivan Aleksander Kodeli, J. Gulliford, E. Sartori, "The current status of the shielding integral benchmark archive and database (SINBAD)", *Journal of ASTM International*, iss. 3, vol. 9, 8 pp., 2012.
16. Ivan Aleksander Kodeli, Luka Snoj, "Evaluation and uncertainty analysis of the KRITZ-2 critical benchmark experiments", *Nucl. sci. eng.*, no. 3, vol. 171, pp. 231-238, 2012.
17. Marjan Kromar, Bojan Kurinčič, "DRAGON and CORD-2 nuclear calculations of the NPP Krško fuel assembly", In: Selected and expanded papers from International Conference Nuclear Energy for new Europe 2010, Portorož, September 6-9, 2010, *Nuclear Engineering and Design*, vol. 246, 7 pp., 2012.
18. JET EFDA Contributors: O. I. Kwon *et al.* (159 authors), "Stability analysis of high-beta plasmas in the Joint European Torus", *Plasma phys. control. fusion*, iss. 4, vol. 54, pp. 045010-1-045010-9, 2012.
19. Igor Lengar, Andrej Trkov, Marjan Kromar, Luka Snoj, "Digital meter of reactivity for use during zero-power physics tests at the Krško NPP", *Journal of energy technology*, vol. 5, iss. 1, pp. 13-26, feb. 2012.
20. Alberto Milocco, Andrej Trkov, "The Italian renaissance of the nuclear option - Hope or despair", *Journal of energy technology*, vol. 5, iss. 2, pp. 29-35, May 2012.
21. Alberto Milocco, Andrej Trkov, M. Pillon, "A Monte Carlo model for low energy D-D neutron generators", *Nucl. instrum. methods phys. res., B Beam interact. mater. atoms*, vol. 271, pp. 6-12, 2012.
22. JET EFDA Contributors: Andrea Murari *et al.* (159 authors), "Exploratory Data Analysis Techniques to Determine the Dimensionality of Complex Nonlinear Phenomena: The L-to-H Transition at JET as a Case Study", *IEEE trans. plasma sci.*, part 2, iss. 5, vol. 40, pp. 1386-1394, 2012.
23. JET EFDA Contributors: Andrea Murari *et al.* (159 authors), "A statistical investigation of the effects of edge localized modes on the equilibrium reconstruction in JET", *Plasma phys. control. fusion*, article Number 105005, iss. 10, vol. 54, 10 pp., 2012.
24. JET EFDA Contributors: A.C. Neto *et al.* (159 authors), "Exploitation of modularity in the JET tokamak vertical stabilization system", *Control eng. pract.*, iss. 9, vol. 20, pp. 846-856, 2012.
25. Tsviatko K. Popov, Pavlina Ivanova, Miglena Dimitrova, Jernej Kovačič, Tomaž Gyergyek, Milan Čerček, "Langmuir probe measurements of the electron energy distribution function in magnetized gas discharge plasmas", *Plasma sources sci. technol.*, vol. 21, no. 2, pp. 1-10, Apr. 2012.

26. JET EFDA Contributors: A. Quercia *et al.* (159 authors), "Ex-vessel magnetic measurements in JET: A critical assessment of the collar probe", *Fusion science and technology*, iss. 4, vol. 61, pp. 257-274, 2012.
27. Vladimir Radulović, Igor Lengar, Andrej Trkov, "Effect of systematic error in the fuel mass on  $k_{\text{eff}}$  in pebble bed reactors", In: Selected and expanded papers from International Conference Nuclear Energy for new Europe 2010, Portorož, September 6-9, 2010, *Nuclear Engineering and Design*, vol. 246, pp. 75-81, 2012.
28. Maja Remic, Gašper Žerovnik, Janez Žerovnik, "An experimental comparison of some heuristics for cardinality constrained bin packing problem", *Business systems research journal*, vol. 3, no. 2, pp. 57-63, 2012.
29. JET EFDA Contributors: P. A. Schneider *et al.* (159 authors), "Differences in the H-mode pedestal width of temperature and density", *Plasma phys. control. fusion*, article Number 105009, iss. 10, vol. 54, 20 pp., 2012.
30. JET EFDA Contributors: Luka Snoj *et al.* (159 authors), "Calculations to support JET neutron yield calibration: Neutron scattering in source holder", *Fusion eng. des.*, iss. 11, vol. 87, pp. 1846-1852, 2012.
31. JET EFDA Contributors: Luka Snoj *et al.* (1159 authors), "Calculations to support JET neutron yield calibration: Contributions to the external neutron monitor responses", In: Selected and expanded papers from International Conference Nuclear Energy for new Europe 2010, Portorož, September 6-9, 2010, *Nuclear Engineering and Design*, vol. 246, 2012.
32. JET EFDA Contributors: D.B. Syme *et al.* (1159 authors), "Fusion yield measurements on JET and their calibration", In: Selected and expanded papers from International Conference Nuclear Energy for new Europe 2010, Portorož, September 6-9, 2010, *Nuclear Engineering and Design*, vol. 246, pp. 185-190, 2012.
33. JET EFDA Contributors: L. E. Zakharov *et al.* (159 authors), "Understanding disruptions in tokamaks", In: Papers, 53rd Annual Meeting of the APS Division of Plasma Physics, November 14-18 2011, Salt Lake City, Priceton, *Physics of Plasmas*, iss. 5, vol. 19, pp. 055703-1-055703-13, 2012.
34. Luka Snoj, Andrej Trkov, Matjaž Ravnik, Gašper Žerovnik, "Testing of cross section libraries on zirconium benchmarks", *Ann. nucl. energy*, vol. 42, pp. 71-79, 2012.
35. Luka Snoj, Gašper Žerovnik, Andrej Trkov, "Computational analysis of irradiation facilities at the JSI TRIGA reactor", *Appl. radiat. isotopes*, vol. 70, pp. 483-488, 2012.
36. Andrej Trkov, Gašper Žerovnik, Christophe Destouches, Stephane Bourganel, G. Gregoire, Jean Michel Girard, "Self-shielding factor calculations of heterogeneous samples in activation measurements for neutron spectrum unfolding", In: Selected and expanded papers from International Conference Nuclear Energy for new Europe 2010, Portorož, September 6-9, 2010, *Nuclear Engineering and Design*, vol. 246, pp. 69-74, 2012.
37. Gašper Žerovnik, Andrej Trkov, Ivan Aleksander Kodeli, "Correlated random sampling for multivariate normal and log-normal distributions", *Nucl. instrum. methods phys res., Sect. A, Accel.*, vol. 690, pp. 75-78, 2012.
- Microelectronics, Electronic Components and Materials, 2012, pp. 115-120.
5. Tomaž Gyergyek, Jernej Kovačič, Milan Čerček, "Formation of a virtual cathode in front of an electron emitting collector that terminates a bounded plasma system", In: *Zbornik enaindvajsete mednarodne Elektrotehniške in računalniške konference ERK 2012, 17.-19. september 2012, Portorož, Slovenija*, (Zbornik ... Elektrotehniške in računalniške konference ERK ...), Baldomir Zajc, ed., Andrej Trost, ed., Ljubljana, IEEE Region 8, Slovenska sekcija IEEE, 2012, zv. A, pp. 199-202.
6. Romain Henry, Luka Snoj, Andrej Trkov, "Analysis of the TRIGA reactor benchmarks with TRIPOLI 4.4", In: *Proceedings*, 21st International Conference Nuclear Energy for New Europe, Ljubljana 2012, September 5-7, Tomaž Žagar, ed., Samo Fürst, ed., Ljubljana, Nuclear Society of Slovenia, 2012, 8 pp.
7. Romain Henry, Luka Snoj, Andrej Trkov, "Modeling of the TRIGA reactor benchmark with TRIPOLI 4.4, Validation of the model with Reactions rate distribution", In: *Proceedings*, 21st International Conference Nuclear Energy for New Europe, Ljubljana 2012, September 5-7, Tomaž Žagar, ed., Samo Fürst, ed., Ljubljana, Nuclear Society of Slovenia, 2012, 8 pp.
8. Jernej Jerman, Andrej Lešnjak, Luka Snoj, Borut Smodiš, "Inspection of the TRIGA reactor tank", In: *Conference program*, 21st International Conference Nuclear Energy for New Europe, Ljubljana 2012, September 5-7, Ljubljana, Nuclear Society of Slovenia, 2012, 9 pp.
9. Ivan Aleksander Kodeli, "Sensitivity and uncertainty in the effective delayed neutron fraction", In: *Proceedings PHYSOR 2012, Advances in reactor physics*, PHYSOR 2012, Advances in reactor physics, Knoxville, April 15-20, 2012, Knoxville, 2012, 9 pp.
10. Jernej Kovačič, Tomaž Gyergyek, Milan Čerček, "Validity of Boltzmann factor in magnetized plasmas", In: *Proceedings*, 21st International Conference Nuclear Energy for New Europe, Ljubljana 2012, September 5-7, Tomaž Žagar, ed., Samo Fürst, ed., Ljubljana, Nuclear Society of Slovenia, 2012, pp. 1-8.
11. Marjan Kromar, Bojan Kurinčič, "Criticality safety of the NPP Krško wet spent fuel storage in the hypothetical degraded configuration at optimum moderation condition", In: *Proceedings*, 21st International Conference Nuclear Energy for New Europe, Ljubljana 2012, September 5-7, Tomaž Žagar, ed., Samo Fürst, ed., Ljubljana, Nuclear Society of Slovenia, 2012, 4 pp.
12. Andrej Lešnjak, Jernej Jerman, Luka Snoj, "Inspection of TRIGA reactor tank", In: *Proceedings*, 21st International Conference Nuclear Energy for New Europe, Ljubljana 2012, September 5-7, Tomaž Žagar, ed., Samo Fürst, ed., Ljubljana, Nuclear Society of Slovenia, 2012, 8 pp.
13. Alberto Milocco, Ivan Aleksander Kodeli, Andrej Trkov, "Production and Testing of Multi-group Nuclear Data from the ENDF/B VII.1 Library", In: *Proceedings*, 21st International Conference Nuclear Energy for New Europe, Ljubljana 2012, September 5-7, Tomaž Žagar, ed., Samo Fürst, ed., Ljubljana, Nuclear Society of Slovenia, 2012, 10 pp.
14. Tsviatko K. Popov, Mladen Mitov, Ana Bankova, Pavlina Ivanova, Miglena Dimitrova, Sebastijan Rupnik, Jernej Kovačič, Tomaž Gyergyek, Milan Čerček, F. M. Dias, "Langmuir probe evaluation of the negative ion density in oxygen gas discharge magnetized plasma", In: *Proceedings*, ESCAMPIG 2012, XXI. Europhysics Conference on the Atomic and Molecular Physics of Ionized Gases, Tuesday 10 July to Saturday 14 July 2012, Viana do Castelo, Portugal, Pedro G. C. Almeida, ed., Luís L. Alves, ed., Vasco Guerra, ed., [Mulhouse], European Physical Society, 2012, pp. 1-2.
15. Vladimir Radulović, Aljaž Kolšek, Anže Jazbec, Andrej Štancar, Andrej Trkov, Luka Snoj, "Characterization of ex-core irradiation facilities of the JSI Triga Mark II reactor", In: *Proceedings*, 21st International Conference Nuclear Energy for New Europe, Ljubljana 2012, September 5-7, Tomaž Žagar, ed., Samo Fürst, ed., Ljubljana, Nuclear Society of Slovenia, 2012, 7 pp.
16. Sebastijan Rupnik, Jernej Kovačič, Milan Čerček, Tomaž Gyergyek, Valentin Pohoata, Gheorghe Popa, C. Ionita, Roman Schrittwieser, "Measurements of the ion energy distribution function during the creation of a fire-rod in a weakly magnetized discharge plasma column", In: *39th EPS Conference on Plasma Physics [and] 16th International Congress on Plasma Physics: 2-6 July 2012, Stockholm, Sweden*, [Mulhouse], European Physical Society, = EPS, 2012, pp. 1-4.
17. Luka Snoj, Marjan Kromar, Gašper Žerovnik, "Advances in reactor physics education: visualization of reactor parameters", In: *Proceedings PHYSOR 2012, Advances in reactor physics*, PHYSOR 2012, Advances in reactor physics, Knoxville, April 15-20, 2012, Knoxville, 2012, 12 pp.
18. Luka Snoj, Igor Lengar, Aljaž Čufar, B. Syme, Sergey Popovichev, S. Conroy, "Calculations to support JET neutron yield calibration: Effect

## PUBLISHED SCIENTIFIC CONFERENCE CONTRIBUTION

- R. Capote, I. Konstantin, I. Zolotarev, V.G. Pronyaev, Andrej Trkov, "Validating the ENDF-B/VII 235U (nth,f) prompt fission neutron spectrum using updated dosimetry cross sections", In: *Proceedings PHYSOR 2012, Advances in reactor physics*, PHYSOR 2012, Advances in reactor physics, Knoxville, April 15-20, 2012, Knoxville, 2012, 7 pp.
- Dušan Čalić, Andrej Trkov, Marjan Kromar, "Neutron multigroup homogenized cross section determination with the Monte Carlo method", In: *Proceedings*, 21st International Conference Nuclear Energy for New Europe, Ljubljana 2012, September 5-7, Tomaž Žagar, ed., Samo Fürst, ed., Ljubljana, Nuclear Society of Slovenia, 2012, 5 pp.
- Dušan Čalić, Andrej Trkov, Marjan Kromar, "Parallelisation of burnup calculations performed with the Monte Carlo code", In: *Proceedings*, 21st International Conference Nuclear Energy for New Europe, Ljubljana 2012, September 5-7, Tomaž Žagar, ed., Samo Fürst, ed., Ljubljana, Nuclear Society of Slovenia, 2012, 7 pp.
- Tomaž Gyergyek, Jernej Kovačič, "Dependence of the floating potential of an electron emitting collector that terminates a bounded plasma system on electron emission studied by a particle-in-cell computer simulation", In: *Proceedings*, 48th International Conference on Microelectronics, Devices and Materials & the Workshop on Ceramic Microsystems, September 19 - September 21, 2012, Otočec, Slovenia, Darko Belavič, ed., Iztok Šorli, ed., Ljubljana, MIDE - Society for

- of the JET Remote handling system on the external neutron monitor responses", In: *Proceedings*, 21st International Conference Nuclear Energy for New Europe, Ljubljana 2012, September 5-7, Tomaž Žagar, ed., Samo Fürst, ed., Ljubljana, Nuclear Society of Slovenia, 2012, 10 pp.
19. Luka Snoj, L. Sklenka, J. Rataj, Helmuth Böck, "Eastern Europe research reactor initiative nuclear education and training courses - current activities and future challenges", In: *Proceedings PHYSOR 2012, Advances in reactor physics*, PHYSOR 2012, Advances in reactor physics, Knoxville, April 15-20, 2012, Knoxville, 2012, 7 pp.
  20. Luka Snoj, Žiga Štancar, Vladimir Radulović, Manca Podvratnik, Gašper Žerovnik, Andrej Trkov, L. Barbot, C. Domergue, Christophe Destouches, "Experimental power density distribution benchmark in the TRIGA Mark II reactor", In: *Proceedings PHYSOR 2012, Advances in reactor physics*, PHYSOR 2012, Advances in reactor physics, Knoxville, April 15-20, 2012, Knoxville, 2012, 15 pp.
  21. Žiga Štancar, L. Barbot, C. Domergue, Vladimir Radulović, Andrej Trkov, Luka Snoj, "Evaluation of the axial absolute power profile measurements at the JSI Triga Mark II reactor", In: *Proceedings*, 21st International Conference Nuclear Energy for New Europe, Ljubljana 2012, September 5-7, Tomaž Žagar, ed., Samo Fürst, ed., Ljubljana, Nuclear Society of Slovenia, 2012, 8 pp.
  22. Gašper Žerovnik, "Use of covariance matrices for estimating uncertainties in reactor calculations", In: *Proceedings*, 21st

International Conference Nuclear Energy for New Europe, Ljubljana 2012, September 5-7, Tomaž Žagar, ed., Samo Fürst, ed., Ljubljana, Nuclear Society of Slovenia, 2012, 11 pp.

## INDEPENDENT SCIENTIFIC COMPONENT PART OR A CHAPTER IN A MONOGRAPH

1. Luka Snoj, Borut Smodiš, "An analysis of a hypothetical terrorist action against a research nuclear reactor", In: *Managing the consequences of terrorist acts - efficiency and coordination challenges*, Denis Čaleta, ed., Paul Shemella, ed., Ljubljana, Institute for Corporative Security Studies, Monterey, Center for Civil-Military Relations, 2012, pp. 63-68.

## MENTORING

1. Alberto Milocco, *Monte Carlo model for neutron production by the interactions of low energy deuterons in solid targets*: doctoral dissertation, Maribor, 2012 (mentor Andrej Trkov).
2. Gašper Žerovnik, *Use of covariance matrices for estimating uncertainties in reactor calculations*: doctoral dissertation, Ljubljana, 2012 (mentor Andrej Trkov).

# DEPARTMENT OF EXPERIMENTAL PARTICLE PHYSICS

# F-9

*Departmental research is devoted to experimental studies of elementary particles, to reveal the ultimate building blocks of matter and the nature of the interactions between them. Experiments are carried out within large collaborative programmes at international centres for particle physics at CERN near Geneva and at KEK in Tsukuba. The department is also engaged in developing and applying the technologically advanced particle detectors that are demanded by such measurements. Astroparticle physics is an emerging field applying the experimental techniques of particle physics to solve astrophysical problems. Slovenian researchers are participating in measurements of ultra-high-energy cosmic rays with the Pierre Auger observatory spread over a surface of 3000 km<sup>2</sup> near Malargue in Argentina.*



Head:  
**Prof. Marko Mikuž**

In order to reveal the ultimate secrets of nature in the world of elementary particles, accelerators with higher and higher energies are needed. Their cost, both in terms of money and human resources, has grown to the level where they are affordable only as joint international enterprises. Thus, future accelerators will be unique facilities of their kind, the first being the Large Hadron Collider (LHC), just completed at the European Organization for Nuclear Research (CERN) near Geneva. Researchers will exploit this facility to perform experiments in presently inaccessible regions of energy, which, though pushed higher and higher, still remains minute compared to that of the vast blast of the Big Bang that led to the creation of the Universe.

Together with colleagues from the Physics Department of the Faculty of Mathematics and Physics and the Faculty of Electrical Engineering of the University of Ljubljana, and from the Faculty of Chemistry and Chemical Technology of the University of Maribor, we are performing measurements at CERN and the Japanese centre KEK in Tsukuba. We are taking part in two experiments, each conducted as an international collaboration:

- ATLAS at the Large Hadron Collider (LHC) at CERN (3000 researchers, 174 institutions from 38 countries),
- Belle at the asymmetric electron-positron collider (KEK-B) at KEK (409 researchers, 62 institutions from 15 countries)

In the field of astroparticle physics we are part of the Pierre Auger collaboration (250 researchers, 94 institutions from 17 countries), which uses a giant scale (3000 km<sup>2</sup>) observatory near Malargue in Argentina for the detection of ultra-high-energy cosmic rays. This endeavour is carried out in collaboration with colleagues from the University of Nova Gorica.

A more detailed report on our 2012 activities follows, focused on the contributions of our researchers:

## **ATLAS experiment**

Operation of the Large Hadron Collider LHC at CERN in 2012 exceeded the most optimistic expectations. The collision rate was increased by a factor of 2 compared to 2011 with stable operation even at the highest frequency. Two large experiments, ATLAS and CMS, had the opportunity to study collisions on a sample of integrated luminosity 23 fb<sup>-1</sup>, 5 times larger than in 2011 and 500 times larger than in 2010.

The Slovenian group of ten scientists worked together with around 3000 colleagues in the ATLAS collaboration. A vast number of physical data analyses were made using global network Grid technology, in which the Slovenian capacities contributed a few percent of the data processing.

At a seminar held on 4 July 2012, the ATLAS experiment announced that it had observed a new particle: a boson consistent with the Higgs boson (Figure 1.). The excess of signal over background was observed at a mass of around 126 GeV (Figure 2), and the level of confidence in the results was calculated to be 5 sigma. The possibility of a fluctuation of the background to this size of the signal is less than one in three and half millions (1,2). At the same seminar, ATLAS' sister experiment on the LHC, CMS, announced very similar results. The similarity acts as verification: if one experiment saw something very different to the other, there would be doubts about the results.

---

**At a seminar held on 4 July 2012, the ATLAS experiment announced that it had observed a new particle: a boson consistent with the Higgs boson that has a mass of 126 GeV.**

---

The news about the discovery of the Higgs boson was published in practically all the world's media. This result is an important advance in our understanding of the basic forces holding the Universe together. In particular this new boson provides support for the existence of the proposed Higgs field, which explains how some particles come

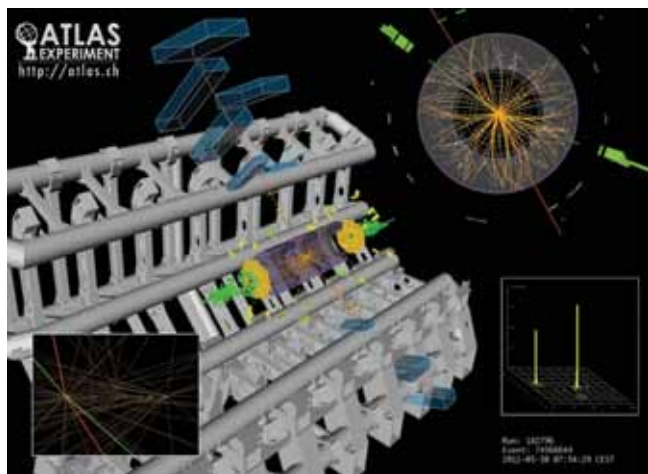


Figure 1: Event display of candidate for the decay of the Higgs boson into two muons and two electrons. Muon tracks are coloured red, electron tracks are coloured green. Tracks of other particles originating from twelve vertices are coloured orange.

to have mass and others do not. Without mass, all particles would fly around freely and matter as we know it would not exist. Physicists work to a theory of fundamental particles and their interactions called the Standard Model, which was first proposed in the 1970s. So far experiments have been able to confirm the existence of nearly all its elements with a high degree of precision. The Higgs boson, however, had eluded detection until now, prompting speculation that the theory could be incomplete. The findings so far suggest a Higgs boson compatible with the Standard Model, but further studies are needed to confirm this. We are looking for more Higgs particles which, according to almost all high-energy extensions of the Standard Model, should exist. Some of the most popular new models of physics are the so-called supersymmetry theories, which could potentially solve a number of problems in theoretical physics. The most minimalist supersymmetry theory predicts at least five (!) Higgs bosons: three neutral and two charged. So in the future if we detect more than one, we will know that we are looking at new physics!

The Slovenian group took a leading role in designing, building and operating the ATLAS Beam Condition Monitor (BCM), Beam Loss Monitor (BLM) and Radiation Monitor (RADMON). BCM, the more sophisticated system of the three, was built to monitor the conditions of the LHC beams

and issue warnings about unexpected and potentially dangerous situations. In 2011 and 2012 it acted as the ATLAS main luminosity monitor, reporting a great majority of almost  $30 \text{ fb}^{-1}$ , which were delivered to ATLAS. BLM, on the other hand, acted as a safety system and protected the ATLAS Inner Detector from potential damage by LHC beams, which fired and extracted LHC beams twice in the summer of 2011. RADMON records the doses received by different parts of the ATLAS Inner Detector.

A shutdown for more than a year is scheduled in 2013 and 2014. During this time, changes will be made to the collider to operate with increased energy and luminosity. The detector will also be upgraded to allow more accurate data taking. The most important change will be a new inner layer of silicon detectors (Inner B-layer - IBL). A special telescope tracker made of diamond detectors (Diamond Beam Monitor - DBM) constructed under the leadership of the Ljubljana group will be added in the region close to the beam pipe.

### Belle detector at the asymmetric electron positron collider KEKB at KEK

The Belle detector at the electron-positron collider KEKB in Tsukuba, Japan, stopped taking data in 2010 in order to make room for an upgraded version of the detector. The new detector Belle II will begin operation in 2015. Meanwhile, the data collected by the Belle detector are still being used for a series of very interesting measurements. The main purpose of these measurements is the search for previously unknown particles and processes that are known as the New Physics. Among other things, such processes are responsible for the fact that we live in a universe in which matter (particles) completely dominates over antimatter (antiparticles).

In 2012, researchers of the Belle Collaboration (about 400 physicists from around the world) carried out so far the most accurate measurement of the parameter  $\sin 2\phi_1$ , which describes the difference between particles and anti-particles (3). This measurement confirms with a high accuracy the theoretical predictions of M. Kobayashi

and T. Maskawa, for which the two Japanese theoretical physicists shared the 2008 Nobel Prize for Physics. Slovenian physicists were leading a study where a new method was developed and applied to measure the probability of a decay of a charm meson to a pair of leptons,  $D_s \rightarrow l \nu$  (4). This measurement is extremely difficult, as it is in spite of the improved method only possible to reconstruct one in 2000 events of this type. The result of

---

**The Belle Collaboration carried out the most precise measurement of the parameter that describes the difference between particles and anti-particles, as well as a number of studies of rare processes in searches for New Physics.**

---

this precision measurement is consistent with the predictions of the Standard Model, the theory of interactions of elementary particles. In 2012, another important study was carried out, the measurement of the probability for a B meson decay into a tau lepton and its neutrino,  $B \rightarrow \tau \nu$ . This reaction is sensitive to possible contributions of a hypothetical charged Higgs boson, and resulted in restricting its mass to above  $100 \text{ GeV}/c^2$ .

In 2012, we continued with the preparation of the Belle II detector system. In this project, which includes almost 500 physicists from around the world, Slovenian colleagues play a key role, both in the management of the research group, as well as in developing new detection methods and methods for the analysis of the collected data.

### Pierre Auger observatory

The Earth is exposed to a permanent rain of cosmic particles from outer space [1]. Most of the particles are fully ionized atomic nuclei, moving with relativistic energies. The bulk of them with energies up to  $10^{17} \text{ eV}$  originate



within our Milky Way. They are most likely accelerated in supernova remnants. Some particles have a thousand times higher energies, *i.e.*, around  $10^{20}$  eV. To clarify the origin of the highest-energy particles, their properties like energy, arrival direction and the particle type (photons, protons, atomic nuclei) have to be measured. The highest-energy cosmic rays are extremely rare. On earth one particle is registered in an area of 100 square kilometres in a hundred years. The measurement of such particles requires a huge measurement device that is operated for a long time.

The Pierre Auger Observatory combines two complementary techniques to measure air showers. On their way through the atmosphere the secondary particles stimulate nitrogen molecules in the air to emit fluorescence light. This light is measured with large telescopes. In addition, secondary particles reaching ground level are registered in an array of particle detectors. The latter are water Cherenkov detectors, measuring the light emitted by relativistic particles passing through a water tank. The Pierre Auger Observatory is the largest-aperture cosmic-ray observatory at present, built to reach large statistics for the low flux of Ultra High Energy Cosmic Rays (UHECRs). Constructed in the province of Mendoza, Argentina, the observatory is the first hybrid air-shower experiment combining two independent observation techniques. It consists of 1660 water Cherenkov stations with 1.5 km spacing on a triangular grid (the surface detector, SD), overlooked by 24 fluorescence telescopes housed in four buildings (fluorescence detector, FD). It covers an area of 3000 square kilometres of Pampa and has a hexagonal footprint with a diameter of about 60 kilometres.

Above  $10^9$  eV, the cosmic ray flux falls with energy  $E$  roughly as  $E^{-\gamma}$  where the spectral index  $\gamma \sim 3$ . Several breaks in the spectral index have been observed reflecting cosmic ray properties like the interaction between particles and the photons of the 3K microwave background at  $4 \times 10^{18}$  eV and a fall-off at energies exceeding  $10^{19}$  eV due to cosmic acceleration processes being proportional to the magnetic field in the astrophysical sources. Due to growing statistics every year an updated measurement of the energy spectrum is published. At the exposure of  $5400 \text{ km}^2 \times \text{sr} \times \text{year}$  a suppression with  $\gamma_1 = 2.59 \pm 0.02$ ,  $\gamma_2 = 4.3 \pm 0.02$  and  $\gamma_3 = 4.3 \pm 0.02$  was observed.

The identification of the type of the impinging cosmic-ray particle is experimentally the biggest challenge. Incoming particles such as atomic nuclei (of different masses), photons, and neutrinos induce cascades in the atmosphere. The longitudinal development of the showers depends on the particle type. Heavy nuclei interact early in the atmosphere, while light particles penetrate much deeper. This implies that for heavy nuclei the whole shower development takes place higher up in the atmosphere as compared to light particles. Thus, a measurement of the height of the shower above ground is a good estimate for the mass of the primary particle. Technically, we measure the distance between the detector and the position at which the shower contains its maximum number of particles. The investigations indicate that cosmic rays are composed of light particles (such as protons and helium nuclei) at energies around  $10^{18}$  eV. The data exhibit a trend towards heavier nuclei with increasing energy. At energies around  $4 \times 10^{19}$  eV, shower properties consistent with a heavy elemental composition (*e.g.*, silicon or iron nuclei) are observed [6]. At higher energies, at present, no mass measurement is available due to the small flux of particles at such energies. These mass measurements do assume that we can correctly extrapolate hadronic physics from accelerator experiments.

Searches for evidence of photons in the Auger event sets have resulted in no candidates. On the basis of this it is estimated that no more than a few per cent of all incident UHE messengers can be photons up to 30 EeV, with a weaker constraint at higher energies.

Given that the highest energy cosmic rays observed should exhibit trajectories that are relatively unperturbed by galactic and intergalactic magnetic fields, it is natural to wonder whether isotropy begins to emerge at these high energies. Furthermore, if the observed flux suppression is the GZK effect, there is necessarily some distance, (100 Mpc), beyond which cosmic rays with energies near  $10^{20}$  eV would not be seen. Since the matter density within about 100 Mpc is not isotropic, this compounds the potential for anisotropy to emerge in the UHECR sample. The Auger Observatory provides two complementary approaches to determine the direction of an incoming cosmic ray. Stereo observations of the showers with multiple fluorescence telescopes provide a three-dimensional picture of the shower in the atmosphere and, thus, the orientation of the shower axis, pointing back into the direction of the incoming particle. Secondly,

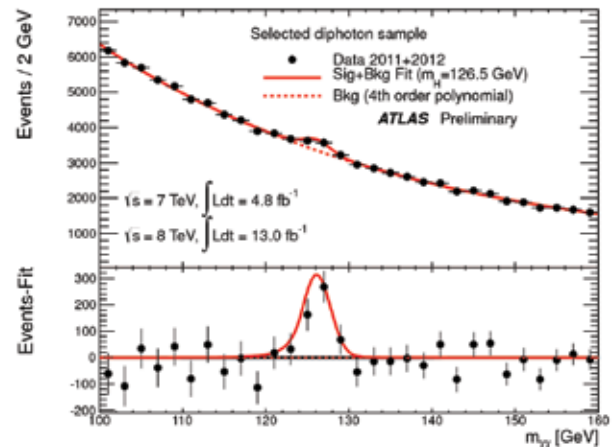


Figure 2: Measurement of photon pairs. The larger number of pairs around 126.5 GeV is indicating decays of the Higgs boson. Background is subtracted on the lower curve.

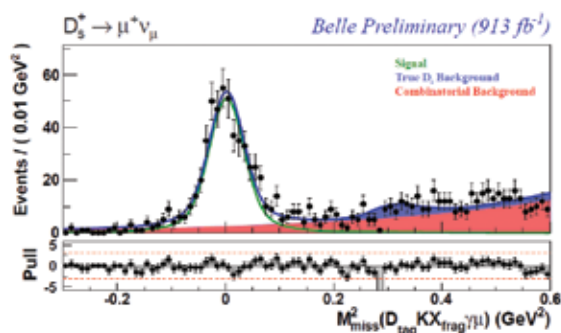


Figure 3: The mass distribution of the reconstructed  $D_s$  meson decays  $D_s \rightarrow \mu^+ \nu_\mu$ . For this measurement, a novel method was developed, which leads a large number of correct reconstructions (peak in the distribution) (4).

the measurement of the arrival times of the individual particles at the surface detectors allows us to measure the shower disc, with the arrival direction being perpendicular to it. Based on the Auger data set, 28 out of 84 events with energies higher than  $5.6 \times 10^{19}$  eV were found to be correlated with objects in the Veron-Cetty catalogue of active galactic nuclei. The overall correlation strength thus decreased from  $(62 \pm 10)\%$  previously published to  $(33 \pm 5)\%$ . However, the chance probability of observing such a correlation from a random distribution remains below 1%. Correlations on such a small angular scale as those reported ( $3.1^\circ$ ) would seem to be at odds with the apparent trend to heavy compositions at high energy, since heavier nuclei would be more deflected by intergalactic and galactic magnetic fields.

### Detector development

In 2012, we continued the development of new methods for the detection of annihilation gamma rays in positron emission tomography (PET), one of the most important medical imaging methods. If a Cherenkov radiator is used as a gamma-ray converter instead of a scintillator, the difference in the time of flight of the two gamma rays can be measured with a very high precision of 80ps (FWHM). In this way we can directly obtain three-dimensional information on the emission point of the two gamma rays, which substantially reduces the time needed to determine the activity distribution in the patient. We have also developed a new method for the detection of gamma rays with a scintillator in which the depth of the gamma-ray conversion within the crystal is determined from a ratio of signal intensities in the neighbouring detector pixels. In 2012, the much awaited comprehensive publication "Handbook of particle detection and imaging" was published, for which we have contributed a chapter on the detection of photons in an elite company of the greatest experts for detectors in particle physics (5).

The development of radiation hard silicon detectors is very important for future high-energy experiments. We used innovative edge-TCT method, developed at our laboratory, to measure the electric field in silicon detectors. Detectors were irradiated at the nuclear reactor in Podgorica near Ljubljana with neutrons up to fluences of  $5 \times 10^{16}$  cm<sup>-2</sup>. Changes in the electric field during annealing were recorded and explained.

As part of the CIMA collaboration dedicated to developing new instrumentation methods for imaging in Nuclear Medicine we extended the high-resolution PET probe prototype built at the University of Michigan with silicon detectors segmented into cubic cells with a side of 1 mm. This

halved our measurement precision, which was reflected in recorded images of nuclear medicine phantoms filled with the F-18 isotope. A new data-acquisition system (MADDAQ) was completed and tested. In the scope of the development of new detector solutions we constructed the first module based on flex-rigid circuit connecting the detector cells to the front-end readout electronics and continued the testing of samples of interpolating pad silicon detectors.

We performed more than 100 irradiations at Nuclear Reactor Podgorica in the framework of AIDA (Advanced European Infrastructures or Detectors at Accelerators) for 15 interested institutions. In the second year of this project the emphasis was on upgrades for the ATLAS, CMS and BELLE detectors.

### Organization of Conferences, Congresses and Meetings

1. 7th "Trento" Workshop on Advanced Silicon Radiation Detectors (3D and P-type Technologies) Jožef Stefan Institute, Ljubljana, Slovenia; 29. 2. - 2. 3. 2012
2. "ATLAS Production System Meeting", Jožef Stefan Institute, Ljubljana, Slovenia, 20. 6. 2012 - 22. 6. 2012

### Awards and Appointments

1. Zois Award for Special Achievements in Particle Physics, Prof. Dr. Boštjan Golob, Prof. Dr. Samo Korpar, Prof. Dr. Marko Starič
2. Puh award for invention of intelligent motor drives of valves, Aleš Svetek, M.Sc.

## INTERNATIONAL PROJECTS

- Design, procurement and QA of flex-rigid hybrids  
European Organization for Nuclear Research  
Prof. Marko Mikuž
- Scanning transient current technique (S-TCT)  
Vizus, d. o. o.  
Dr. Gregor Kramberger
7. FP - RADDOS: Joint research on various types of radiation dosimeters  
European Commission  
Dr. Gregor Kramberger
7. OP - MC-PAD: Marie Curie training network on particle detectors; PITN-GA-2008-214560  
European Commission  
Prof. Peter Križan
7. FP - IMPACT: Improving access to text  
European Commission  
Jan Jona Javoršek, B. Sc.
- FP - EGI-INSPIRE: European grid initiative: integrated sustainable pan-European infrastructure for researchers in Europe  
European Commission  
Prof. Marko Mikuž
- FP - AIDA: Advanced European infrastructures for detectors at accelerators  
European Commission  
Prof. Marko Mikuž
- FP - HadronPhysics3: Study of strongly interacting matter  
European Commission  
Prof. Samo Korpar
- FERRO-PATCH: Frequency and polarisation agile microstrip patch antenna based on ferroelectric varactors  
ESA/ESTEC  
Prof. Vladimir Cindro
- Development of new detectors for PET imaging  
Slovenian Research Agency  
Prof. Marko Mikuž
- Development of silicon and diamond semiconductor detectors for particle physics experiments and medical imaging  
Slovenian Research Agency  
Dr. Andrej Gorišek
- Doping of semiconductor nanocrystals by neutron transmutation method (NTD)  
Slovenian Research Agency  
Asst. Prof. Igor Mandić

## RESEARCH PROGRAMS

- Astroparticle physics  
Prof. Marko Zavrtanik
- Experimental particle physics  
Prof. Marko Mikuž

## R & D GRANTS AND CONTRACTS

- Measurements of mixing and CP symmetry violation in  $D^0$  meson system  
Prof. Boštjan Golob
- Gridification of particle physics data analysis: a pilot project of Slovenian National Grid Initiative  
Prof. Marko Mikuž
- Particle detectors at future generation colliders  
Prof. Marko Mikuž
- Development of solid state detectors for particle physics experiments  
Prof. Vladimir Cindro
- Workshop on advanced silicon radiation detectors (3D and P-type technologies)  
Dr. Gregor Kramberger
- Measurement of the absolute branching fractions of leptonic  $D(s)$  decays and the extraction of the decay constant  $f_{D(s)}$   
Dr. Anže Zupanc
- Collaboration CERN RD-39  
Prof. Marko Mikuž
- Collaboration CERN RD-50  
Prof. Marko Mikuž
- Collaboration ATLAS  
Prof. Marko Mikuž
- Collaboration CERN RD-42  
Prof. Marko Mikuž
- Collaborations Belle in Belle II  
Prof. Peter Križan
- Collaboration CIMA: cameras for imaging in medical applications  
Prof. Marko Mikuž

## VISITORS FROM ABROAD

- Dr. Ivana Capan, Ruder Bošković Institute, Zagreb, Croatia, 11. 4. – 14. 4. 2012
- Dipl. ing. El. Miomir Todorović, University of Niš, Niš, Serbia, 1. 4. – 23. 4. 2012
- Dr. Adrian Bevan, Queen Mary College London, London, UK; Dr. Bruce Yabsley, University of Sydney, Sydney, Australia; Prof. Dr. Soeren Prell, University of Iowa, Iowa, USA; Prof. Dr. Thomas Mannel, University of Siegen, Germany, 18. 5. – 25. 5. 2012
- Dr. Shohei Nishia, KEK, Tsukuba, Japan, 18. 7. – 22. 7. 2012
- Prof. dr. Carl Wilhelm Eduard Van Eijk, Technical University DELFT, Netherlands, 12. 9. – 14. 9. 2012
- Dipl. ing. El. Miomir Todorović, University of Niš, Niš, Serbia, 2. 10. – 23. 12. 2012

## STAFF

### Researchers

- Asst. Prof. Marko Bračko\*
- Prof. Vladimir Cindro
- Prof. Andrej Filipčič
- Prof. Boštjan Golob\*
- Dr. Andrej Gorišek
- Prof. Borut Paul Kerševan\*
- Prof. Samo Korpar\*
- Dr. Gregor Kramberger
- Prof. Peter Križan\*
- Asst. Prof. Igor Mandić
- 11. Prof. Marko Mikuž\*, Head**
- Dr. Rok Pestotnik
- Asst. Prof. Tomaž Podobnik\*
- Prof. Aleš Stanovnik\*
- Prof. Marko Starič
- Prof. Marko Zavrtanik
- Prof. Danilo Zavrtanik\*
- Asst. Prof. Dejan Zontar\*

### Postdoctoral associates

- Dr. Matej Batič
- Dr. Boštjan Maček
- Dr. Andrej Studen
- Dr. Anže Zupanc
- Postgraduates**
- Jyoti Prakash Biswal, B. Sc.
- Maksym Deliyergiyev, B. Sc.
- Rok Dolenc, B. Sc., left 01.11.12*
- Milan Grkovski, B. Sc.
- Jure Ključar, B. Sc.
- Marko Kobal\*\*
- Marko Milovanović, B. Sc.
- Marko Petrič, B. Sc.
- Eva Ribežl, B. Sc.
- Andrej Seljak\*\*
- Peter Smerkol, B. Sc., left 01.11.12*
- Aleš Svetek, M. Sc.
- Luka Šantelj, B. Sc.
- Tina Šfiligoj, B. Sc.

37. Elvedin Tahirović, B. Sc.  
 38. Andrii Tykhonov, B. Sc.  
 39. Ruben Verheyden, B. Sc., left 01.11.12

**Technical officers**

40. Andrej Detela, B. Sc., retired 10.04.12  
 41. Borut Grošičar\*, M. Sc., left 01.09.12

**Technical and administrative staff**

42. Andreja Butina  
 43. Jurij Eržen

44. Dejan Lesjak  
 45. Erik Margan

Note:

- \* part-time JSI member  
 \*\* postgraduate financed by industry

# BIBLIOGRAPHY

## ORIGINAL SCIENTIFIC ARTICLE

1. ATLAS Collaboration: G. Aad *et al.* (2867 authors), "ATLAS measurements of the properties of jets for boosted particle searches", *Phys. rev., D Part. fields gravit. cosmol.*, vol. 86, no. 7, pp. 072006-1-072006-30, 2012.
2. ATLAS Collaboration: G. Aad *et al.* (2903 authors), "ATLAS search for a heavy gauge boson decaying to a charged lepton and a neutrino in  $pp$  collisions at  $\sqrt{s} = 7$  TeV", *The European physical journal. C*, vol. 72, no. 12, pp. 2241-1-2241-23, 2012.
3. ATLAS Collaboration: G. Aad *et al.* (2874 authors), "Combined search for the Standard Model Higgs boson in  $pp$  collisions at  $\sqrt{s} = 7$  TeV with the ATLAS detector", *Phys. rev., D Part. fields gravit. cosmol.*, vol. 86, no. 3, pp. 032003-1-032003-31, 2012.
4. ATLAS Collaboration: G. Aad *et al.* (3034 authors), "Determination of the strange-quark density of the proton from ATLAS measurements of the  $W \rightarrow lv$  and  $Z \rightarrow ll$  cross sections", *Phys. rev. Lett.*, vol. 109, no. 1, pp. 012001-1-012001-17, 2012.
5. ATLAS Collaboration: G. Aad *et al.* (3029 authors), "Electron performance measurements with the ATLAS detector using the 2010 LHC proton-proton collision data", *The European physical journal. C*, vol. 72, no. 3, pp. 1909-1-1909-46, 2012.
6. ATLAS Collaboration: G. Aad *et al.* (2868 authors), "Evidence for the associated production of a  $W$  boson and a top quark in ATLAS at  $\sqrt{s} = 7$  TeV", *Phys. Lett., Sect. B*, vol. 716, no. 1, pp. 142-159, 2012.
7. ATLAS Collaboration: G. Aad *et al.* (3052 authors), "Forward-backward correlations and charged-particle azimuthal distributions in  $pp$  interactions using the ATLAS detector", *J. high energy phys.*, vol. 2012, no. 7, pp. 019-1-019-46, 2012.
8. ATLAS Collaboration: G. Aad *et al.* (2865 authors), "Hunt for new phenomena using large jet multiplicities and missing transverse momentum with ATLAS in  $4.7 \text{ fb}^{-1}$  of  $\sqrt{s} = 7$  TeV proton-proton collisions", *J. high energy phys.*, vol. 2012, no. 7, pp. 167-1-167-40, 2012.
9. ATLAS Collaboration: G. Aad *et al.* (3058 authors), "Jet mass and substructure of inclusive jets in  $\sqrt{s} = 7$  TeV  $pp$  collisions with the ATLAS experiment", *J. high energy phys.*, vol. 2012, no. 5, pp. 128-1-128-47, 2012.
10. ATLAS Collaboration: G. Aad *et al.* (3054 authors), "Measurement of  $t\bar{t}$  production with a veto on additional central jet activity in  $pp$  collisions at  $\sqrt{s} = 7$  TeV using the ATLAS detector", *The European physical journal. C*, vol. 72, no. 6, pp. 2043-1-2043-24, 2012.
11. ATLAS Collaboration: G. Aad *et al.* (2905 authors), "Measurement of  $W \pm Z$  production in proton-proton collisions at  $\sqrt{s} = 7$  TeV with the ATLAS detector", *The European physical journal. C*, vol. 72, no. 10, pp. 2173-1-2173-24, 2012.
12. ATLAS Collaboration: G. Aad *et al.* (2888 authors), "Measurement of  $W\gamma$  and  $Z\gamma$  production cross sections in  $pp$  collisions at  $\sqrt{s} = 7$  TeV and limits on anomalous triple gauge couplings with the ATLAS detector", *Phys. Lett., Sect. B*, vol. 717, no. 1/3, pp. 49-69, 2012.
13. ATLAS Collaboration: G. Aad *et al.* (2870 authors), "Measurement of  $\tau$  polarization in  $W \rightarrow \tau\nu$  decays with the ATLAS detector in  $pp$  collisions at  $\sqrt{s} = 7$  TeV", *The European physical journal. C*, vol. 72, no. 7, pp. 2062-1-2062-21, 2012.
14. ATLAS Collaboration: G. Aad *et al.* (2996 authors), "Measurement of  $D^{*\pm}$  meson production in jets from  $pp$  collisions at  $\sqrt{s} = 7$  TeV with the ATLAS detector", *Phys. rev., D Part. fields gravit. cosmol.*, vol. 85, no. 5, pp. 052005-1-052005-22, 2012.
15. ATLAS Collaboration: G. Aad *et al.* (2863 authors), "Measurement of event shapes at large momentum transfer with the ATLAS detector in  $pp$  collisions at  $\sqrt{s} = 7$  TeV", *The European physical journal. C*, vol. 72, no. 11, pp. 2211-1-2211-22, 2012.
16. ATLAS Collaboration: G. Aad *et al.* (3024 authors), "Measurement of the  $W \rightarrow \tau\nu_\tau$  cross section in  $pp$  collisions at  $\sqrt{s} = 7$  TeV with the ATLAS experiment", *Phys. Lett., Sect. B*, vol. 706, no. 4/5, pp. 276-294, 2012.
17. ATLAS Collaboration: G. Aad *et al.* (2863 authors), "Measurement of the  $b$ -hadron production cross section using decays to  $D^{*+}\mu^-X$  final states in  $pp$  collisions at  $\sqrt{s} = 7$  TeV with the ATLAS detector", *Nucl. Phys., Sect. B*, vol. 864, no. 3, pp. 341-381, 2012.
18. ATLAS Collaboration: G. Aad *et al.* (3057 authors), "Measurement of the  $WW$  cross section in  $\sqrt{s} = 7$  TeV  $pp$  collisions with the ATLAS detector and limits on anomalous gauge couplings", *Phys. Lett., Sect. B*, vol. 712, issue 4-5, pp. 289-308, 2012.
19. ATLAS Collaboration: G. Aad *et al.* (2868 authors), "Measurement of the  $W$  boson polarization in top quark decays with the ATLAS detector", *J. high energy phys.*, vol. 2012, no. 6, pp. 088-1-088-46, 2012.
20. ATLAS Collaboration: G. Aad *et al.* (3049 authors), "Measurement of the azimuthal anisotropy for charged particle production in  $\sqrt{s_{NN}} = 2.76$  TeV lead-lead collisions with the ATLAS detector", *Phys. Rev. C. Nucl. Phys.*, vol. 86, no. 1, pp. 014907-1-014907-41, 2012.
21. ATLAS Collaboration: G. Aad *et al.* (3031 authors), "Measurement of the azimuthal ordering of charged hadrons with the ATLAS detector", *Phys. rev., D Part. fields gravit. cosmol.*, vol. 86, no. 5, pp. 052005-1-052005-25, 2012.
22. ATLAS Collaboration: G. Aad *et al.* (3033 authors), "Measurement of the centrality dependence of the charged particle pseudorapidity distribution in lead-lead collisions at  $\sqrt{s_{NN}} = 2.76$  TeV with the ATLAS detector", *Phys. Lett., Sect. B*, vol. 710, no. 3, pp. 363-382, 2012.
23. ATLAS Collaboration: G. Aad *et al.* (3034 authors), "Measurement of the charge asymmetry in top quark pair production in  $pp$  collisions at  $\sqrt{s} = 7$  TeV using the ATLAS detector", *The European physical journal. C*, vol. 72, no. 6, pp. 2039-1-2039-27, 2012.
24. ATLAS Collaboration: G. Aad *et al.* (3038 authors), "Measurement of the cross section for top-quark pair production in  $pp$  collisions at  $\sqrt{s} = 7$  TeV with the ATLAS detector using final states with two high- $p_T$  leptons", *J. high energy phys.*, vol. 2012, no. 5, pp. 059-1-059-35, 2012.
25. ATLAS Collaboration: G. Aad *et al.* (3026 authors), "Measurement of the cross-section for  $b$ -jets produced in association with a  $Z$  boson at  $\sqrt{s} = 7$  TeV with the ATLAS detector", *Phys. Lett., Sect. B*, vol. 706, no. 4/5, pp. 295-313, 2012.
26. ATLAS Collaboration: G. Aad *et al.* (3026 authors), "Measurement of the inclusive  $W^\pm$  and  $Zl\gamma^*$  cross section in the  $e$  and  $\mu$  decay channels in  $pp$  collisions at  $\sqrt{s} = 7$  TeV with the ATLAS detector", *Phys. rev., D Part. fields gravit. cosmol.*, vol. 85, no. 7, pp. 072004-1-072004-39, 2012.
27. ATLAS Collaboration: G. Aad *et al.* (3052 authors), "Measurement of the polarisation of  $W$  bosons produced with large transverse momentum in  $pp$  collisions at  $\sqrt{s} = 7$  TeV with the ATLAS experiment", *The European physical journal. C*, vol. 72, no. 5, pp. 2001-1-2001-30, 2012.
28. ATLAS Collaboration: G. Aad *et al.* (3043 authors), "Measurement of the production cross section of an isolated photon associated with jets in proton-proton collisions at  $\sqrt{s} = 7$  TeV with the ATLAS detector", *Phys. rev., D Part. fields gravit. cosmol.*, vol. 85, no. 9, pp. 092014-092014-30, 2012.
29. ATLAS Collaboration: G. Aad *et al.* (3050 authors), "Measurement of the t-channel single top-quark production cross section in  $pp$

- collisions at  $\sqrt{s} = 7$  TeV with the ATLAS detector", *Phys. Lett., Sect. B*, vol. 717, no. 4/5, pp. 330-350, 2012.
30. ATLAS Collaboration: G. Aad *et al.* (3032 authors), "Measurement of the top quark mass with the template method in the  $t\bar{t} \rightarrow \text{lepton} + \text{jets}$  channel using ATLAS data", *The European physical journal. C*, vol. 72, no. 6, pp. 2046-1-2046-30, 2012.
  31. ATLAS Collaboration: G. Aad *et al.* (2879 authors), "Measurement of the top quark pair cross section with ATLAS in  $pp$  collisions at  $\sqrt{s} = 7$  TeV using final states with an electron or a muon and a hadronically decaying  $\tau$  lepton", *Phys. Lett., Sect. B*, vol. 717, no. 1/3, pp. 89-108, 2012.
  32. ATLAS Collaboration: G. Aad *et al.* (3006 authors), "Measurement of the top quark pair production cross-section with ATLAS in the single lepton channel", *Phys. Lett., Sect. B*, vol. 711, no. 3/4, pp. 244-263, 2012.
  33. ATLAS Collaboration: G. Aad *et al.* (2889 authors), "Measurements of the pseudorapidity dependence of the total transverse energy in proton-proton collisions at  $\sqrt{s} = 7$  TeV with ATLAS", *J. high energy phys.*, vol. 2012, issue 11, pp. 033-1-033-54, 2012.
  34. ATLAS Collaboration: G. Aad *et al.* (3020 authors), "Observation of a new  $\chi_b$  state in radiative transitions to  $\gamma(1S)$  and  $\gamma(2S)$  at ATLAS", *Phys. Rev. Lett.*, vol. 108, no. 15, pp. 152001-1-152001-17, 2012.
  35. ATLAS Collaboration: G. Aad *et al.* (2931 authors), "Observation of a new particle in the search for the Standard Model Higgs boson with the ATLAS detector at the LHC", *Phys. Lett., Sect. B*, vol. 716, no. 1, pp. 1-29, 2012.
  36. ATLAS Collaboration: G. Aad *et al.* (3057 authors), "Observation of spin correlation in  $t\bar{t}$  events from  $pp$  collisions at  $\sqrt{s} = 7$  TeV using the ATLAS detector", *Phys. Rev. Lett.*, vol. 108, no. 21, pp. 212001-1-212001-19, 2012.
  37. ATLAS Collaboration: G. Aad *et al.* (2909 authors), "A particle consistent with the Higgs boson observed with the ATLAS detector at the large hadron collider", *Science (Wash. D.C.)*, vol. 338, no. 6114, pp. 1576-1582, 2012.
  38. ATLAS Collaboration: G. Aad *et al.* (3019 authors), "Rapidity gap cross sections measured with the ATLAS detector in  $pp$  collisions at  $\sqrt{s} = 7$  TeV", *The European physical journal. C*, vol. 72, no. 3, pp. 1926-1-1926-31, 2012.
  39. ATLAS Collaboration: G. Aad *et al.* (2874 authors), "A search for  $t\bar{t}$  resonances in lepton+jets events with highly boosted top quarks collected in  $pp$  collisions at  $\sqrt{s} = 7$  TeV with the ATLAS detector", *J. high energy phys.*, vol. 2012, no. 9, pp. 041-1-041-45, 2012.
  40. ATLAS Collaboration: G. Aad *et al.* (2864 authors), "A search for  $t\bar{t}$  resonances with the ATLAS detector in  $2.05fb^{-1}$  of proton-proton collisions at  $\sqrt{s} = 7$  TeV", *The European physical journal. C*, vol. 72, no. 7, pp. 2083-1-2083-23, 2012.
  41. ATLAS Collaboration: G. Aad *et al.* (2909 authors), "Search for  $R$ -parity-violating supersymmetry in events with four or more leptons in  $\sqrt{s} = 7$  TeV  $pp$  collisions with the ATLAS detector", *J. high energy phys.*, vol. 2012, issue 12, pp. 124-1-124-36, 2012.
  42. ATLAS Collaboration: G. Aad *et al.* (3038 authors), "Search for  $tb$  resonances in proton-proton collisions at  $\sqrt{s} = 7$  TeV with the ATLAS detector", *Phys. Rev. Lett.*, vol. 109, no. 8, pp. 081801-1-081801-19, 2012.
  43. ATLAS Collaboration: G. Aad *et al.* (2866 authors), "Search for a fermiophobic Higgs boson in the diphoton decay channel with the ATLAS detector", *The European physical journal. C*, vol. 72, no. 9, pp. 2157-1-2157-18, 2012.
  44. ATLAS Collaboration: G. Aad *et al.* (3025 authors), "Search for a heavy standard model Higgs boson in the channel  $H \rightarrow ZZ \rightarrow l^+l^-q\bar{q}$  using the ATLAS detector", *Phys. Lett., Sect. B*, vol. 707, no. 1, pp. 27-45, 2012.
  45. ATLAS Collaboration: G. Aad *et al.* (2889 authors), "Search for a heavy top-quark partner in final states with two leptons with the ATLAS detector at the LHC", *J. high energy phys.*, vol. 2012, issue 11, pp. 094-1-094-35, 2012.
  46. ATLAS Collaboration: G. Aad *et al.* (3034 authors), "Search for a light Higgs boson decaying to long-lived weakly interacting particles in proton-proton collisions at  $\sqrt{s} = 7$  TeV with the ATLAS detector", *Phys. Rev. Lett.*, vol. 108, no. 25, pp. 251801-1-251801-18, 2012.
  47. ATLAS Collaboration: G. Aad *et al.* (2868 authors), "Search for a standard model Higgs boson in the  $H \rightarrow ZZ \rightarrow l^+l^-v\bar{v}$  decay channel using  $4.7fb^{-1}$  of  $\sqrt{s} = 7$  TeV data with the ATLAS detector", *Phys. Lett., Sect. B*, vol. 717, no. 1/3, pp. 29-48, 2012.
  48. ATLAS Collaboration: G. Aad *et al.* (2865 authors), "Search for a Standard Model Higgs boson in the mass range 200-600 GeV in the  $H \rightarrow ZZ \rightarrow l^+l^-q\bar{q}$  decay channel with the ATLAS detector", *Phys. Lett., Sect. B*, vol. 717, no. 1/3, pp. 70-88, 2012.
  49. ATLAS Collaboration: G. Aad *et al.* (2890 authors), "Search for a supersymmetric partner to the top quark in final states with jets and missing transverse momentum at  $\sqrt{s} = 7$  TeV with the ATLAS detector", *Phys. Rev. Lett.*, vol. 109, no. 21, pp. 211802-1-211802-18, 2012.
  50. ATLAS Collaboration: G. Aad *et al.* (2909 authors), "Search for anomalous production of prompt like-sign lepton pairs at  $\sqrt{s} = 7$  TeV with the ATLAS detector", *J. high energy phys.*, vol. 2012, issue 12, pp. 007-1-007-41, 2012.
  51. ATLAS Collaboration: G. Aad *et al.* (3019 authors), "Search for anomaly-mediated supersymmetry breaking with the ATLAS detector based on a disappearing-track signature in  $pp$  collisions at  $\sqrt{s} = 7$  TeV", *The European physical journal. C*, vol. 72, no. 4, pp. 1993-1-1993-20, 2012.
  52. ATLAS Collaboration: G. Aad *et al.* (2878 authors), "Search for charged Higgs bosons decaying via  $H^\pm \rightarrow \tau\nu$  in  $t\bar{t}$  events using  $pp$  collision data at  $\sqrt{s} = 7$  TeV with the ATLAS detector", *J. high energy phys.*, vol. 2012, no. 6, pp. 039-1-039-50, 2012.
  53. ATLAS Collaboration: G. Aad *et al.* (3015 authors), "Search for contact interactions in dilepton events from  $pp$  collisions at  $\sqrt{s} = 7$  TeV with the ATLAS detector", *Phys. Lett., Sect. B*, vol. 712, no. 1/2, pp. 40-58, 2012.
  54. ATLAS Collaboration: G. Aad *et al.* (3015 authors), "Search for decays of stopped, long-lived particles from 7 TeV  $pp$  collisions with the ATLAS detector", *The European physical journal. C*, vol. 72, no. 4, pp. 1965-1-1965-21, 2012.
  55. ATLAS Collaboration: G. Aad *et al.* (3003 authors), "Search for diphoton events with large missing transverse momentum in  $1fb^{-1}$  of 7 TeV proton-proton collision data with the ATLAS detector", *Phys. Lett., Sect. B*, vol. 710, no. 4/5, pp. 519-537, 2012.
  56. ATLAS Collaboration: G. Aad *et al.* (2909 authors), "Search for diphoton events with large missing transverse momentum in 7 TeV proton-proton collision data with the ATLAS detector", *Phys. Lett., Sect. B*, vol. 718, no. 2, pp. 411-430, 2012.
  57. ATLAS Collaboration: G. Aad *et al.* (2886 authors), "Search for direct top squark pair production in final states with one isolated lepton, jets, and missing transverse momentum in  $\sqrt{s} = 7$  TeV  $pp$  collisions using  $4.7fb^{-1}$  of ATLAS data", *Phys. Rev. Lett.*, vol. 109, no. 21, pp. 211803-1-211803-18, 2012.
  58. ATLAS Collaboration: G. Aad *et al.* (2906 authors), "Search for doubly charged Higgs bosons in like-sign dilepton final states at  $\sqrt{s} = 7$  TeV with the ATLAS detector", *The European physical journal. C*, vol. 72, no. 12, pp. 2244-1-2244-18, 2012.
  59. ATLAS Collaboration: G. Aad *et al.* (3040 authors), "Search for down-type fourth generation quarks with the ATLAS detector in events with one lepton and hadronically decaying  $W$  bosons", *Phys. Rev. Lett.*, vol. 109, no. 3, pp. 032001-1-032001-19, 2012.
  60. ATLAS Collaboration: G. Aad *et al.* (3048 authors), "Search for events with large missing transverse momentum, jets, and at least two tau leptons in 7 TeV proton-proton collision data with the ATLAS detector", *Phys. Lett., Sect. B*, vol. 714, no. 2/5, pp. 180-196, 2012.
  61. ATLAS Collaboration: G. Aad *et al.* (3040 authors), "Search for excited leptons in proton-proton collisions at  $\sqrt{s} = 7$  TeV with the ATLAS detector", *Phys. Rev., D Part. fields gravit. cosm.*, vol. 85, no. 7, pp. 072003-072003-23, 2012.
  62. ATLAS Collaboration: G. Aad *et al.* (3012 authors), "Search for extra dimensions using diphoton events in 7 TeV proton-proton collisions with the ATLAS detector", *Phys. Lett., Sect. B*, vol. 710, no. 4/5, pp. 538-556, 2012.
  63. ATLAS Collaboration: G. Aad *et al.* (3035 authors), "Search for FCNC single top-quark production at  $\sqrt{s} = 7$  TeV with the ATLAS detector", *Phys. Lett., Sect. B*, vol. 712, issue 4-5, pp. 351-369, 2012.
  64. ATLAS Collaboration: G. Aad *et al.* (3097 authors), "A search for flavour changing neutral currents in top-quark decays in  $pp$  collision data collected with the ATLAS detector at  $\sqrt{s} = 7$  TeV", *J. high energy phys.*, vol. 2012, no. 9, pp. 139-1-139-37, 2012.
  65. ATLAS Collaboration: G. Aad *et al.* (3049 authors), "Search for gluinos in events with two same-sign leptons, jets, and missing transverse momentum with the ATLAS detector in  $pp$  collisions at  $\sqrt{s} = 7$  TeV", *Phys. Rev. Lett.*, vol. 108, no. 24, pp. 241802-1-241802-19, 2012.
  66. ATLAS Collaboration: G. Aad *et al.* (3033 authors), "Search for heavy neutrinos and right-handed  $W$  bosons in events with two leptons and jets in  $pp$  collisions at  $\sqrt{s} = 7$  TeV with the ATLAS detector", *The European physical journal. C*, vol. 72, no. 7, pp. 2056-1-2056-22, 2012.

67. ATLAS Collaboration: G. Aad *et al.* (3000 authors), "Search for heavy vector-like quarks coupling to light quarks in proton-proton collisions at  $\sqrt{s} = 7$  TeV", *Phys. Lett., Sect. B*, vol. 712, issue 1-2, pp. 22-39, 2012.
68. ATLAS Collaboration: G. Aad *et al.* (2887 authors), "Search for high-mass resonances decaying to dilepton final states in  $pp$  collisions at  $\sqrt{s} = 7$  TeV with the ATLAS detector", *J. high energy phys.*, vol. 2012, issue 11, pp. 138-1-138-46, 2012.
69. ATLAS Collaboration: G. Aad *et al.* (2967 authors), "Search for lepton flavour violation in the  $e\mu$  continuum with the ATLAS detector in  $\sqrt{s} = 7$  TeV  $pp$  collisions at the LHC", *The European physical journal. C*, vol. 72, no. 6, pp. 2040-1-2040-19, 2012.
70. ATLAS Collaboration: G. Aad *et al.* (2886 authors), "Search for light scalar top-quark pair production in final states with two leptons with the ATLAS detector in  $\sqrt{s} = 7$  TeV proton proton collision", *The European physical journal. C*, vol. 72, no. 11, pp. 2237-1-2237-20, 2012.
71. ATLAS Collaboration: G. Aad *et al.* (2876 authors), "Search for magnetic monopoles in  $\sqrt{s} = 7$  TeV  $pp$  collisions with the ATLAS detector", *Phys. Rev. Lett.*, vol. 109, no. 26, pp. 261803-1-261803-18, 2012.
72. ATLAS Collaboration: G. Aad *et al.* (3039 authors), "Search for new particles decaying to  $ZZ$  using final states with leptons and jets with the ATLAS detector in  $\sqrt{s} = 7$  TeV proton-proton collisions", *Phys. Lett., Sect. B*, vol. 712, issue 4-5, pp. 331-350, 2012.
73. ATLAS Collaboration: G. Aad *et al.* (3034 authors), "Search for pair production of a heavy up-type quark decaying to a  $W$  boson and a  $b$  quark in the lepton + jets channel with the ATLAS detector", *Phys. Rev. Lett.*, vol. 108, no. 26, pp. 261802-1-261802-18, 2012.
74. ATLAS Collaboration: G. Aad *et al.* (3040 authors), "Search for pair production of a new  $b'$  quark that decays into a  $Z$  boson a bottom quark with the ATLAS detector", *Phys. Rev. Lett.*, vol. 109, no. 7, pp. 071801-1-071801-19, 2012.
75. ATLAS Collaboration: G. Aad *et al.* (2910 authors), "Search for pair production of massive particles decaying into three quarks with the ATLAS detector in  $\sqrt{s} = 7$  TeV  $pp$  collisions at the LHC", *J. high energy phys.*, vol. 2012, issue 12, pp. 086-1-086-42, 2012.
76. ATLAS Collaboration: G. Aad *et al.* (3035 authors), "Search for pair-produced heavy quarks decaying to  $W_q$  in the two-lepton channel at  $\sqrt{s} = 7$  TeV with the ATLAS detector", *Phys. Rev., D Part. fields gravit. cosmol.*, vol. 86, no. 1, pp. 012007-1-012007-24, 2012.
77. ATLAS Collaboration: G. Aad *et al.* (2999 authors), "Search for production of resonant states in the photon-jet mass distribution using  $pp$  collisions at  $\sqrt{s} = 7$  TeV collected by the ATLAS detector", *Phys. Rev. Lett.*, vol. 108, no. 21, pp. 211802-1-211802-18, 2012.
78. ATLAS Collaboration: G. Aad *et al.* (2903 authors), "Search for resonant top quark plus jet production in  $t\bar{t}$  jets events with the ATLAS detector in  $pp$  collisions at  $\sqrt{s} = 7$  TeV", *Phys. Rev., D Part. fields gravit. cosmol.*, vol. 86, no. 9, pp. 091103-1-091103-20, 2012.
79. ATLAS Collaboration: G. Aad *et al.* (3056 authors), "Search for resonant  $WZ$  production in the  $WZ \rightarrow lv'l'$  channel in  $\sqrt{s} = 7$  TeV  $pp$  collisions with the ATLAS detector", *Phys. Rev., D Part. fields gravit. cosmol.*, vol. 85, no. 11, pp. 112012-1-112012-21, 2012.
80. ATLAS Collaboration: G. Aad *et al.* (3057 authors), "Search for same-sign top-quark production and fourth-generation down-type quarks in  $pp$  collisions at  $\sqrt{s} = 7$  TeV with the ATLAS detector", *J. high energy phys.*, vol. 2012, no. 4, pp. 069-1-069-40, 2012.
81. ATLAS Collaboration: G. Aad *et al.* (2999 authors), "Search for scalar bottom quark pair production with the ATLAS detector in  $pp$  collisions at  $\sqrt{s} = 7$  TeV", *Phys. Rev. Lett.*, vol. 108, no. 18, pp. 181802-1-181802-18, 2012.
82. ATLAS Collaboration: G. Aad *et al.* (2873 authors), "Search for scalar top quark pair production in natural gauge mediated supersymmetry models with the ATLAS detector in  $pp$  collisions at  $\sqrt{s} = 7$  TeV", *Phys. Lett., Sect. B*, vol. 715, no. 1/3, pp. 44-60, 2012.
83. ATLAS Collaboration: G. Aad *et al.* (3056 authors), "Search for second generation scalar leptoquarks in  $pp$  collisions  $\sqrt{s} = 7$  TeV with the ATLAS detector", *The European physical journal. C*, vol. 72, no. 9, pp. 2151-1-2151-21, 2012.
84. ATLAS Collaboration: G. Aad *et al.* (3024 authors), "Search for squarks and gluinos using final states with jets and missing transverse momentum with the ATLAS detector in  $\sqrt{s} = 7$  TeV proton-proton collisions", *Phys. Lett., Sect. B*, vol. 710, no. 1, pp. 67-85, 2012.
85. ATLAS Collaboration: G. Aad *et al.* (3049 authors), "Search for supersymmetry in  $pp$  collisions at  $\sqrt{s} = 7$  TeV in final states with missing transverse momentum and  $b$ -jets with the ATLAS detector", *Phys. Rev., D Part. fields gravit. cosmol.*, vol. 85, no. 11, pp. 112006-1-112006-29, 2012.
86. ATLAS Collaboration: G. Aad *et al.* (2913 authors), "Search for supersymmetry in events with large missing transverse momentum, jets, and at least one tau lepton in 7 TeV proton-proton collision data with the ATLAS detector", *The European physical journal. C*, vol. 72, no. 11, pp. 2215-1-2215-22, 2012.
87. ATLAS Collaboration: G. Aad *et al.* (2875 authors), "Search for supersymmetry in events with three leptons and missing transverse momentum in  $\sqrt{s} = 7$  TeV  $pp$  collisions with the ATLAS detector", *Phys. Rev. Lett.*, vol. 108, no. 26, pp. 261804-1-261804-18, 2012.
88. ATLAS Collaboration: G. Aad *et al.* (3048 authors), "Search for supersymmetry with jets, missing transverse momentum and at least one hadronically decaying  $\tau$  lepton in proton-proton collisions at  $\sqrt{s} = 7$  TeV with the ATLAS detector", *Phys. Lett., Sect. B*, vol. 714, no. 2/5, pp. 197-214, 2012.
89. ATLAS Collaboration: G. Aad *et al.* (3041 authors), "Search for TeV-scale gravity signatures in final states with leptons and jets with the ATLAS detector at  $\sqrt{s} = 7$  TeV", *Phys. Lett., Sect. B*, vol. 716, no. 1, pp. 122-141, 2012.
90. ATLAS Collaboration: G. Aad *et al.* (2869 authors), "Search for the decay  $B_s^0 \rightarrow \mu^+ \mu^-$  with the ATLAS detector", *Phys. Lett., Sect. B*, vol. 713, issue 4-5, pp. 387-407, 2012.
91. ATLAS Collaboration: G. Aad *et al.* (2870 authors), "Search for the Higgs boson in the  $H \rightarrow WW \rightarrow lvjj$  decay channel at  $\sqrt{s} = 7$  TeV with the ATLAS detector", *Phys. Lett., Sect. B*, vol. 718, no. 2, pp. 391-410, 2012.
92. ATLAS Collaboration: G. Aad *et al.* (2860 authors), "Search for the Standard Model Higgs boson in the  $H \rightarrow WW^* \rightarrow l\nu l\nu$  decay mode with 4.7  $fb^{-1}$  of ATLAS data at  $\sqrt{s} = 7$  TeV", *Phys. Lett., Sect. B*, vol. 716, no. 1, pp. 62-81, 2012.
93. ATLAS Collaboration: G. Aad *et al.* (3057 authors), "Search for the Standard Model Higgs boson in the decay channel  $H \rightarrow ZZ^* \rightarrow 4l$  with 4.8  $fb^{-1}$  of  $pp$  collision data at  $\sqrt{s} = 7$  TeV with ATLAS", *Phys. Lett., Sect. B*, vol. 710, no. 3, pp. 383-402, 2012.
94. ATLAS Collaboration: G. Aad *et al.* (2866 authors), "Search for the Standard Model Higgs boson in the  $H \rightarrow \tau^+ \tau^-$  decay mode in  $\sqrt{s} = 7$  TeV  $pp$  collisions with ATLAS", *J. high energy phys.*, vol. 2012, no. 9, pp. 070-1-070-50, 2012.
95. ATLAS Collaboration: G. Aad *et al.* (2868 authors), "Search for the Standard Model Higgs boson produced in association with a vector boson and decaying to a  $b$ -quark pair with the ATLAS detector", *Phys. Lett., Sect. B*, vol. 718, no. 2, pp. 369-390, 2012.
96. ATLAS Collaboration: G. Aad *et al.* (2873 authors), "Search for top and bottom squarks from gluino pair production in final states with missing transverse energy and at least three  $b$ -jets with the ATLAS detector", *The European physical journal. C*, vol. 72, no. 10, pp. 2174-1-2174-19, 2012.
97. ATLAS Collaboration: G. Aad *et al.* (3018 authors), "Study of jets produced in association with a  $W$  boson in  $pp$  collisions at  $\sqrt{s} = 7$  TeV with the ATLAS detector", *Phys. Rev., D Part. fields gravit. cosmol.*, vol. 85, no. 9, pp. 092002-1-092002-40, 2012.
98. ATLAS Collaboration: G. Aad *et al.* (2889 authors), "Time-dependent angular analysis of the decay  $B_s^0 \rightarrow J/\psi \phi\phi$  and extraction of  $\Delta\Gamma_s$  and the  $CP$ -violating weak  $\phi_s$  by ATLAS", *J. high energy phys.*, vol. 2012, issue 12, pp. 072-1-072-34, 2012.
99. ATLAS Collaboration: G. Aad *et al.* (2875 authors), "Underlying event characteristics and their dependence on jet size of charged-particle jet events in  $pp$  collisions at  $\sqrt{s} = 7$  TeV with the ATLAS detector", *Phys. Rev., D Part. fields gravit. cosmol.*, vol. 86, no. 7, pp. 072004-1- 072004-34, 2012.
100. ATLAS Collaboration: G. Aad, Vladimir Cindro, Maksym Deliyergiyev, Irena Dolenc, Andrej Filipčič, Andrej Gorišek, Borut Paul Kerševan, Gregor Kramberger, Boštjan Maček, Igor Mandić, Marko Mikuz, Andrii Tykhonov, "A particle consistent with the Higgs boson observed with the ATLAS detector at the large hadron collider", *Science (Wash. D.C.)*, vol. 338, no. 6114, pp. 1576-1582, 2012.
101. ATLAS Collaboration: G. Aad *et al.* (2995 authors), " $K_S^0$  and  $\Delta$  production in  $pp$  interactions at  $\sqrt{s} = 0.9$  and 7 TeV measured with the ATLAS detector at the LHC", *Phys. Rev., D Part. fields gravit. cosmol.*, vol. 85, no. 1, pp. 012001-1-02001-28, 2012.
102. ATLAS Collaboration: G. Aad *et al.* (3049 authors), "Combined search for the Standard Model Higgs boson using up to 4.9  $fb^{-1}$  of  $pp$  collision data at  $\sqrt{s} = 7$  TeV with the ATLAS detector at the LHC", *Phys. Lett., Sect. B*, vol. 710, no. 1, pp. 49-66, 2012.
103. ATLAS Collaboration: G. Aad *et al.* (2895 authors), "Further search for supersymmetry at  $\sqrt{s} = 7$  TeV in final states with jets, missing transverse momentum, and isolated leptons with the ATLAS detector",



- Phys. rev., D Part. fields gravit. cosmol.*, vol. 86, no. 9, pp. 092002-1-092002-35, 2012.
104. ATLAS Collaboration: G. Aad *et al.* (2991 authors), "Measurement of the ZZ production cross section and limits on anomalous neutraltriple gauge couplings in proton-proton collisions at  $\sqrt{s} = 7$  TeV with the ATLAS detector", *Phys. rev. lett.*, vol. 108, no. 4, pp. 041804-1-041804-18, 2012.
  105. ATLAS Collaboration: G. Aad *et al.* (3004 authors), "Measurement of the  $W^{\pm}Z$  production cross section and limits on anomalous triple gauge couplings in proton-proton collisions at  $\sqrt{s} = 7$  TeV with the ATLAS detector", *Phys. lett., Sect. B*, vol. 709, no. 4/5, pp. 341-357, 2012.
  106. ATLAS Collaboration: G. Aad *et al.* (3024 authors), "Measurement of the cross section for the production of a W boson in association with b-jets in pp collisions at  $\sqrt{s} = 7$  TeV with the ATLAS detector", *Phys. lett., Sect. B*, vol. 707, no. 5, pp. 418-437, 2012.
  107. ATLAS Collaboration: G. Aad *et al.* (3011 authors), "Measurement of the production cross section for  $Z/\gamma^*$  in association with jets in pp collisions at  $\sqrt{s} = 7$  TeV with the ATLAS detector", *Phys. rev., D Part. fields gravit. cosmol.*, vol. 85, no. 3, pp. 032009-1-032009-42, 2012.
  108. ATLAS Collaboration: G. Aad *et al.* (3031 authors), "Measurement of the pseudorapidity and transverse momentum dependence of the elliptic flow of charged particles in lead-lead collisions at  $\sqrt{s_{NN}} = 2.76$  TeV with the ATLAS detector", *Phys. lett., Sect. B*, vol. 707, no. 3/4, pp. 330-348, 2012.
  109. ATLAS Collaboration: G. Aad *et al.* (3024 authors), "A measurement of the ratio of the W and Z cross sections with exactly one associated jet in pp collisions at  $\sqrt{s} = 7$  TeV with ATLAS", *Phys. lett., Sect. B*, vol. 708, no. 3/5, pp. 221-240, 2012.
  110. ATLAS Collaboration: G. Aad *et al.* (3035 authors), "Measurement of the top quark pair production cross section in pp collisions at  $\sqrt{s} = 7$  TeV in dilepton final states with ATLAS", *Phys. lett., Sect. B*, vol. 707, no. 5, pp. 459-477, 2012.
  111. ATLAS Collaboration: G. Aad *et al.* (3024 authors), "Measurement of the transverse momentum distribution of W bosons in pp collisions at  $\sqrt{s} = 7$  TeV with the ATLAS detector", *Phys. rev., D Part. fields gravit. cosmol.*, vol. 85, no. 1, pp. 012005-1-02005-30, 2012.
  112. ATLAS Collaboration: G. Aad *et al.* (3020 authors), "Measurements of the electron and muon inclusive cross-sections in proton-proton collisions at  $\sqrt{s} = 7$  TeV with the ATLAS detector", *Phys. lett., Sect. B*, vol. 707, no. 5, pp. 438-458, 2012.
  113. ATLAS Collaboration: G. Aad *et al.* (3031 authors), "Performance of missing transverse momentum reconstruction in proton-proton collisions at  $\sqrt{s} = 7$  TeV with ATLAS", *The European physical journal. C*, vol. 72, no. 1, pp. 1844-1-1844-35, 2012.
  114. ATLAS Collaboration: G. Aad *et al.* (3049 authors), "Performance of the ATLAS Trigger system in 2010", *The European physical journal. C*, vol. 72, no. 1, pp. 1849-1-1849-61, 2012.
  115. ATLAS Collaboration: G. Aad *et al.* (3015 authors), "Search for anomalous production of prompt like-sign muon pairs and constraints on physics beyond the standard model with the ATLAS detector", *Phys. rev., D Part. fields gravit. cosmol.*, vol. 85, no. 3, pp. 032004-1-032004-23, 2012.
  116. ATLAS Collaboration: G. Aad *et al.* (3026 authors), "Search for displaced vertices arising from decays of new heavy particles in 7 TeV pp collisions at ATLAS", *Phys. lett., Sect. B*, vol. 707, no. 5, pp. 478-496, 2012.
  117. ATLAS Collaboration: G. Aad *et al.* (3015 authors), "Search for first generation scalar leptoquarks in pp collisions at  $\sqrt{s} = 7$  TeV with the ATLAS detector", *Phys. lett., Sect. B*, vol. 709, no. 3, pp. 158-176, 2012.
  118. ATLAS Collaboration: G. Aad *et al.* (3017 authors), "Search for new phenomena in  $t\bar{t}$  events with large missing transverse momentum in proton-proton collisions at  $\sqrt{s} = 7$  TeV with the ATLAS detector", *Phys. rev. lett.*, vol. 108, no. 4, pp. 041805-1-041805-18, 2012.
  119. ATLAS Collaboration: G. Aad *et al.* (3024 authors), "Search for new physics in the dijet mass distribution using 1 fb<sup>-1</sup> of pp collision data at  $\sqrt{s} = 7$  TeV collected by the ATLAS detector", *Phys. lett., Sect. B*, vol. 708, no. 1/2, pp. 37-54, 2012.
  120. ATLAS Collaboration: G. Aad *et al.* (2993 authors), "Search for strong gravity signatures in same-sign dimuon final states using the ATLAS detector at the LHC", *Phys. lett., Sect. B*, vol. 709, no. 4/5, pp. 322-340, 2012.
  121. ATLAS Collaboration: G. Aad *et al.* (3007 authors), "Search for supersymmetry in final states with jets, missing transverse momentum and one isolated lepton in  $\sqrt{s} = 7$  TeV pp collisions using 1 fb<sup>-1</sup> of ATLAS data", *Phys. rev., D Part. fields gravit. cosmol.*, vol. 85, no. 1, pp. 012006-1-02006-30, 2012.
  122. ATLAS Collaboration: G. Aad *et al.* (3006 authors), "Search for the Higgs boson in the  $H \rightarrow WW^* \rightarrow l^+ \nu l^- \bar{\nu}$  decay channel in pp collisions at  $\sqrt{s} = 7$  TeV with the ATLAS detector", *Phys. rev. lett.*, vol. 108, no. 11, pp. 111802-1-111802-19, 2012.
  123. ATLAS Collaboration: G. Aad *et al.* (3026 authors), "Search for the Standard Model Higgs boson in the decay channel  $H \rightarrow ZZ^* \rightarrow 4l$  with the ATLAS detector", *Phys. lett., Sect. B*, vol. 705, no. 5, pp. 435-451, 2012.
  124. ATLAS Collaboration: G. Aad *et al.* (3058 authors), "Search for the Standard Model Higgs boson in the diphoton decay channel with 4.9 fb<sup>-1</sup> of pp collision data at  $\sqrt{s} = 7$  TeV with ATLAS", *Phys. rev. lett.*, vol. 108, no. 11, pp. 111803-1-111803-19, 2012.
  125. ATLAS Collaboration: G. Aad *et al.* (3015 authors), "Searches for supersymmetry with the ATLAS detector using final states with two leptons and missing transverse momentum in  $\sqrt{s} = 7$  TeV proton-proton collisions", *Phys. lett., Sect. B*, vol. 709, no. 3, pp. 137-157, 2012.
  126. ATLAS Collaboration: G. Aad *et al.* (3017 authors), "A study of the material in the ATLAS inner detector using secondary hadronic interactions", *Journal of instrumentation*, vol. 7, no. 1, pp. P01013-1-P01013-41, 2012.
  127. AUGER Collaboration: P. Abreu *et al.* (496 authors), "Description of atmospheric conditions at the Pierre Auger Observatory using the Global Data Assimilation System (GDAS)", *Astropart. phys.*, vol. 35, no. 9, pp. 591-607, 2012.
  128. AUGER Collaboration: P. Abreu *et al.* (499 authors), "Measurement of the proton-air cross section at  $\sqrt{s} = 57$  TeV with the Pierre Auger Observatory", *Phys. rev. lett.*, vol. 109, no. 6, pp. 062002-1-062002-9, 2012.
  129. AUGER Collaboration: P. Abreu *et al.* (511 authors), "The rapid atmospheric monitoring system of the Pierre Auger Observatory", *Journal of instrumentation*, vol. 7, no. 9, pp. P09001-1-P09001-40, 2012.
  130. AUGER Collaboration: P. Abreu *et al.* (500 authors), "A search for anisotropy in the arrival directions of ultra high energy cosmic rays recorded at the Pierre Auger Observatory", *Journal of cosmology and astroparticle physics*, vol. 2012, no. 4, art. no. 40, 14 pp., apr. 2012.
  131. AUGER Collaboration: P. Abreu *et al.* (518 authors), "Search for point-like sources of ultra-high energy neutrinos at the Pierre Auger Observatory and improved limit on the diffuse flux of tau neutrinos", *The astrophysical journal, Letters*, vol. 755, no. 1, pp. L4-1-L4-7, 2012.
  132. AUGER Collaboration: P. Abreu *et al.* (498 authors), "Search for signatures of magnetically-induced alignment in the arrival directions measured by the Pierre Auger Observatory", *Astropart. phys.*, vol. 35, no. 6, pp. 354-361, 2012.
  133. AUGER Collaboration: P. Abreu *et al.* (493 authors), "Erratum to "The Lateral Trigger Probability function for the Ultra-High Energy Cosmic Ray Showers detected by the Pierre Auger Observatory" [Astroparticle Physics 35 (2011) 266-276]", *Astropart. phys.*, vol. 35, no. 10, pp. 681-684, 2012.
  134. AUGER Collaboration: P. Abreu *et al.* (515 authors), "Antennas for the detection of radio emission pulses from cosmic-ray induced air showers at the Pierre Auger Observatory", *Journal of instrumentation*, vol. 7, no. 10, pp. P10011-1-P10011-42, 2012.
  135. AUGER Collaboration: P. Abreu *et al.* (513 authors), "Large-scale distribution of arrival directions of cosmic rays detected above 10<sup>18</sup> eV at the Pierre Auger Observatory", *Astrophys. J., Suppl. Ser.*, vol. 203, no. 2, pp. 34-1-34-20, 2012.
  136. AUGER Collaboration: P. Abreu *et al.* (512 authors), "Results of a self-triggered prototype system for radio-detection of extensive air showers at the Pierre Auger Observatory", *Journal of instrumentation*, vol. 7, no. 11, pp. P11023-1-P11023-28, 2012.
  137. AUGER Collaboration: P. Abreu *et al.* (509 authors), "A search for point sources of EeV neutrons", *Astrophys. J.*, vol. 760, no. 2, pp. 1-11, 2012.
  138. AUGER Collaboration: R. Bonino *et al.* (479 authors), "Large scale anisotropy studies with the Pierre Auger Observatory", In: 3rd Roma International Conference on Astroparticle Physics (RICAP'11), May 25th - 27th, 2011 - Roma, Italy, *Nuclear instruments and methods in physics research, Section A, Accelerators, spectrometers, detectors and associated equipment*, vol. 692, pp. 88-92, 2012.
  139. AUGER Collaboration: J. Chirinos *et al.* (510 authors), "Ground-truthing a satellite-based night-time cloud identification technique at the Pierre Auger Observatory", In: Focus point on interdisciplinary science with cosmic rays, *The European physical journal plus*, vol. 127, no. 8, pp. 1-10, 2012.

140. AUGER Collaboration: S. Dasso *et al.* (483 authors), "The scaler mode in the Pierre Auger Observatory to study heliospheric modulation of cosmic rays", In: *Advances in theory and observation of solar system dynamics I, Advances in space research*, vol. 49, no. 11, pp. 1563-1569, 2012.
141. AUGER Collaboration: Benjamin Fuchs *et al.* (495 authors), "The Auger engineering radio array", In: 3rd Roma International Conference on Astroparticle Physics (RICAP'11), May 25th - 27th, 2011 - Roma, Italy, *Nuclear instruments and methods in physics research, Section A, Accelerators, spectrometers, detectors and associated equipment*, vol. 692, pp. 93-97, 2012.
142. AUGER Collaboration: Bianca Keilhauer *et al.* (510 authors), "Description of atmospheric conditions at the Pierre Auger Observatory using meteorological measurements and models", In: Focus point on interdisciplinary science with cosmic rays, *The European physical journal plus*, vol. 127, no. 8, pp. 1-10, 2012.
143. AUGER Collaboration: Karim Louedec *et al.* (510 authors), "Atmospheric aerosols at the Pierre Auger Observatory and environmental implications", In: Focus point on interdisciplinary science with cosmic rays, *The European physical journal plus*, vol. 127, no. 8, pp. 1-16, 2012.
144. AUGER Collaboration: R. Mussa *et al.* (510 authors), "Observation of ELVES at the Pierre Auger Observatory", In: Focus point on interdisciplinary science with cosmic rays, *The European physical journal plus*, vol. 127, no. 8, pp. 1-6, 2012.
145. AUGER Collaboration: Roberto Pesce *et al.* (504 authors), "Measuring the spectrum of UHECR with the Pierre Auger Observatory", In: 3rd Roma International Conference on Astroparticle Physics (RICAP'11), May 25th - 27th, 2011 - Roma, Italy, *Nuclear instruments and methods in physics research, Section A, Accelerators, spectrometers, detectors and associated equipment*, vol. 692, pp. 83-87, 2012.
146. AUGER Collaboration: V. Rizi *et al.* (510 authors), "Atmospheric monitoring with LIDARs at the Pierre Auger Observatory", In: Focus point on interdisciplinary science with cosmic rays, *The European physical journal plus*, vol. 127, no. 8, pp. 1-12, 2012.
147. AUGER Collaboration: Mariangela Settimo *et al.* (513 authors), "Measurement of the cosmic ray energy spectrum using hybrid events of the Pierre Auger Observatory", In: Focus point on interdisciplinary science with cosmic rays, *The European physical journal plus*, vol. 127, no. 8, pp. 1-15, 2012.
148. AUGER Collaboration: L. Wiencke *et al.* (510 authors), "The Pierre Auger Observatory and interdisciplinary science", In: Focus point on interdisciplinary science with cosmic rays, *The European physical journal plus*, vol. 127, no. 8, pp. 1-7, 2012.
149. Belle Collaboration: Ichiro Adachi *et al.* (156 authors), "First observation of the  $P$ -wave spin-singlet bottomonium states  $h_b(1P)$  and  $h_b(2P)$ ", *Phys. rev. lett.*, vol. 108, no. 3, pp. 032001-1-032001-6, 2012.
150. Belle Collaboration: Ichiro Adachi *et al.* (176 authors), "Precise measurement of the  $CP$  violation parameter  $\sin 2\phi_1$  in  $B^0 \rightarrow (c\bar{c})K^0$  decays", *Phys. rev. lett.*, vol. 108, no. 17, pp. 171802-1-171802-7, 2012.
151. Belle Collaboration: H. Aihara *et al.* (161 authors), "First measurement of  $\phi_3$  with a model-independent Dalitz plot analysis of  $B^\pm \rightarrow DK^\pm$ ,  $D \rightarrow K_S^0 \pi^+ \pi^-$  decay", *Phys. rev., D Part. fields gravit. cosm.*, vol. 85, no. 11, pp. 112014-1-112014-17, 2012.
152. R. L. Bates *et al.* (68 authors), "The ATLAS SCT grounding and shielding concept and implementation", *Journal of instrumentation*, vol. 7, no. 3, pp. P03005-1-P03005-35, 2012.
153. Matej Batič, Gabriela Hoff, Maria Grazia Pia, Paolo Saracco, "Photon elastic scattering simulation: validation and improvements to Geant4", *IEEE trans. nucl. sci.*, vol. 59, no. 4, pp. 1636-1664, 2012.
154. Matej Batič, Maria Grazia Pia, Sam J. Cipolla, "ISICSoo: a class for the calculation of ionization cross sections from ECPSSR and PWBA theory", *Comput. phys. commun.*, vol. 183, issue 2, pp. 398-404, 2012.
155. AUGER Collaboration: C. Berat *et al.* (504 authors), "Radio detection of extensive air showers at the Pierre Auger Observatory", *Nucl. instrum. methods phys res., Sect. A, Accel.*, pp. 1-4, 2012.
156. Belle Collaboration: A. Bondar *et al.* (159 authors), "Observation of two charged bottomoniumlike resonances in  $Y(5S)$  decays", *Phys. rev. lett.*, vol. 108, no. 12, pp. 122001-1-122001-6, 2012.
157. Belle Collaboration: M.-C. Chang *et al.* (156 authors), "Measurement of  $B^0 \rightarrow J/\psi \eta'$  and constraint on the  $\eta - \eta'$  mixing angle", *Phys. rev., D Part. fields gravit. cosm.*, vol. 85, no. 9, pp. 091102-1-091102-6, 2012.
158. Neal Clinthorne *et al.* (17 authors), "Silicon as an unconventional detector in positron emission tomography", In: Proceedings of the 8th International Hiroshima Symposium on the Development and Application of Semiconductor Tracking Detectors, Academia Sinica, Taipei, Taiwan, December 5-8, 2011, *Nuclear instruments and methods in physics research, A, Accelerators, spectrometers, detectors and associated equipment*, vol. 699, pp. 216-220, 2012.
159. Belle Collaboration: J. Dalseno *et al.* (144 authors), "Measurement of branching fraction and first evidence of  $CP$  violation in  $B^0 \rightarrow a_1^\pm(1260)\pi^\mp$  decays", *Phys. rev., D Part. fields gravit. cosm.*, vol. 86, no. 9, pp. 092012-1-092012-15, 2012.
160. Belle Collaboration: T. Higuchi *et al.* (179 authors), "Search for time-dependent  $CPT$  violation in hadronic and semileptonic  $B$  decays", *Phys. rev., D Part. fields gravit. cosm.*, vol. 85, no. 7, pp. 071105-1-071105-7, 2012.
161. Belle Collaboration: C.-T. Hoi *et al.* (127 authors), "Evidence for direct  $CP$  violation in  $B^\pm \rightarrow \eta h^\pm$  and observation of  $B^0 \rightarrow \eta K^0$ ", *Phys. rev. lett.*, vol. 108, no. 3, pp. 031801-1-031801-6, 2012.
162. AUGER Collaboration: J. R. Hörandel *et al.* (510 authors), "The nature and origin of ultra high-energy cosmic rays", *Europhys. news*, vol. 43, no. 3, pp. 24-27, 2012.
163. Belle Collaboration: C. - L. Hsu *et al.* (156 authors), "Search for  $B^0$  decays to invisible final states at Belle", *Phys. rev., D Part. fields gravit. cosm.*, vol. 86, no. 3, pp. 032002-1-032002-6, 2012.
164. AUGER Collaboration: John L. Kelley *et al.* (509 authors), "Data acquisition, triggering, and filtering at the Auger Engineering Radio Array", *Nucl. instrum. methods phys res., Sect. A, Accel.*, pp. 1-4, 2012.
165. Belle Collaboration: J. H. Kim *et al.* (151 authors), "Search for  $B \rightarrow \phi \pi$  decays", *Phys. rev., D Part. fields gravit. cosm.*, vol. 86, no. 3, pp. 031101-1-031101-6, 2012.
166. AUGER Collaboration: Matthias Kleifges *et al.* (504 authors), "Measurement of cosmic ray air showers using MHz radio-detection techniques at the Pierre Auger Observatory", *Nucl. instrum. methods phys res., Sect. A, Accel.*, pp. 1-3, 2012.
167. Belle Collaboration: B. R. Ko *et al.* (164 authors), "Evidence for  $CP$  violation in the decay  $D^+ \rightarrow K_S^0 \pi^+$ ", *Phys. rev. lett.*, vol. 109, no. 2, pp. 021601-1-021601-6, 2012.
168. Gregor Kramberger, Vladimir Cindro, Igor Mandić, Marko Mikuž, Marko Zavrtanik, "Determination of detrapping times in semiconductor detectors", *Journal of instrumentation*, vol. 7, no. 4, pp. P04006-1-P04006-12, 2012.
169. Belle Collaboration: B. Kronenbitter *et al.* (162 authors), "First observation of  $CP$  violation and improved measurement of the branching fraction and polarization of  $B^0 \rightarrow D^{*+} D^{*-}$  decays", *Phys. rev., D Part. fields gravit. cosm.*, vol. 86, no. 7, pp. 071103-1-071103-7, 2012.
170. Belle Collaboration: J. Li *et al.* (164 authors), "First observation of  $B_s^0 \rightarrow J/\psi \eta$  and  $B_s^0 \rightarrow J/\psi \eta'$ ", *Phys. rev. lett.*, vol. 108, no. 18, pp. 181808-1-181808-5, 2012.
171. Belle Collaboration: Z. Q. Liu *et al.* (164 authors), "Observation of new resonant structures in  $\gamma\gamma \rightarrow \omega\phi$ ,  $\phi\phi$ , and  $\omega\omega$ ", *Phys. rev. lett.*, vol. 108, no. 23, pp. 232001-1-232001-7, 2012.
172. Marko Milovanović, Vladimir Cindro, Gregor Kramberger, Igor Mandić, Marko Mikuž, Marko Zavrtanik, "Effects of accelerated long term annealing in highly irradiated  $n^+$ -p strip detector examined by Edge-TCT", *Journal of instrumentation*, vol. 7, no. 6, pp. P06006-1-P06006-14, 2012.
173. Marko Milovanović, Gregor Kramberger, Igor Mandić, Vladimir Cindro, Marko Zavrtanik, Graeme Stewart, "Position resolved multi channel transient current technique", *Facta Univ., Autom. Control Robot.*, vol. 11, no. 1, pp. 1-14, 2012.
174. Belle Collaboration: R. Mizuk *et al.* (174 authors), "Evidence for the  $\eta_b(2S)$  and observation of  $h_b(1P) \rightarrow \eta_b(1S)\gamma$  and  $h_b(2P) \rightarrow \eta_b(1S)\gamma$ ", *Phys. rev. lett.*, vol. 109, no. 23, pp. 232002-1-232002-6, 2012.
175. Belle Collaboration: K. Negishi *et al.* (138 authors), "Search for the decay  $B^0 \rightarrow DK^0$  followed by  $D \rightarrow K^- \pi^+$ ", *Phys. rev., D Part. fields gravit. cosm.*, vol. 86, no. 1, pp. 011101-1-011101-6, 2012.
176. Belle Collaboration: M. Röhrken *et al.* (163 authors), "Measurements of branching fractions and time-dependent  $CP$  violating asymmetries in  $B^0 \rightarrow D^{*\pm} D^\mp$  decays", *Phys. rev., D Part. fields gravit. cosm.*, vol. 85, no. 9, pp. 091106-1-091106-7, 2012.
177. Belle Collaboration: Y. Sato *et al.* (162 authors), "Measurement of the  $CP$ -violation parameter  $\sin 2\phi_1$  with a new tagging method at the  $Y(5S)$  resonance", *Phys. rev. lett.*, vol. 108, no. 17, pp. 171801-1-171801-6, 2012.
178. Belle Collaboration: C. P. Shen *et al.* (155 authors), "Observation of exclusive  $Y(1S)$  and  $Y(2S)$  decays into light hadrons", *Phys. rev., D Part. fields gravit. cosm.*, vol. 86, no. 3, pp. 031102-1-031102-7, 2012.
179. Belle Collaboration: C. P. Shen *et al.* (142 authors), "Search for double charmonium decays of the  $P$ -wave spin-triplet bottomonium states", *Phys. rev., D Part. fields gravit. cosm.*, vol. 85, no. 7, pp. 071102-1-071102-7, 2012.

180. Aleš Stanovnik, Borut Jurčič-Zlobec, "Numerical study of the elastic pendulum on the rotating earth", *ISRN*, vol. 2012, pp. 806231-1-806231-7, 2012.
181. Belle Collaboration: Marko Starič *et al.* (134 authors), "Search for  $CP$  violation in  $D^{\pm}$  meson decays to  $\phi\pi^{\pm}$ ", *Phys. rev. lett.*, vol. 108, no. 7, pp. 071801-1-071801-6, 2012.
182. Belle Collaboration: J. Stypula *et al.* (169 authors), "Evidence for  $B^{-} \rightarrow D_s^{+} K^{-} \ell^{-} \bar{\nu}_{\ell}$  and search for  $B^{-} \rightarrow D_s^{+} K^{-} \ell^{-} \bar{\nu}_{\ell}'$ ", *Phys. rev., D Part. fields gravit. cosmol.*, vol. 86, no. 7, pp. 072007-1-072007-7, 2012.
183. Belle Collaboration: S. Uehara *et al.* (160 authors), "Measurement of  $\gamma\gamma^{*} \rightarrow \pi^0$  transition form factor at Belle", *Phys. rev., D Part. fields gravit. cosmol.*, vol. 86, no. 9, pp. 092007-1-092007-27, 2012.
184. Jenia Vassileva *et al.* (45 authors), "IAEA survey of pediatric CT practice in 40 countries in Asia, Europe, Latin America, and Africa. Part 1, Frequency and appropriateness", *Am J Roentgenol (1976)*, vol. 198, no. 5, pp. 1021-1031, 2012.
185. Belle Collaboration: C. C. Zhang *et al.* (103 authors), "Evidence for the  $\eta_b(2S)$  and observation of  $h_b(1P) \rightarrow \eta_b(1S)\gamma$  and  $h_b(2P) \rightarrow \eta_b(1S)\gamma$ ", *Phys. rev., D Part. fields gravit. cosmol.*, vol. 86, no. 5, pp. 052002-1-052002-12, 2012.
186. Stefano Zucca, Lodovico Ratti, Gianluca Traversi, Stefano Bettarini, Fabio Morsani, Giuliana Rizzo, Luciano Bosisio, Irina Rashevskaya, Vladimir Cindro, "Characterization of bulk damage in CMOS MAPS with deep N-well collecting electrode", *IEEE trans. nucl. sci.*, vol. 59, no. 4, pp. 900-908, 2012.
- Institute of Physics Publishing, 2012, vol. 375, pp. 052003-1-052003-4, 2012.
8. Neal Clinthorne *et al.* (17 authors), "A high-resolution PET demonstrator using a silicon "magnifying glass"", In: *Proceedings of the 2nd International Conference on Technology and Instrumentation in Particle Physics (TIPP 2011), 8-14 June 2011 Chicago, USA*, (Physics procedia, vol. 37, 2012), Ted Liu, Amsterdam [etc.], Elsevier, 2012, vol. 37, pp. 1488-1496, 2012.
9. AUGER Collaboration: Stephane Coutu *et al.* (501 authors), "The Pierre Auger Observatory: challenges at the highest-energy frontier", In: *Proceedings of the 2nd International Conference on Technology and Instrumentation in Particle Physics (TIPP 2011), 8-14 June 2011 Chicago, USA*, (Physics procedia, vol. 37, 2012), Ted Liu, Amsterdam [etc.], Elsevier, 2012, vol. 37, pp. 1355-1364, 2012.
10. AUGER Collaboration: Alexandre Creusot *et al.* (481 authors), "Latest results of the Pierre Auger Observatory", In: *4th International Workshop on Acoustic and Radio EeV Neutrino Detection Activities*, (Nuclear instruments and methods in physics research, Section A, Accelerators, spectrometers, detectors and associated equipment, vol. 662, suppl. 1), Olivier Ravel, ed., Amsterdam, Elsevier, 2012, vol. 662, suppl. 1, pp. S106-S112, 2012.
11. AUGER Collaboration: J. R. T. De Mello Neto *et al.* (505 authors), "Ultra high energy cosmic rays with the Pierre Auger Observatory", In: *Proceedings of the 5th International Workshop on Astronomy and Relativistic Astrophysics (IWARA2011), João Pessoa, Brazil, 9-11 October 2011*, (International journal of modern physics, vol. 18, no. 1), Valdir B. Bezerra, ed., [S. l.], World Scientific, 2012, vol. 18, no. 1, pp. 221-229, 2012.
12. AUGER Collaboration: Hans P Dembinski *et al.* (498 authors), "Latest results from the Pierre Auger Observatory", In: *Nuclear physics in astrophysics V, 3-8 April 2011, Eilat, Israel*, (Journal of physics. Conference series, vol. 337), Bristol, Institute of Physics Publishing, 2012, vol. 337, pp. 012068-1-012068-4, 2012.
13. AUGER Collaboration: Stefan Fliescher *et al.* (502 authors), "Radio detection of cosmic ray induced air showers at the Pierre Auger Observatory", In: *4th International Workshop on Acoustic and Radio EeV Neutrino Detection Activities*, (Nuclear instruments and methods in physics research, Section A, Accelerators, spectrometers, detectors and associated equipment, vol. 662, suppl. 1), Olivier Ravel, ed., Amsterdam, Elsevier, 2012, vol. 662, suppl. 1, pp. S124-S129, 2012.
14. AUGER Collaboration: Diego Garcia-Gomez *et al.* (502 authors), "Studies of hadronic interactions at ultra-high energies with the Pierre Auger Observatory", In: *QCD and high energy interactions*, Paris, LPNHE, 2012, pp. [1-6].
15. AUGER Collaboration: Javier G. Gonzalez *et al.* (504 authors), "The offline software of the Pierre Auger Observatory: lessons learned", In: *Parallel and Distributed Processing with Applications: ISPA 2012: 10th IEEE International Symposium on Parallel and Distributed Processing with Applications, Madrid, Spain, 10 - 13 July 2012*, Madrid, CPS, 2012, pp. 557-564.
16. AUGER Collaboration: Javier G. Gonzalez *et al.* (513 authors), "Results from the Pierre Auger Observatory", In: *Exotic nuclei and nuclear/particle astrophysics (IV): from nuclei to stars*, (AIP conference proceedings, vol. 1498), Carpathian Summer School of Physics 2012, Sinaia, Romania, 24 June-7 July 2012, Liviu Trache, ed., Paula Gina Isar, ed., Melville, New York, American Institute of Physics, 2012, pp. 273-281.
17. AUGER Collaboration: H. O. Klages *et al.* (498 authors), "Enhancements to the Southern Pierre Auger Observatory", In: *12th International Conference on Topics in Astroparticle and Underground Physics (TAUP 2011), 5-9 September 2011, Munich, Germany*, (Journal of physics. Conference series, vol. 375), George Raffelt, ed., L. Oberauer, ed., R. M. Wagner, ed., Bristol, Institute of Physics Publishing, 2012, vol. 375, pp. 052006-1-052006-4, 2012.
18. AUGER Collaboration: Julio Lozano Bahilo *et al.* (494 authors), "Mass production of extensive air showers for the Pierre Auger Collaboration using Grid Technology", In: *14th International Workshop on Advanced Computing and Analysis Techniques in Physics Research (ACAT 2011), 5-9 September 2011, Uxbridge, London, UK*, (Journal of physics. Conference series (Print), vol. 368), Bristol, Institute of Physics, 2012, vol. 368, pp. 012015-1-012015-7, 2012.
19. AUGER Collaboration: Julio Lozano Bahilo *et al.* (501 authors), "Production of simulated Extensive Air Showers for the Pierre Auger Collaboration using Grid Technology", In: *Parallel and Distributed Processing with Applications: ISPA 2012: 10th IEEE International Symposium on Parallel and Distributed Processing with Applications, Madrid, Spain, 10 - 13 July 2012*, Madrid, CPS, 2012, pp. 545-550.

## PUBLISHED SCIENTIFIC CONFERENCE CONTRIBUTION

1. Matej Batič, Marcia Begalli, M. Han, S. Hauf, Gabriela Hoff, C. H. Kim, M. Kuster, Maria Grazia Pia, Paolo Saracco, H. Seo, G. Weidenspointner, A. Zoglauer, "Refactoring, reengineering and evolution: paths to Geant4 uncertainty quantification and performance improvement", In: *Proceedings of the International Conference on Computing in High Energy and Nuclear Physics 2012 (CHEP2012), 21-25 May 2012, New York, USA*, (Journal of physics, Conference series, vol. 396, no. 1/6, 2012), Bristol, Institute of Physics Publishing, 2012, vol. 396, no. 2, pp. 022038-1-022038-9, 2012.
2. Matej Batič, M. Han, S. Hauf, Gabriela Hoff, C. H. Kim, M. Kuster, Maria Grazia Pia, Paolo Saracco, H. Seo, "Algorithms and parameters for improved accuracy in physics data libraries", In: *Proceedings of the International Conference on Computing in High Energy and Nuclear Physics 2012 (CHEP2012), 21-25 May 2012, New York, USA*, (Journal of physics, Conference series, vol. 396, no. 1/6, 2012), Bristol, Institute of Physics Publishing, 2012, vol. 396, no. 2, pp. 022039-1-022039-7, 2012.
3. Matej Batič, Gabriela Hoff, Maria Grazia Pia, "Precision analysis of Geant4 condensed transport effects on energy deposition in detectors", In: *Proceedings of the International Conference on Computing in High Energy and Nuclear Physics 2012 (CHEP2012), 21-25 May 2012, New York, USA*, (Journal of physics, Conference series, vol. 396, no. 1/6, 2012), Bristol, Institute of Physics Publishing, 2012, vol. 396, no. 2, pp. 022004-1-022004-8, 2012.
4. Matej Batič, Anna Paganoni, A. Pfeiffer, Maria Grazia Pia, A. Ribon, C. H. Kim, M. Kuster, Maria Grazia Pia, Paolo Saracco, H. Seo, G. Weidenspointner, A. Zoglauer, "A new development cycle of the Statistical Toolkit", In: *Proceedings of the International Conference on Computing in High Energy and Nuclear Physics 2012 (CHEP2012), 21-25 May 2012, New York, USA*, (Journal of physics, Conference series, vol. 396, no. 1/6, 2012), Bristol, Institute of Physics Publishing, 2012, vol. 396, no. 5, pp. 052010-1-052010-5, 2012.
5. AUGER Collaboration: M. Bohacova *et al.* (478 authors), "Highlights from the Pierre Auger Observatory", In: *Papers presented at Les Rencontres de Physique de la Vallée d'Aoste, La Thuile 2011*, (Il Nuovo cimento C, vol. 35, no. 1), Bologna, Società italiana di fisica, 2012, vol. 35, no. 1, pp. 83-88, 2012.
6. Marko Bračko, "News from Belle: recent spectroscopy results", In: *Proceedings to the Mini-Workshop Hadronic Resonances, Bled, Slovenia, July 1-8, 2012*, (Blejske delavnice iz fizike, vol. 13, no. 1), Bojan Golli, ed., Mitja Rosina, ed., Simon Širca, ed., Ljubljana, DMFA - založništvo, 2012, vol. 13, no. 1, pp. 62-65, 2012.
7. AUGER Collaboration: L. Cazon *et al.* (505 authors), "Studying the nuclear mass composition of Ultra-High Energy Cosmic Rays with the Pierre Auger Observatory", In: *12th International Conference on Topics in Astroparticle and Underground Physics (TAUP 2011), 5-9 September 2011, Munich, Germany*, (Journal of physics. Conference series, vol. 375), George Raffelt, ed., L. Oberauer, ed., R. M. Wagner, ed., Bristol,

20. AUGER Collaboration: Carla Macolino *et al.* (481 authors), "Anisotropy studies with the Pierre Auger Observatory", In: *12th International Conference on Topics in Astroparticle and Underground Physics (TAUP 2011), 5-9 September 2011, Munich, Germany*, (Journal of physics. Conference series, vol. 375), George Raffelt, ed., L. Oberauer, ed., R. M. Wagner, ed., Bristol, Institute of Physics Publishing, 2012, vol. 375, pp. 052002-1-052002-4, 2012.
21. Marko Milovanović, Vladimir Cindro, Gregor Kramberger, Igor Mandić, Marko Mikuž, Marko Zavrtanik, "Electric field and charge multiplication in highly irradiated silicon detectors", In: *The electroweak scale: unraveling the mysteries at the LHC, 40th SLAC Summer Institute, July 23 - August 3, 2012, Menlo Park, California, Menlo Park, SLAC = Stanford Linear Accelerator Center, 2012, 1 pp.*
22. AUGER Collaboration: V. Rizi *et al.* (495 authors), "UV Raman LIDAR and side scattering detector for the monitoring of aerosol optical transmission at the Pierre Auger Observatory", In: *Reviewed and revised papers presented at the 26th International [Lambda]aser Radar Conference (ILRC 2012), 25-29 June 2012, Porto Heli, Greece*, Alexandros Papayannis, ed., Dimitrios Balis, ed., Vassilis Amiridis, ed., Porto Heli, ICLAS, cop. 2012, vol. 1, pp. 59-62.
23. AUGER Collaboration: H. Schoorlemmer *et al.* (493 authors), "Results from polarization studies of radio signals induced by cosmic rays at the Pierre Auger Observatory", In: *4th International Workshop on Acoustic and Radio EeV Neutrino Detection Activities*, (Nuclear instruments and methods in physics research, Section A, Accelerators, spectrometers, detectors and associated equipment, vol. 662, suppl. 1), Olivier Ravel, ed., Amsterdam, Elsevier, 2012, vol. 662, suppl. 1, pp. S134-S137, 2012.
24. AUGER Collaboration: Ralf Ulrich *et al.* (481 authors), "Determination of hadronic interaction characteristics with the Pierre Auger Observatory", In: *12th International Conference on Topics in Astroparticle and Underground Physics (TAUP 2011), 5-9 September 2011, Munich, Germany*, (Journal of physics. Conference series, vol. 375), George Raffelt, ed., L. Oberauer, ed., R. M. Wagner, ed., Bristol, Institute of Physics Publishing, 2012, vol. 375, pp. 052005-1-052005-4, 2012.
25. AUGER Collaboration: Inés Valiño *et al.* (508 authors), "Analysis of inclined air showers and search for ultra-high energy neutrinos and photons with the Pierre Auger Observatory", In: *12th International Conference on Topics in Astroparticle and Underground Physics (TAUP 2011), 5-9 September 2011, Munich, Germany*, (Journal of physics. Conference series, vol. 375), George Raffelt, ed., L. Oberauer, ed., R. M. Wagner, ed., Bristol, Institute of Physics Publishing, 2012, vol. 375, part 5, pp. 052004-1-052004-4, 2012.
26. AUGER Collaboration: Christopher Williams *et al.* (503 authors), "Microwave detection of cosmic ray air showers at the Pierre Auger Observatory: an R&D effort", In: *Proceedings of the 2nd International Conference on Technology and Instrumentation in Particle Physics (TIPP 2011), 8-14 June 2011 Chicago, USA*, (Physics procedia, vol. 37, 2012), Ted Liu, Amsterdam [etc.], Elsevier, 2012, vol. 37, pp. 1341-1348, 2012.

## INDEPENDENT SCIENTIFIC COMPONENT PART OR A CHAPTER IN A MONOGRAPH

1. Peter Križan, "Photon detectors", In: *Handbook of particle detection and imaging. 1*, Claus Grupen, ed., Irène Buvat, ed., Berlin, Heidelberg, Springer, 2012, zv. 1, pp. 297-311.
2. Dejan Žontar, "Radiation doses from patients to staff members, comforters and caregivers and to the general population", In: *Radiation protection in nuclear medicine*, Sören Mattsson, ed., Christoph Hoeschen, ed., Heidelberg [etc.], Springer, 2012, pp. 109-128.

## MENTORING

1. Rok Dolenc, *Time-of-flight positron emission tomography using Cherenkov radiation*: doctoral dissertation, Ljubljana, 2012 (mentor Samo Korpar).
2. Borut Grošičar, *Development of detectors for high resolution positron tomography*: master's thesis, Maribor, 2012 (mentor Samo Korpar; co-mentor Vladimir Cindro).

# DEPARTMENT OF INORGANIC CHEMISTRY AND TECHNOLOGY K-1

*The Department of Inorganic Chemistry and Technology is one of the leading groups in the field of the synthesis of new inorganic compounds containing fluorine in the world. The main research fields are the synthesis of new coordination compounds with different ligands, the chemistry of noble gases, the chemistry of elements of the main groups and the synthesis of new inorganic materials with special properties. A great deal of the activity of the group has been devoted to technological, ecological and safety problems in Slovenia. The group has already been cooperating closely with Slovenian industry for more than thirty years. It is also active in the field of education and in the field of the promotion of natural sciences among students at colleges and elementary schools.*



Head:

**Asst. Prof. Gašper Tavčar**

The chemistry of noble gases represents an important part of the research activities of the department. The 50<sup>th</sup> anniversary of the discovery of the first true noble gas compound - xenon hexafluoroplatinate(IV) is marked this year. Despite a number of theories and speculations about its nature, the structure of this compound remains unknown. Certain syntheses and partial characterizations of these types of compounds, with a general formulation  $\text{XeF}_2 \cdot \text{MF}_4$ , were carried out several years ago, but most of their crystal structures were left unsolved. The focus of our research was the system  $\text{XeF}_2/\text{TiF}_4$ , and we successfully synthesized and fully characterized three new compounds:  $(\text{XeF})_2\text{Ti}_2\text{F}_{10} \cdot \text{XeF}_2$ ,  $\text{Xe}_2\text{F}_3\text{Ti}_8\text{F}_{33}$  and  $(\text{XeF})_2\text{Ti}_9\text{F}_{38}$ . The formation of the compound  $\text{Xe}_2\text{F}_3\text{Ti}_8\text{F}_{33}$  represents the first synthesis of a  $\text{Xe}_2\text{F}_3^+$  salt without using excess  $\text{XeF}_2$  and it is the first known  $\text{Xe}_2\text{F}_3^+$  salt in the systems  $\text{XeF}_2/\text{MF}_4$ . This compound probably reacts further on with an additional  $\text{TiF}_4$  to give the salt  $(\text{XeF})_2\text{Ti}_9\text{F}_{38}$ , where a nonameric  $[\text{Ti}_9\text{F}_{38}]^{2-}$  anion has been observed for the first time. A distinguishing feature of these two compounds is their unusually high thermal stability - both are stable for longer periods at higher temperatures ( $\sim 100^\circ\text{C}$ ). Work on the  $\text{VOF}_3/\text{XeF}_2$  system yielded the  $\text{XeF}_2 \cdot 4\text{VOF}_3$  compound, a rare example of an interaction between a Lewis base  $\text{XeF}_2$  and a Lewis acid metal oxyfluoride.

**Prof. Boris Žemva received a Mentor of the Year Award from the Society of Young Researchers of Slovenia**

We have continued with the study of the coordination properties of  $\text{XeF}_2$  connected as a ligand to a metal centre. We synthesized and structurally characterized  $[\text{Li}_2(\text{XeF}_2)](\text{V}_2\text{O}_2\text{F}_8)$ , which is the second example of a compound in which  $\text{XeF}_2$  acts as a ligand towards the  $\text{Li}^+$  cation and several structurally diverse compounds with the  $\text{Hg}^{2+}$  cation:  $[\text{Hg}(\text{XeF}_2)_2](\text{AsF}_6)_2$ ,  $[\text{Hg}(\text{XeF}_2)_5](\text{AsF}_6)_2$ ,  $[\text{Hg}(\text{XeF}_2)_5](\text{SbF}_6)_2$  and  $[\text{Hg}_2(\text{XeF}_2)_6](\text{SbF}_6)_4$ . We continued our collaboration with the McMaster University, Canada, on the coordination chemistry of krypton difluoride.

The synthesis and characterisation of new inorganic compounds with fluoridomonooxidovanadium(V) anions was continued. With a systematic investigation of the reactions between various metal fluorides and  $\text{VOF}_3$  in an anhydrous hydrogen fluoride solvent we wanted to prepare new anionic vanadium oxyfluorides and understand what affects the type of anions formed in these reactions. This knowledge is crucial for the design and selective syntheses of materials with the desired dimensionality of oxyfluoro anions. The ratio between vanadium trifluoride oxide and fluoride anions in the solution has proven to be an important factor influencing the type of anion formed. With adjustments of this ratio we were able to isolate two new representatives of this compounds in the lead and rubidium systems, i.e.,  $\text{Pb}[\text{VOF}_3]$  with monomeric and  $\text{Rb}[\text{VOF}_3]$  with polymeric chain anion. A similar polymeric anion was also observed in the case of a silver compound -  $\text{Ag}[\text{VOF}_4]$ . In collaboration with the University of Ljubljana we have begun to investigate how structures of fluoridomonooxidovanadium(V) anions are affected by organic cations formed in anhydrous HF from various amines, such as DABCO (1,4-diazabicyclo[2.2.2]octane).

Reactions between alkaline metal fluorides ( $\text{MF}$ ;  $\text{M} = \text{Li}, \text{Na}, \text{K}, \text{Rb}, \text{Cs}$ ) and  $\text{TiF}_4$  in an anhydrous hydrogen fluoride solvent were investigated. The crystal structures of  $\text{Rb}_2\text{TiF}_6$ ,  $\text{CsTiF}_5$ ,  $\text{MTiF}_5 \cdot \text{HF}$  ( $\text{M} = \text{Na}, \text{K}, \text{Rb}$ ),  $\text{NaTi}_2\text{F}_9 \cdot \text{HF}$ ,  $\text{K}_4[\text{Ti}_8\text{F}_{36}] \cdot 8\text{HF}$  and  $\text{Rb}_4[\text{Ti}_8\text{F}_{36}] \cdot 6\text{HF}$  were determined. Most interesting are the crystal structures of the latest two. They consist of alkaline metal cations,




Figure 1:  $\text{TiF}_6$  octahedra forming the  $([\text{Ti}_8\text{F}_{33}]^-)_n$  polyanion and the arrangement of planar  $\text{Xe}_2\text{F}_3$  units in the structure of  $\text{Xe}_2\text{F}_3\text{Ti}_8\text{F}_{33}$



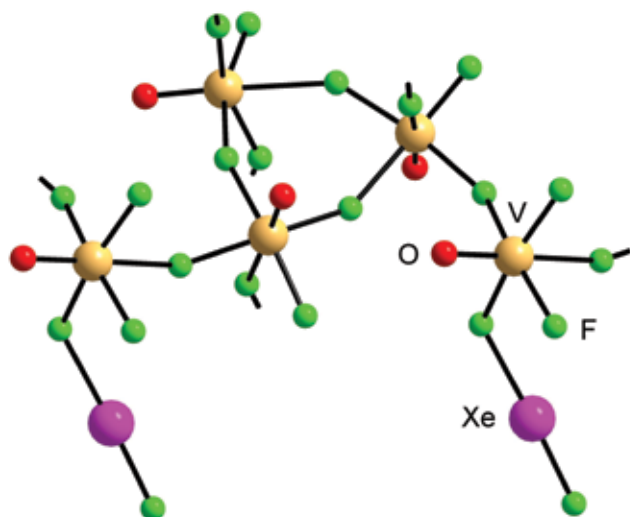


Figure 2: Basic building unit of the  $\text{XeF}_2 \cdot 4\text{VOF}_3$  crystal structure.

neutral HF molecules and octameric  $[\text{Ti}_8\text{F}_{36}]^{4-}$  anions. Each  $[\text{Ti}_8\text{F}_{36}]^{4-}$  anion is made from eight  $\text{TiF}_6$  octahedra, which are arranged in such a way that the central Ti atoms are placed on the vertexes of a virtual cube. In this way each  $\text{TiF}_6$  shares three apices with three neighbouring  $\text{TiF}_6$  units.

The dissolution of oxides  $\text{MO}$  ( $\text{M} = \text{Zn}, \text{Cu}, \text{Hg}$ ) in superacid  $\text{aHF}/\text{AsF}_5$ , or the reaction between  $\text{H}_3\text{OAsF}_6$ ,  $\text{FeF}_2$  and  $\text{AsF}_5$  in  $\text{aHF}$  as a solvent yield  $\text{H}_3\text{OM}[\text{AsF}_6]_3$  ( $\text{M} = \text{Fe}, \text{Zn}$ ),  $\text{H}_3\text{OMF}[\text{AsF}_6]_2$  ( $\text{M} = \text{Fe}, \text{Cu}$ ) and  $(\text{H}_3\text{O})_2\text{Hg}_2\text{F}[\text{AsF}_6]_5$ .

The  $[\text{CF}_3\text{SO}_3]^-$  anion is found in nearly seven thousand crystallographically characterized compounds and in myriads of others that have not been analysed with structural methods. Among all such inorganic compounds the silver(I) derivative ( $\text{AgSO}_3\text{CF}_3$ ) is the most frequently utilized in chemical synthesis. The reason is in its excellent solubility in water and in a broad spectrum of organic solvents; on the other hand, the corresponding chloride, bromides and iodides are insoluble in these media. This difference in solubility is the main force in many metathetic (ligand exchange) reactions where the precipitation of silver(I) halogenides and the incorporation of  $\text{SO}_3\text{CF}_3$  species in desired compounds occur. In cooperation with the University of Warsaw we have investigated the physicochemical properties of  $\text{AgSO}_3\text{CF}_3$  and  $\text{AgSO}_3\text{F}$ . Their crystal structures were also determined and their thermal decompositions investigated.

In cooperation with Ukrainian partners (Lvov university) we have investigated the structural properties of copper (I) pi-complexes. Isomer-selective coordination in the case of allylbenzotriazole isomers was observed in  $\text{CuBF}_4 \times 2\text{-all-bta} \times \text{H}_2\text{O}$ ,  $\text{CuClO}_4 \times 2\text{-all-bta}$ ,  $\text{CuClO}_4 \times 1\text{-all-bta} \times 2\text{-all-bta}$  and  $\text{CuHSO}_4 \times 2\text{-all-bta}$  compounds. Anion-depending coordination was observed in  $[\text{Cu}(\eta^2\text{-C}_{10}\text{H}_{10}\text{SN}_2)(\text{C}_7\text{H}_6\text{SN}_2)\text{NO}_3]$  and  $[\text{Cu}(\text{C}_7\text{H}_6\text{SN}_2)_2]\text{ClO}_4$ .

Within the research on the heterogeneous reactions of trifluoromethane with some metal oxides at relatively low temperatures it was found that the acidity of fluorinated mixed oxides based on  $\gamma\text{-Al}_2\text{O}_3/\gamma\text{-Ga}_2\text{O}_3$  in addition to the extent of fluorination decisively depends also on the gallium content. This was attributed to the preferential replacement of the most acidic surface  $\text{Al}^{3+}$  ions with less acidic  $\text{Ga}^{3+}$  ions.

Such a replacement of ions in mixed oxides leads to an unproportionate formation of acidic sites with lower strength. With the appropriate  $\text{Al}/\text{Ga}$  ratio and partial fluorination, solid materials with tailored acidity can be prepared.

Research of aerogels based on aluminium(III) fluoride was continued. Work in this field was focused on the determination of surface characteristics and on the nanostructure of this new class of materials. The latter investigations showed that fluoride aerogels consist of relatively uniform anisotropic

nanoparticles that in turn consist of amorphous and distinctive nanocrystalline phases.

Molybdenum nitride with  $11 \text{ m}^2/\text{g}$  of specific surface area was synthesized by nitridding the coordination compounds  $\text{CpMoCl}_4$  and  $\text{Mo}(\text{CO})_4(\text{bipy})$  ( $\text{Cp} = \text{cyclopentadienyl}$ ,  $\text{bipy} = 2,2'\text{-bipyridine}$ ) for the purpose of the preparation of new catalysts with improved properties for the ammonia synthesis process. Molybdenum disulphide with  $24 \text{ m}^2/\text{g}$  of specific surface area was prepared by the reaction of  $\text{CpMoCl}_4$ ,  $\text{Mo}(\text{CO})_4$  and  $\text{MoCl}_5$  with  $\text{H}_2\text{S}$  gas and the reaction conditions were optimized for the maximum value of the specific surface area. Synthesized molybdenum disulphide is catalytically active for the synthetic gas reaction, where the products are methane and water. Three new coordination compounds with the  $[\text{Mo}_2\text{O}_4\text{F}_6]^{2-}$  anion were synthesized and their structures determined by single-crystal X-ray diffraction.

Thermodynamic and kinetic effects during a pH titration of As(III) in the buffered malonate system with iodine were investigated. Classic and pH-static titration approaches were comparatively studied for the Liebig-Denigès method of cyanide determination. Experiments on the contents of fluorine taken up by nettle from fluoride contaminated soil were conducted. The results indicate that nettle is remarkable bioaccumulator of fluoride from soil. As result, nettle could be suggested as a promising phytoremediator for fluoride contaminated soil.

The project "Speciation and interactions of chemical contaminants at trace level in aqueous media to support the development of cost effective removal technologies" in cooperation with the department O2 is progressing as planned, with the development and experimental confirmation of theoretical

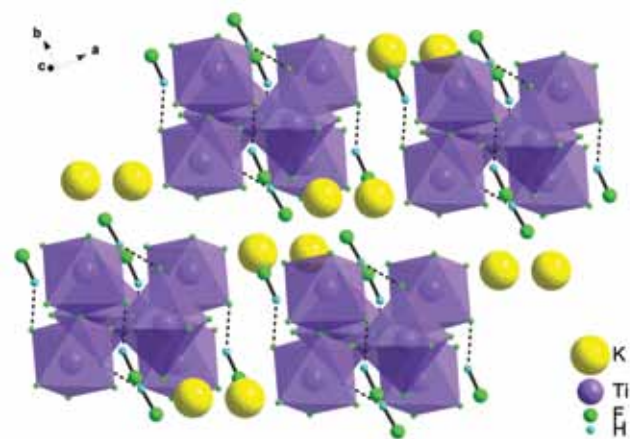


Figure 3: Infinitive chains of polyanions ( $[\text{TiF}_5]_n$ ) in the structure of  $\text{KTiF}_5 \cdot \text{HF}$



modelling findings as a part of the catalytic oxidation of mercury chemistry research in the wet flue-gas desulphurisation processes. The partners in the 3-year project are the departments O2, K1 and the University of Maribor. The project co-workers prepared an article that was accepted for publication in the Fuel magazine, and the results were attracting interest at several scientific and professional conferences.

In the field of environmental and social impact assessments two co-workers of the department joined the EU FP7 project CiViTAS ELAN in the roll of evaluators of four (of a total of sixteen) measures under implementation in Ljubljana and in the partner cities of Ghent, Porto, Brno and Zagreb. The aim of these measures is to improve the quality and safety of the public and private users' mobility. Special emphasis is given to the efficiency analysis of the implemented measures, focused on the activities during the European Mobility Week in September 2012, when Ljubljana city centre was closed to private motorised traffic. The project successfully finished in October 2012 with a line of improvement in the public mobility in all participating cities. The improvement is not finished with the closing of the project, because one of the main objectives of the project was the modern approaches towards raising the public transport users' and service providers' awareness, so the mobility improvement measures are mirroring in other cities, and some long-term measures like the construction of P&R at the entrances to the city along with the implementation of dedicated public transport "yellow" lanes, enlargement of pedestrian-only zones (including the closing of a part of Slovenska Road) and others, are planned for implementation in 2013 and beyond

In the EU FP7 project Integ-Risk we continued our work on the key performance indicators on the quality for mutual consideration of the process safety-risk assessment and spatial planning process. We led the testing of some methods and tools for the management of new and emerging risks in industry. In that respect we tested in the industrial zone of Luka Koper (Port of Koper), Slovenia and in the Industrial Zone Pančevo, Serbia, methods for: i.) analysing risks between the client and contractors, ii.) an approach to the selection of the key performance indicators (applied to the process safety), iii.) an approach to the analysis of the energy supply security, iv.) an approach to the assessment of the health effects due to exposure to hazardous substances, v.) the domino accident potential among two industrial establishments, vi.) a tool for the spatial integration of the risk information (process safety aspect) and vii.) an approach to consider the risk information within the process of land use planning/plan elaboration (at the local community level).

In October 2012 we started an IPA project Adriacold "Diffusion of cooling and refreshing technologies using the solar energy resource in the Adriatic regions", along with partners from Italy, Slovenia, Croatia, Bosnia & Hercegovina and Albania. We cooperate in several project work tasks, and led the work task "Monitoring and data mining", including the planning, systematic collection of performance data of five pilot and testing cooling plants (in the cities of Dubrovnik and Rijeka (Croatia), Piran (Slovenia), Dolina and Rimini (Italy)), and data analysis. The project will include a public tender for the installation and testing of sustainable cooling facilities, in which Slovenian industry that develops and markets such equipment can participate and benefit.

We also joined the Razvojni center Energija d.o.o. (RCE) project "Methodology of fixation of CO<sub>2</sub> on fly ash", where the department researchers provide consulting and support work for the technology development on the pilot and semi-industrial scale based on laboratory-test findings.

The activity in the field of education and the promotion of sciences should be mentioned. Five co-workers were actively engaged in the work of the Jožef Stefan International Postgraduate School as lecturers and as mentors to M.Sc. and Ph.D. students. In addition, the School of Experimental Chemistry maintained its very important relations with elementary, secondary schools and even kindergartens through experimental courses performed in a specialised laboratory or through direct demonstrations at the schools.




Figure 4: TEM images of an AlF<sub>3</sub>-based aerogel show that in these materials some ordering already takes place. Anisotropic nanosized basic particles consist of distinct crystalline and amorphous phases. (Images: D. Primc, K-8)

---

**The EU FP7 Project CiViTAS ELAN was successfully completed. One of the main goals of the project was raising the awareness of users and service providers about modern approaches to mobility in cities.**

---



Figure 5: Quadrupole mass spectrometer HiQuad manufactured by Pfeiffer was installed and tested. Mass spectrometer was partly funded by the ARRS through the "Oprema XIV" call and is configured for the analysis of gaseous samples at up to 1 bar pressure.

A part of these activities is included in the European project KidsINNscience (the project will be finished in 2013) in which eight partners from Europe and two from Latin America participate. New methods for learning natural sciences were tested. With demonstrations of chemical experiments we participated at the 18th Slovenian Science Festival, organized by the Slovenian Science Foundation, at the 5<sup>th</sup> Science Festival organized by the Centre for Youth Culture, at the Researchers night in Ljubljana and on the television show "Ugriznimo znanost" (Bite the science).

### Some outstanding publications in the past year

1. Grochala, W., Ksawery Cyranski, M., Derzsi, M., Michałowski, T., Malinowski, P., Mazej, Z., Kurzydłowski, D., Koźmiński, W., Budzianowski, A., Leszczyński, P.J.: Crystal and electronic structure, lattice dynamics and thermal properties of Ag(I)(SO<sub>3</sub>)R (R = F, CF<sub>3</sub>) Lewis acids in the solid state. *Dalton Trans.*, 2012, 41, pp. 2034–2047
2. Koblar, A., Tavčar, G., Ponikvar-Svet, M.: Fluoride in teas of different types and forms and the exposure of humans to fluoride with tea and diet. *Food Chem.*, 2012, 130, pp. 286–290
3. Blinc, R., Cevc, P., Tavčar, G., Žemva, B., Laguta, V., Trontelj, Z., Jagodič, M., Pajič, D., Balčytis, A., Scott, J. F.: Magnetism in multiferroic Pb<sub>5</sub>Cr<sub>3</sub>F<sub>19</sub>. *Phys. Rev., B, Condens. Matter Mater. Phys.*, 2012, 85, 054419-1 - 054419-5
4. Mazej, Z., Goreshnik, E. A., Jagličič, Z.: Syntheses and crystal structures of [H<sub>3</sub>O]<sup>+</sup>/M<sup>2+</sup> (M = Fe, Zn, Cu, Hg) salts with [AsF<sub>6</sub>]<sup>-</sup>. *European J. Inorg. Chem.*, 2012, pp. 1734–1741
5. Valkulka, A., Tavčar, G., Skapin, T.: Interaction of trifluoromethane (CHF<sub>3</sub>) with alkali hydroxides and carbonates. *J. Fluorine Chem.*, 2012, 142, pp. 52–59

### Awards and appointments

1. Prof. Boris Žemva: Award for Mentor of the Year 2012, given by the Young Researchers Association of Slovenia.

### Patent granted

1. Adolf Jesih, Andrej Kovič, Aleš Mrzel, Method for a synthesis of quasi-one-dimensional structures of 4d and 5d (Nb, Mo Ta, W) transition metals, SI23768 (A), Urad RS za intelektualno lastnino, 31.12.2012.

## INTERNATIONAL PROJECTS

1. Analyses of the Soluble Parts of the Catalyst  
Porzellanfabrik Frauenthal GmbH  
Asst. Prof. Gašper Tavčar
2. 7.FP - CIVITAS-ELAN; Mobilising Citizens for Vital Cities Ljubljana-Gent-Zagreb-Brno-Porto  
European Commission  
Asst. Prof. Marko Gerbec
3. 7.FP - iNTeg-Risk; Early Recognition, Monitoring and Integrated Management of Emerging, New Technology Related Risks  
European Commission  
Asst. Prof. Marko Gerbec
4. 7.FP - KidsINNscience; Innovation in Science Education - Turning Kids on to Science  
European Commission  
Tomaž Ogrin, M. Sc.
5. ACT CLEAN - Access to Technology and Know-how in Cleaner Production in Central Europe  
European Commission  
Dr. Andrej Stergaršek
6. Diffusion of Cooling and Refresing Technologies using the Solar Energy resources in the Adriatic Regions  
Consorzio per l'AREA di ricerca Scientifica  
Asst. Prof. Gašper Tavčar
7. COST ES1006; Evaluation, Improvement and Guidance for the Use of Local-scale Emergency Prediction and Response Tools for Airborne Hazards in Built Environments  
COST Office  
Asst. Prof. Marko Gerbec

8. Selective Synthesis of Fullerene Superhalogens and Fluorinated Superweak Anions  
Slovenian Research Agency  
Prof. Boris Žemva
9. Tungsten Carbide: Fine Powders Obtaining and Coatings Deposition from Melts, Regeneration from Industrial Wastes  
Slovenian Research Agency  
Dr. Melita Tramšek

## RESEARCH PROGRAM

1. Inorganic Chemistry and Technology  
Asst. Prof. Gašper Tavčar

## R & D GRANTS AND CONTRACTS

1. Speciation and interactions of chemical contaminants at trace level in aqueous media to support the development of cost-effective removal technologies  
Dr. Andrej Stergaršek
2. Optimisation of a polychlorinated biphenyls' (PCBs) contaminated material dump site remediation  
Dr. Andrej Stergaršek
3. Expert opinion, attendance at the expert meeting and presentations for the aspects of major accident prevention and Mercury pollution in the Gulf of Trieste  
Asst. Prof. Marko Gerbec

## VISITORS FROM ABROAD

1. Prof. Joel F. Liebman, Department of Chemistry and Biochemistry, University of Maryland, Baltimore, USA, 26. 3.–1. 4. 2012
2. Dr. Angelina Gab, Dr. Dmytro Shakhinin, National Technical University of Ukraine, Ukraine, 27. 11.–4. 12. 2012

## STAFF

### Researchers

1. Asst. Prof. Marko Gerbec
2. Asst. Prof. Evgeny Goreshnik
3. Dr. Adolf Jesih
4. Asst. Prof. Robert Kocjančič
5. Dr. Zoran Mazej
6. Asst. Prof. Maja Ponikvar-Svet
7. Asst. Prof. Tomaž Skapin
8. *Dr. Andrej Stergaršek, retired 02.12.12*
9. **Asst. Prof. Gašper Tavčar, Head**

10. Dr. Melita Tramšek  
 11. Prof. Boris Žemva, retired 29.07.12  
**Postgraduates**  
 12. Alenka Koblar, B. Sc.  
 13. Matic Lozinšek, B. Sc.  
 14. Kristian Radan, B. Sc.  
 15. Matej Sedlar\*\*  
 16. Igor Shlyapnikov, B. Sc.  
 17. Aleš Štefančič, B. Sc.  
 18. Dr. Andrii Vakulka, left 01.11.12  
 19. Gleb Veryasov, B. Sc.

**Technical officers**

20. Peter Frkal, B. Sc.  
 21. Tine Oblak, M. Sc.  
 22. Tomaž Ogrin, M. Sc.  
**Technical and administrative staff**  
 23. Pero Kolobaric  
 24. Robert Moravec  
 25. Mira Zupančič

\*\* postgraduate financed by industry

# BIBLIOGRAPHY

## ORIGINAL SCIENTIFIC ARTICLE

- Robert Blinc, Pavel Cevc, Gašper Tavčar, Boris Žemva, Valentin V. Laguta, Zvonko Trontelj, Marko Jagodič, Damir Pajič, A. Balčytis, James Floyd Scott, "Magnetism in multiferroic  $\text{Pb}_2\text{Cr}_3\text{F}_{19}$ ", *Phys. rev., B, Condens. matter mater. phys.*, vol. 85, iss. 5, pp. 054419-1 - 054419-5, 2012.
- Evgeny A. Goreschnik, Marian G. Mys'kiv, "Anion-dependent complexation of 2-amino-benzothiazole and 2-imino-3-allyl-benzothiazole with  $\text{Cu}^+$ : synthesis and characterization of  $[\text{Cu}(\eta^2\text{-C}_{10}\text{H}_{10}\text{SN}_2)(\text{C}_7\text{H}_6\text{SN}_2)\text{NO}]_3$  and  $[\text{Cu}(\text{C}_7\text{H}_6\text{SN}_2)_2]\text{ClO}_4$ ", *J. coord. chem.*, vol. 65, no. 15, pp. 2743-2750, 2012.
- Evgeny A. Goreschnik, Andrii Vakulka, Yu. I. Slyvka, Marian G. Mys'kiv, "Isomer-selective complexation of copper(I) ionic salts towards 1- and 2-allylbenzotriazoles, Synthesis and characterization of  $\text{CuBF}_4 \times 2 - \text{all} - \text{bta} \times \text{H}_2\text{O}$ ,  $\text{CuClO}_4 \times 2 - \text{all} - \text{bta}$ ,  $\text{CuClO}_4 \times 1 - \text{all} - \text{bta} \times 2 - \text{all} - \text{bta}$  and  $\text{CuHSO}_4 \times 2 - \text{all} - \text{bta}$  the first known example of  $\text{CuHSO}_4\pi$ -complexes", *J. organomet. chem.*, vol. 710, pp. 1-5, 2012.
- Wojciech Grochala, Michał Ksawery Cyrński, Mariana Derzsi, Tomasz Michałowski, Przemysław Malinowski, Zoran Mazej, Dominik Kurzydłowski, Wiktor Koźmiński, Armand Budzianowski, Piotr J. Leszczyński, "Crystal and electronic structure, lattice dynamics and thermal properties of  $\text{Ag}(\text{I})(\text{SO}_3)\text{R}$  ( $\text{R} = \text{F}, \text{CF}_3$ ) Lewis acids in the solid state", *Dalton trans. (2003. Print)*, vol. 41, no. 7, pp. 2034-2047, 2012.
- Alenka Koblar, Gašper Tavčar, Maja Ponikvar-Svet, "Fluoride in teas of different types and forms and the exposure of humans to fluoride with tea and diet", *Food chem.*, vol. 130, issue 2, pp. 286-290, 2012.
- Andrej Kovič, Andrej Žnidaršič, Adolf Jesih, Aleš Mrzel, Miran Gaberšček, Abdou Hassanien, "A novel facile synthesis and characterization of molybdenum nanowires", *Nanoscale research letters*, vol. 7, pp. 567-1-567-7, 2012.
- Matic Lozinšek, Evgeny A. Goreschnik, Boris Žemva, "Lead fluoridooxidovanadates(V),  $\text{Pb}(\text{V}_2\text{O}_7\text{F}_8)$ ,  $\text{Pb}(\text{VOF}_5)$ , and mixed valent fluoridooxidovanadate(IV,V),  $\text{Pb}_3\text{F}(\text{V}_4\text{O}_3\text{F}_{18})$ ", *Z. anorg. allg. Chem. (1950)*, vol. 638, issue 12-13, pp. 2123-2128, 2012.
- M. Yu. Luk'yanov, A. V. Pavlyuk, Evgeny A. Goreschnik, Marian G. Mys'kiv, "3-(diallylamino)propanenitrile ( $(\text{C}_3\text{H}_5)_2\text{NC}_2\text{H}_4\text{CN}$ , L) $\pi$ -complexes with copper(I) ionic salts, Syntheses and crystal structures of compounds  $[\text{Cu}(\text{H}^+\text{L})\text{ClO}_4]\text{ClO}_4 \cdot \text{H}_2\text{O}$ ,  $[\text{Cu}(\text{H}^+\text{L})\text{BF}_4]\text{BF}_4 \cdot \text{H}_2\text{O}$ , and  $[\text{Cu}(\text{H}^+\text{L})(\text{H}_2\text{O})\text{SiF}_6 \cdot \text{H}_2\text{O}]$ ", *Russ. j. coord. chem.*, vol. 38, no. 9, pp. 639-645, 2012.
- Zoran Mazej, Evgeny A. Goreschnik, Zvonko Jagličič, "Syntheses and crystal structures of  $[\text{H}_3\text{O}]^+/\text{M}^{2+}$  ( $\text{M} = \text{Fe}, \text{Zn}, \text{Cu}, \text{Hg}$ ) salts with  $[\text{AsF}_6]^-$ ", *European Journal of Inorganic Chemistry*, vol. 2012, no. 11, pp. 1734-1741, 2012.
- Tadeusz Michałowski, Augustin G. Asuero, Maja Ponikvar-Svet, Marcijn Toporek, Andrzej Pietrzyk, Maciej Rymanowski, "Liebig-Denigès method of cyanide determination: a comparative study of two approaches", *J. solution chem.*, vol. 41, no. 7, pp. 1224-1239, 2012.
- Tadeusz Michałowski, Maja Ponikvar-Svet, Augustin G. Asuero, Krzysztof Kupiec, "Thermodynamic and kinetic effects involved in the pH titration of As(III) with iodine in a buffered malonate system", *J. solution chem.*, vol. 41, no. 3, pp. 436-446, 2012.
- M. M. Monchak, Evgeny A. Goreschnik, Marian G. Mys'kiv, "Architecture of framework copper(I) halide  $\pi$ -complexes with N-allyl-N,N,N-tetramethyl-ethylenediaminium and N,N-diallyl-N,N,N-tetramethylethylenediaminium: synthesis and crystal structure of  $[\text{C}_2\text{H}_4\text{N}_2(\text{H}^+)x(\text{CH}_3)_4(\text{C}_3\text{H}_5)\text{Cu}_4\text{Cl}_6]$  and  $[\text{C}_2\text{H}_4\text{N}_2(\text{CH}_3)_4(\text{C}_3\text{H}_5)_2\text{Cu}_2\text{Cl}_{1.67}\text{Br}_{1.33}]$ ", *J. struct. chem.*, vol. 53, no. 1, pp. 119-124, 2012.
- Zdenka Peršin, Adolf Jesih, Karin Stana-Kleinschek, "The plasma polymerisation process for the deposition of amino-containing film on the poly(ethylene terephthalate) dressing-layer for safe wound-healing", *Mater. tehnol.*, vol. 46, no. 1, pp. 63-68, jan.-feb. 2012.
- Yu. I. Slyvka, A. V. Pavlyuk, Bogdan Ardan, N. T. Pokhodilo, Evgeny A. Goreschnik, P. Yu. Demchenko, "Synthesis and crystal structure of  $\text{Cu}(\text{I})$ -complexes with N-allyl-5-amino-1-phenyl-1H-1,2,3-triazole-4-carboxamide  $[\text{Cu}(\text{C}_{12}\text{H}_{13}\text{N}_5\text{O})(\text{NO}_3)]\text{dot}0.5\text{H}_2\text{O}$  and  $[\text{Cu}(\text{C}_{12}\text{H}_{13}\text{N}_5\text{O})(\text{CF}_3\text{COOH})]$ ", *Russ. J. Inorg. Chem.*, vol. 57, no. 6, pp. 815-521, 2012.
- Andrii Vakulka, Evgeny A. Goreschnik, Marian G. Mys'kiv, "Synthesis and crystal structure of the equimolar complex of copper(I) cyanide with 3,3'-[ethane-1,2-diylbis(oxy)]dipropanenitrile", *Russ. j. coord. chem.*, vol. 38, no. 2, pp. 111-114, 2012.
- Andrii Vakulka, Gašper Tavčar, Tomaž Skapin, "Interaction of trifluoromethane  $\text{CHF}_3$  with alkali hydroxides and carbonates", *J. fluorine chem.*, vol. 142, pp. 52-59, 2012.

## REVIEW ARTICLE

- Maja Ponikvar-Svet, Diana D. Zeiger, Joel F. Liebman, "Interplay of thermochemistry and Structural chemistry, the journal (volume 22, 2011, issues 4-6) and the discipline", *Struct. chem.*, vol. 23, no. 4, pp. 1267-1280, 2012.
- Maja Ponikvar-Svet, Diana D. Zeiger, Joel F. Liebman, "Interplay of thermochemistry and Structural chemistry, the journal (volume 23, 2012, issues 1-3) and the discipline", *Struct. chem.*, vol. 23, no. 6, pp. 2019-2037, 2012.

## PUBLISHED SCIENTIFIC CONFERENCE CONTRIBUTION (INVITED LECTURE)

- Zoran Mazej, Boris Žemva, Yoshimi Ohzawa, Tsuyoshi Nakajima, "Surface modifications of carbon materials by  $\text{NF}_3$  and  $\text{ClF}_3$ ", In: *AIT Green energy research 2012: commemorative symposium of the 100th anniversary of Nagoya Denki education foundation*, The 2nd AIT International Symposium on Green Energy Research, December 7-8, 2012, Toyota, Japan, Toyota, Aichi Institute of Technology, 2012, pp. FRI-3-1-FRI-8.

## PUBLISHED SCIENTIFIC CONFERENCE CONTRIBUTION

- Marko Gerbec, "Case study: Do activities and outcomes of the process safety observations match?", In: *Advances in safety, reliability and risk management: proceedings of the European Safety and Reliability Conference 2011, ESREL 2011, 18-22 September 2011, Troyers, France*, Christophe Bérenguer, ed., Antoine Grall, ed., C. Guedes Soares, ed., London, Traylor & Francis, 2012, pp. 10-18.
- Marko Gerbec, "Toward universal process safety management attributes/categories for activities and outcomes observations", In: *PSAM11 & ESREL 2012, 11th International Probabilistic Safety Assessment and Management Conference & The Annual European Safety and Reliability Conference, PSAM11 & ESREL 2012, Helsinki, Finland, 25-29 June 2012*, [S. l., s. n.], 2012, 10 pp.
- Matic Lozinšek, Evgeny A. Goreschnik, Boris Žemva, "Strukturno bogat sistem fluoridooksidovanadatov(V)", In: *Slovenski kemijski dnevi 2012*,

- Portorož, 12.-14. september 2012, Zdravko Kravanja, ed., Darinka Brodnjak-Vončina, ed., Miloš Bogataj, ed., Maribor, FKKT, 2012, 6 pp.
- Matic Lozinšek, Kristian Radan, Evgeny A. Goreschnik, Boris Žemva, "New series of compounds with fluoridooxidovanadate(V) anions", In: *Abstracts*, The 8th Japanese-French joint Seminar on Fluorine Chemistry, July 19-21, 2012, Kyoto, Japan, [S. l.], Japan Society for the Promotion of Science, 2012, pp. 91-94.
  - V. V. Malyshev, D. B. Shahnin, N. N. Uskova, A. I. Gab, Melita Tramšek, Gašper Tavčar, "Jelektroosazhdenie sploshnyh osadkov volframa iz ionnyh rasplavov", In: *Konstrukcionnye i funkcional'nye materialy v sovremennoj tehnike, metody ih poluchenija, Materialy dlja mikro i nanoelektroniki: sovremennye metody i tehnologii sozdaniya i obrabotki materialov: sbornik materialov*, VII. Mezhdunarodnaja Nauchno-Tehnicheskaja Konferencija, 19-21 sentjabrja 2012 g. Minsk, Minsk, FTI NAN Belarusi, 2012, zv. 1, pp. 170-177.
  - Aleš Mrzel, Adolf Jesih, Andrej Kovič, Srečo D. Škapin, Maja Remškar, Damjan Vengust, "Molybdenum based nanowires and nanotubes by a two-step molybdenum/chalcogenide/halide approach", In: *Proceedings of the ICNS4*, 4th International Conference on Nanostructures, ICNS4, 12-14 March 2012, Kish Island, Iran, Alireza Zaker Moshfegh, ed., Teheran, Sharif University of Technology, 2012, pp. 477-479.
  - Yoshimi Ohzawa, Yoko Hata, Tsuyoshi Nakajima, Alexander M. Panich, Alexander I. Shames, Zoran Mazej, Boris Žemva, Henri Groult, "Pyrocarbon-coating of anode materials for Li-ion battery using pressure-pulsed CVD/CVI technique", In: *AIT Green energy research 2012: commemorative symposium of the 100th anniversary of Nagoya Denki education foundation*, The 2nd AIT International Symposium on Green Energy Research, December 7-8, 2012, Toyota, Japan, Toyota, Aichi Institute of Technology, 2012, pp. FRI-4-1-FRI-4-4.
  - Kristian Radan, Boris Žemva, "Solvent capabilities of liquid and supercritical xenon", In: *Zbornik*, 4. študentska konferenca Mednarodne podiplomske šole Jožefa Stefana = 4th Jožef Stefan International Postgraduate School Students Conference, 25. maj 2012, Ljubljana, Slovenija, Dejan Petelin, ed., Aleš Tavčar, ed., Boštjan Kaluža, ed., Ljubljana, Mednarodna podiplomska šola Jožefa Stefana, 2012, pp. 307-313.
  - Igor Shlyapnikov, Evgeny A. Goreschnik, Zoran Mazej, "Poly[perfluorotitanate(IV)] compounds of alkali metals, unexpectedly complicated species in the solid state", In: *Zbornik*, 4. študentska konferenca Mednarodne podiplomske šole Jožefa Stefana = 4th Jožef Stefan International Postgraduate School Students Conference, 25. maj 2012, Ljubljana, Slovenija, Dejan Petelin, ed., Aleš Tavčar, ed., Boštjan Kaluža, ed., Ljubljana, Mednarodna podiplomska šola Jožefa Stefana, 2012, pp. 84-89.
  - S. Suzuki, Zoran Mazej, Boris Žemva, Yoshimi Ohzawa, Tsuyoshi Nakajima, "Surface passivation of natural graphite electrode for lithium ion battery by fluorine and chlorine", In: *Abstracts*, The 8th Japanese-French joint Seminar on Fluorine Chemistry, July 19-21, 2012, Kyoto, Japan, [S. l.], Japan Society for the Promotion of Science, 2012, pp. 19-21.
  - Aleš Štefančič, Gašper Tavčar, Tomaž Skapin, "Nanostructured solid fluorides: the case of AlF<sub>3</sub>-based aerogels", In: *Abstracts*, The 8th Japanese-French joint Seminar on Fluorine Chemistry, July 19-21, 2012, Kyoto, Japan, [S. l.], Japan Society for the Promotion of Science, 2012, pp. 33-35.
  - Gašper Tavčar, Evgeny A. Goreschnik, "Coordination compounds of some group 15 fluorides", In: *Abstracts*, The 8th Japanese-French joint Seminar on Fluorine Chemistry, July 19-21, 2012, Kyoto, Japan, [S. l.], Japan Society for the Promotion of Science, 2012, pp. 85-86.
  - Gleb Veryasov, Dmitriy Morozov, Gašper Tavčar, "Vibrational spectra calculation of triphenylene: comparison of DFT and MP2 methods", In: *Zbornik*, 4. študentska konferenca Mednarodne podiplomske šole Jožefa Stefana = 4th Jožef Stefan International Postgraduate School Students Conference, 25. maj 2012, Ljubljana, Slovenija, Dejan Petelin, ed., Aleš Tavčar, ed., Boštjan Kaluža, ed., Ljubljana, Mednarodna podiplomska šola Jožefa Stefana, 2012, pp. 90-97.
  - Gleb Veryasov, Tine Oblak, Aleš Mrzel, Adolf Jesih, "Sulphidization of molybdenum coordination compounds", In: *Slovenski kemijski dnevi 2012, Portorož, 12.-14. september 2012*, Zdravko Kravanja, ed., Darinka Brodnjak-Vončina, ed., Miloš Bogataj, ed., Maribor, FKKT, 2012, 6 pp.

## INDEPENDENT SCIENTIFIC COMPONENT PART OR A CHAPTER IN A MONOGRAPH

- Viktor Jejič, Tone Godeša, Tomaž Poje, Marko Gerbec, Davor Kontić, "On the attractiveness of using pure plant oil as fuel for vehicle propulsion", In: *Rethinking everyday mobility: results and lessons learned from the CIVITAS-ELAN project*, Franc Trček, ed., Drago Kos, ed., Ljubljana, Fakulteta za družbene vede, Založba FDV, = The Publishing House of the Faculty of Social Sciences, CIVITAS ELAN, 2012, pp. 279-303.
- Maja Ponikvar-Svet, Joel F. Liebman, "Aspects of the chemistry of species with carbon-polonium bonds", In: *The chemistry of organic selenium and tellurium compounds. Volume 3*, (PATAI's chemistry of functional groups), Zvi Rappoport, ed., Chichester, Wiley, 2012, pp. 1359-1370.

## PATENT APPLICATION

- Adolf Jesih, Andrej Kovič, Aleš Mrzel, *Method for a synthesis of quasi-one-dimensional structures of 4d and 5d (Nb, Mo Ta, W) transition metals*, WO2012177224 (A3), World Intellectual Property Organization, 27.12.2012.
- Andrej Kovič, Adolf Jesih, Aleš Mrzel, The procedure for the synthesis of 4d and 5d (Nb, Mo Ta, W) nitrites of transition metals in the form of quasi-one-dimensional structures, P-20120057, Urad RS za intelektualno lastnino, 22.2.2012.

## PATENT

- Adolf Jesih, Andrej Kovič, Aleš Mrzel, *Method for a synthesis of quasi-one-dimensional structures of 4d and 5d (Nb, Mo Ta, W) transition metals*, SI23768 (A), Urad RS za intelektualno lastnino, 31.12.2012.

## MENTORING

- Andrii Vakulka, *Investigation of heterogeneous reactions of trifluoromethane with some metal oxides, hydroxides and carbonates*: doctoral dissertation, Ljubljana, 2012 (mentor Tomaž Skapin).

# DEPARTMENT OF PHYSICAL AND ORGANIC CHEMISTRY

# K-3

*The basic research of the department is focused on the experimental and theoretical study of various physico-chemical processes at surfaces and in atmospheric chemistry. The main attention in the field of organic chemistry is directed to the halogenated, in particular fluorinated, organic molecules.*

Experimental research in the field of electrochemistry continues for the materials that are important in industrial and biomedical applications. The corrosion protection of alloys used in these applications can be achieved by various treatments - from surface layers to functional modifications of the surface and corrosion inhibitors. Materials of interest are alloys based on iron, aluminium, copper, zinc and magnesium, as well alloys based on titanium and cobalt. Within the project Surfuncti financed by the European Research Area (ERA) we have investigated a novel alloy for biomedical applications, Ti-20Nb-10Zr-5Ta. Compared to commercial Ti-based alloys the novel alloy exhibits better mechanical properties, i.e., lower elastic modulus and higher hardness, being at the same time more corrosion protective under simulated physiological conditions. In terms of biocompatibility, the novel alloy performs similar to titanium. The project was performed in collaboration with the Institute of Physical Chemistry "Ilie Murgulescu" from Bucharest and the Faculty of Health Sciences University of Primorska. We have continued our studies on the biomedical alloy Nitinol, which exhibits two closely related and unique properties: shape memory and super-elasticity. The corrosion properties of this alloy are not satisfactory under certain conditions due to the high content of nickel, whose corrosion resistance is poor. While in our previous studies we have shown that the corrosion stability of Nitinol can be improved by the low-temperature oxidation in water and high-temperature oxidation in air, we have also tested other procedures like anodic oxidation and self-assembling. By anodic oxidation in acetic acid the  $\text{TiO}_2$  oxide layer is formed at the surface. This layer contains only a few percent of NiO, which is important since nickel is a known allergen and its content should be kept at a minimum. A promising method for the functional modification of the surface is the self-assembling procedure. In collaboration with the Faculty of Chemical Engineering and Technology from the University of Zagreb we have investigated the possibility of changing the interface structure and surface chemistry of the Nitinol surface using octadecylphosphonic acid. A self-assembled covalently bonded (monodentate type) film of octadecylphosphate is formed, which effectively protects the surface of Nitinol under simulated physiological conditions.

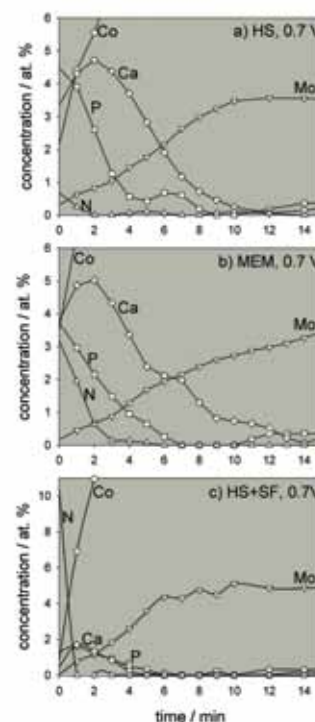
When investigating the materials to be used for biomedical applications it is desirable to mimic closely the conditions in vivo. Various simulated physiological conditions are normally used for in-vitro studies; however, these solutions cannot completely simulate in-vivo conditions. One of the most important differences is the presence of various biologically active organic species. In orthopaedic applications the natural environment of the metal implant is the synovial fluid in the joint. The effect of synovial fluid on the formation, composition and thickness of the layer formed at the surface of the CoCrMo alloy in various simulated physiological solutions was investigated in detail. The addition of synovial fluid significantly hinders the formation of the oxide layer and reduces the formation of the calcium phosphate layer.

The formation of various coatings on the surface of metals and alloys is another way of corrosion protection for technologically important materials like aluminium and its alloys. Due to their beneficial properties, aluminium and its alloys are used in numerous applications in civil engineering, the automotive and aerospace industries, food and the electronics industry. These materials exhibit low density, high tensile strength, excellent thermal and electrical conductivity and a high strength-to-weight ratio. Desirable mechanical properties can be achieved by alloying aluminium with other elements like copper, manganese or zinc. For many decades chromate coatings represented the most effective corrosion protection for aluminium alloys. Since their production implies the use of toxic compounds, the use of chromate coatings was banned or restricted in 2002 by European regulations (Restriction of Hazardous Substances (RoHS), Directive 2002/95/EC). In the past decade studies have been directed in searching for new alternatives for chromate coatings which would achieve comparable corrosion protection while being environmentally acceptable. In that context the development of sol-gel coatings is important. Sol-gel is a network of oxides formed by the condensation reactions of precursors in a liquid medium. In our laboratory we are devoted to the development of hybrid sol-gel coatings that enable the effective corrosion protection of aluminium and



Head:

**Prof. Ingrid Milošev**



*Figure 1: Sputter-depth profile of layers prepared by the anodic oxidation of CoCrMo alloy at 0.7 V in (a) Hanks simulated physiological solution, (b) minimum essential medium, and (c) Hanks simulated physiological solution containing 1 mL synovial fluid. The formation of calcium phosphate is reduced in the presence of synovial fluid. Sputter rate (a) 1.7 and (b,c) 2 nm/min relative to the  $\text{SiO}_2$  standard.*



its alloys (AA2024 and AA7075). The addition of various inhibitors or nano-particles enables the condition of self-healing properties, i.e., the activation of corrosion protection once the medium conditions, e.g., pH and temperature

**We have developed a new hybrid coating for the corrosion protection of metals in various corrosive media. This achievement was awarded as the third best innovation at the University of Ljubljana in 2012.**

are changed, or the damage at the surface occurs. Hybrid coatings developed in the laboratory were awarded as third best innovation of the University of Ljubljana in 2012. In the field of corrosion protection of aluminium we also collaborate with the Faculty of Technology and Metallurgy University of Belgrade. Vinyltriethoxysilane coatings were investigated using the method of X-ray photoelectron spectroscopy. We proved that the formation of Si–O–Si and Si–O–Al bonding is essential for achieving the good corrosion stability of these coatings. In searching for new alternatives for effective corrosion protection that is environmentally acceptable, we also investigate the use of carboxylic acids. Besides protection, the coatings formed offer other functional properties such as hydrophobicity.

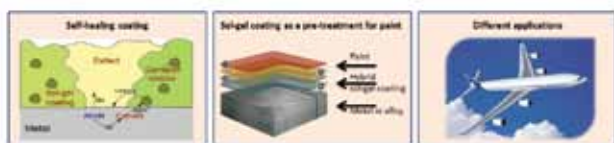


Figure 2: Schematic presentation of a hybrid coating containing a corrosion inhibitor. Such a coating exhibits a self-healing property, i.e., once the coating is damaged, the corrosion inhibitor is activated and heals the coating. Coatings deposited at the metal surface can be painted for additional protection. These coatings are suitable for materials used in the automotive and aerospace industries.

important for transition metals with an open d-band, where the inhibitor molecules can strongly chemisorb parallel to the surface with a pronounced  $\pi$ -d hybridization, while on transition metals with a fully occupied d-band and on sp-metals the bonding is considerably weaker and inhibitor molecules tend to chemisorb perpendicularly with unsaturated heteroatom(s) with their  $\sigma$ -molecular orbitals involved in the molecule-surface bonds.

**By means of first-principle density-functional-theory-based computer simulations we have ascertained many details about the interaction of azole corrosion inhibitor molecules with the surfaces of various types of metals, which is now much better understood at the atomic level.**

are frequently used in this context and are based on the so-called HSAB (hard and soft acids and bases) concept. A theoretical formalization of the HSAB concept has been derived for molecular systems, yet in the context of corrosion inhibitors one deals with surfaces that are extended systems. This leads to some ambiguities, which are the source of the above-mentioned inconsistencies. We have shown how these HSAB-based electronic parameters can be consistently applied in the case molecular-surface systems.

With respect to the long-term goal of developing more predictive models for screening new corrosion inhibitors with potentially superior corrosion inhibition characteristics, we were able – on the basis of the ascertained atomic scale details of the inhibitor-surface interactions – to pinpoint some inconsistencies in the usual application of a few electronic parameters that

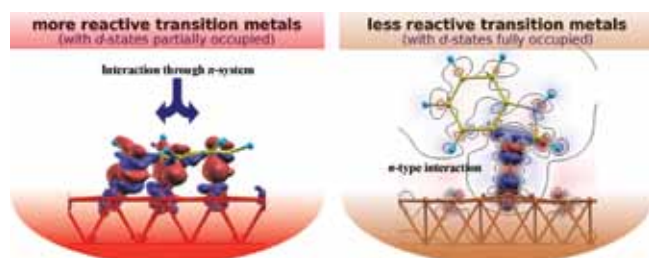


Figure 3: Electron deformation density of two types of interaction of benzimidazole molecule with metal surfaces. On transition metals with an open d-band the molecule can strongly chemisorb parallel to the surface with a pronounced  $\pi$ -d hybridization (left), whereas on transition metals with a fully occupied d-band and on sp-metals the molecule weakly chemisorbs with unsaturated heteroatom through  $\delta$ -molecular orbitals (right).

**We showed that the  $\text{CH}_3\text{SO} + \text{NO}_2$  reaction can be a source of atmospheric nitrous acid (HONO) emission, that contributes to the production of the hydroxyl radical (OH) leading to a photochemical smog in polluted regions.**

Our theoretical investigations of atmospherically relevant radical reactions were based on quantum chemical methods and were continued the examinations of the mechanism of the reaction of the sulphur-containing radicals with  $\text{NO}_x$ . The methyl sulfinyl radical  $\text{CH}_3\text{SO}$  has been postulated as one of the key and highly reactive intermediates in the atmospheric oxidation of dimethyl sulphide  $\text{CH}_3\text{SCH}_3$  (DMS), which is the largest natural source of reactive sulphur in the troposphere. The mechanism for the  $\text{CH}_3\text{SO} + \text{NO}_2$  singlet radical-radical reaction can be summarized as an initial association of radicals, followed by isomerization and/or the dissociation of intermediates. The direct hydrogen abstraction mechanism is less likely. The results suggest that the  $\text{CH}_3\text{SO} + \text{NO}_2$  reaction is dominated by  $\text{CH}_3\text{S}(\text{O})\text{ONO}$  intermediate formation, followed by a dissociation to the  $\text{CH}_3\text{SO}_2 + \text{NO}$  products. The  $\text{CH}_3\text{SO}_2$  dissociation to  $\text{CH}_3 + \text{SO}_2$  is very likely; however, the final products are  $\text{CH}_3 + \text{SO}_2 + \text{NO}$ . The calculation also indicates that the products  $\text{CH}_2\text{SO}_2 + \text{HONO}$  and the formation of  $\text{CH}_3\text{S}(\text{O})\text{NO}_2$  are plausible, but their formations would be minor reaction channels.

In the framework of Laboratory for organic and bioorganic chemistry we continued the investigation of the application of the principles of green



chemistry to the transformations of organic compounds. We studied the reactions of the oxidative halogenation of organic compounds in multi-functional ionic liquids and discovered that ionic liquids bearing a nitrate anion represent in the presence of hydrogen bromide or hydrogen chloride an efficient media and reagent for oxidative bromination or chlorination of aromatic molecules. The combination of ethylammonium nitrate (EAN) or propylammonium nitrate (PAN) with aqueous HBr or HCl was used for the efficient and selective halogenation of activated or partly deactivated aromatic molecules. An ionic liquid could be regenerated and efficiently reused at least five times. Ionic liquids from the group of metly-butyl-imidazolium salts (BMIM) bearing sulfonic group on the cationic part of the molecule and nitrate anion [BMIM(SO<sub>3</sub>H)][NO<sub>3</sub>], in the presence of HBr or HCl also exhibited efficient and selective reactivity for the halogenation of aromatic compounds. The methodology was considerably improved by the preparation of ionic liquids bearing both nitrate and halogenide anions [BMIM(SO<sub>3</sub>H)][(NO<sub>3</sub>)<sub>x</sub>(X)<sub>y</sub>] and an x:y ratio equal to 1 was established as the best choice. We further studied the halogenation of aromatic molecules and aryl-alkyl ketones with N-halosuccinimides (NXS) in ionic liquids and established that the acidic functionality in the cationic backbone of ionic liquid considerably accelerates the halogenation process. A variety of aromatic compounds and aryl-alkyl ketones were thus halogenated with a combination of [BMIM(SO<sub>3</sub>H)][OTf] and NXS (X = Br, Cl, I) and the ionic liquid could be regenerated and reused at least ten times. We studied the chemistry of polyvalent iodine(I) compounds and developed a new method for their preparation using molecular iodine, hydrogen peroxide as the oxidant and HCl as the activator of the process. These compounds were isolated as tetraalkyl or pyridinium salts, which were further used as an iodinating reagent for organic compounds. This method represents an original, new approach where iodo(I) species play the role of the source of the iodine atoms. The presence of hydrogen chloride is essential, but only in the presence of catalytic amounts, which makes this method very attractive.

We discovered and developed the new synthetic method for the transformation of ketones and aldehydes into dihydroperoxides, important precursors in the synthesis of bioactive peroxides. The advantage of this method is that no catalyst was needed for the efficient process using 30% aqueous hydrogen peroxide as the oxidant.

In the framework of the Centre of Excellence CIPKeBiP and the collaboration of the high-tech company ACIS BIO we have collaborated in the directed synthesis of potential bioactive compounds from the family of pantetic acid and derivatives of malonic acid as precursors in polyketide biosynthesis. We have collaborated with the company Semenarna on the synthesis of gamethocidic active compounds used in processes for the production of plant hybrids.

## Some outstanding publications in the past year

1. Milošev, I.: The effect of biomolecules on the behaviour on CoCrMo alloy in various simulated physiological solutions, *Electrochim. Acta*, 2012, 78, pp. 259–273
2. Milošev, I., Jovanović, Ž., Bajat, J.R., Jančić-Heinemann, R., Mišković-Stanković, V. B.: Surface analysis and electrochemical behaviour of aluminium pretreated by vinyltriethoxysilane films in mild NaCl solution, *J. Electrochem. Soc.*, 2012, 159, pp. C303–C311
3. Kovačević, N., Kokalj, A.: Chemistry of the interaction between azole type corrosion inhibitor molecules and metal surfaces, *Mater. Chem. Phys.*, 2012, 137, pp. 331–339
4. Lesar, A.: Product channels in the reaction of the CH<sub>3</sub>SO radical with NO<sub>2</sub>: DFT and ab initio studies, *Int. J. Quantum Chem.*, 2012, 112, pp. 1904–1912
5. Bedrač, L., Iskra, J.: Dihaloiodates(I): synthesis with hydrogen peroxide and their halogenating activity, *Tetrahedron Lett.*, 2012, 53, pp. 5555–5558

## Awards and appointments

1. Anton Kokalj: Pregl Awards for Exceptional Achievements for Important Scientific Contribution in the Field of Chemistry and Associated Science, Ljubljana Slovenia, 2012
2. Peter Rodič, Ingrid Milošev, Jernej Iskra, Barbara Kapun: Rector's Award for the third best innovation of University in Ljubljana, for the year 2012

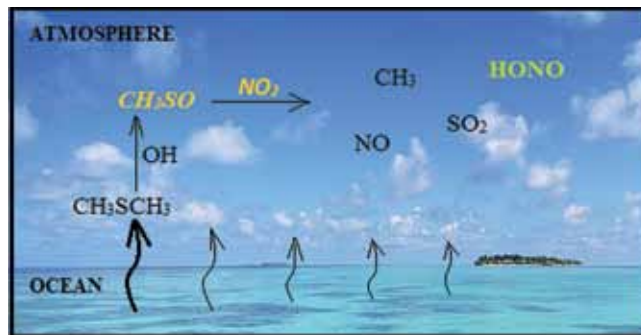


Figure 4: A schematic view: Dimethyl sulphide, CH<sub>3</sub>SCH<sub>3</sub>, as a source of atmospheric nitric acid, HONO.

**We discovered and developed a new method for the oxidative halogenation of organic compounds using interhalogen iodine(I) compounds.**



Figure 5: Oxidative halogenation of organic compounds using interhalogen iodine(I) compounds.

## INTERNATIONAL PROJETSCS

1. Testing CIs for metals in different media, with emphasis on acidic media and methane sulfonic acid (MSA)  
BASF SE  
Dr. Matjaž Finšgar
2. Reactions of S-containing radicals with amines and NO<sub>x</sub>: A theoretical study  
Slovenian Research Agency  
Dr. Antonija Lesar
3. Atomistic computer simulations of N<sub>2</sub>O dissociation on Rh(100) and Rh(110) surfaces and the role of coadsorbed oxygen  
Slovenian Research Agency  
Dr. Anton Kokalj
4. Transformations of organic compounds under green reaction conditions  
Slovenian Research Agency  
Prof. Stojan Stavber
5. Improvement of functionality of biomedical and engineering materials  
Slovenian Research Agency  
Prof. Ingrid Milošev

## RESEARCH PROGRAMS

1. Multiphase nanoarchitectures: development, physical-chemical characterization and simulation of processes  
Prof. Ingrid Milošev
2. Bioanorganic and bioorganic chemistry  
Prof. Stojan Stavber

## R & D GRANTS AND CONTRACTS

1. Role of molecular structure of inhibitors and their selfassembling in corrosion protection of metal surfaces  
Dr. Anton Kokalj
2. The effect of bio-environment on the stability of biomedical metallic materials  
Prof. Ingrid Milošev
3. Modifications of surface of metallic biomaterials and their interaction with bio-environment  
Prof. Ingrid Milošev
4. Use of green energy sources: New functional nanomaterials on the base of polyoxometalates and TiO<sub>2</sub> nanostructures for production of hydrogen by catalytic oxidation of water – NANOLEAF  
Asst. Prof. Jernej Iskra
5. SURFUNCTI: Controlled surface structuring and surface functionalisation of advanced biomedical titanium alloys for orthopaedic implants  
Prof. Ingrid Milošev

## NEW CONTRACTS

1. Alternative synthesis of pharmaceutical compounds  
Krka, d. d., Novo mesto  
Asst. Prof. Jernej Iskra
2. Consulting on the area of organic chemistry stressing the synthesis of organic compounds  
ACIES BIO, d. o. o.  
Prof. Stojan Stavber
3. Ecology laboratory with mobile unit  
Ministry of Defence  
Asst. Prof. Jernej Iskra

## VISITORS FROM ABROAD

1. Dr. Stefano Fabris, IOM-CNR DEMOCRITOS and Scuola Internazionale Superiore di Studi Avanzati (SISSA), Trieste, Italy, 7. 2. 2012
2. Dr. Robert Vianello, Ruder Bošković Institute, Zagreb, Croatia, 29. 2. 2012
3. Ianina Santana, INTEMA, Division of Electrochemistry and Corrosion, Universidad Nacional de Mar del Plata, Argentina, 16. 9–16. 10. 2012
4. Prof. Cristiano Zonta, University of Padova, Italy, 23.–24. 10. 2012

## STAFF

### Researchers

1. Asst. Prof. Jernej Iskra
2. Dr. Anton Kokalj
3. Dr. Antonija Lesar
4. **Prof. Ingrid Milošev, Head**
5. Prof. Stojan Stavber

### Postdoctoral associates

6. Dr. Matjaž Finšgar, left 01.07.12
7. Dr. Sebastijan Peljhan, left 01.06.12

### Postgraduates

8. Leon Bedrač, B. Sc.

9. Simona Jerenec, B. Sc.
10. Nataša Kovačević, B. Sc.
11. Jerca Pahor, B. Sc.
12. Rok Prebil, B. Sc.
13. Peter Rodič, B. Sc.
14. Katarina Starkl, B. Sc.
15. Dejan Vražič, B. Sc.
16. Gregor Žerjav, B. Sc.
17. Barbara Kapun, B. Sc.

### Technical officers

## BIBLIOGRAPHY

### ORIGINAL SCIENTIFIC ARTICLE

1. Leon Bedrač, Jernej Iskra, "Dihaliodates(I): synthesis with hydrogen peroxide and their halogenating activity", *Tetrahedron Lett.*, vol. 53, no. 41, pp. 5555-5558, 2012.
2. Anton Kokalj, "On the HSAB based estimate of charge transfer between adsorbates and metal surfaces", *Chem. Phys.*, vol. 393, issue 1, pp. 1-12, 2012.
3. Nataša Kovačević, Anton Kokalj, "Chemistry of the interaction between azole type corrosion inhibitor molecules and metal surfaces", *Mater. Chem. Phys.*, vol. 137, no. 1, pp. 331-339, 2012.
4. Nataša Kovačević, Boris Pihlar, Vid Simon Šelih, Ingrid Milošev, "The effect of pH value of a simulated physiological solution on the corrosion resistance of orthopaedic alloys", *Acta Chim. Slov.*, vol. 59, no. 1, pp. 144-155, 2012.
5. Antonija Lesar, "Product channels in the reaction of the CH<sub>3</sub>SO radical with NO<sub>2</sub>: DFT and ab initio studies", *Int. J. Quant. Chem.*, vol. 112, no. 8, pp. 1904-1912, 2012.
6. Tatsuo Matsushima, Anton Kokalj, Hideo Orita, Toshitaka Kubo, Masataka Sakurai, Takahiro Kondo, Junji Nakamura, "N<sub>2</sub> emission-channel change in NO reduction over stepped Pd(211) by angle-resolved desorption", *Surf. Sci.*, vol. 606, no. 13/14, pp. 1029-1036, 2012.
7. Mirjana Metikoš-Huković, Jozefina Katić, Ingrid Milošev, "Kinetics of passivity of NiTi in an acidic solution and the spectroscopic characterization of passive films", *J. Solid State Electrochem.*, vol. 16, no. 7, pp. 2503-2513, 2012.
8. Ingrid Milošev, "The effect of biomolecules on the behaviour of CoCrMo alloy in various simulated physiological solutions", *Electrochim. Acta*, vol. 78, pp. 259-273, 2012.

9. Ingrid Milošev, Ž. Jovanović, Jelena B. Bajat, R. M. Jančić-Heinemann, Vesna B. Mišković-Stanković, "Surface analysis and electrochemical behavior of aluminum pretreated by vinyltriethoxysilane films in mild NaCl solution", *J. Electrochem. Soc.*, vol. 159, no. 7, pp. C303-C311, 2012.
10. Ingrid Milošev, Barbara Kapun, "The corrosion resistance of Nitinol alloy in simulated physiological solutions. Part 1, The effect of surface preparation", *Mater. sci. eng., C, Biomim. mater., sens. syst.*, vol. 32, no. 5, pp. 1087-1096, 2012.
11. Ingrid Milošev, Barbara Kapun, "The corrosion resistance of Nitinol alloy in simulated physiological solutions. Part 2, The effect of surface treatment", *Mater. sci. eng., C, Biomim. mater., sens. syst.*, vol. 32, no. 5, pp. 1068-1077, 2012.
12. Ingrid Milošev, Simon Kovač, Rihard Trebše, Vesna Levašič, Venčeslav Pišot, "Comparison of ten-year survivorship of hip prostheses with use of conventional polyethylene, metal-on-metal, or ceramic-on-ceramic bearings", *J. bone jt. surg., Am. vol.*, vol. 94, no. 19, pp. 1756-1763, 2012.
13. Ingrid Milošev, Mirjana Metikoš-Huković, Željka Petrović, "Influence of preparation methods on the properties of self-assembled films of octadecylphosphonate on Nitinol: XPS and EIS studies", *Mater. sci. eng., C, Biomim. mater., sens. syst.*, vol. 32, no. 8, pp. 2604-2616, 2012.
14. R. Morrell, Robert Danzer, Ingrid Milošev, Rihard Trebše, "An assessment of in vivo failures of alumina ceramic total hip joint replacements", *J. Eur. Ceram. Soc.*, vol. 32, no. 32, pp. 3073-3084, 2012.
15. Chandramanthy Surendran Praveen, Anton Kokalj, M. Rerat, Matjaž Valant, "Response properties of AgCl and AgBr under an external static electric field: a density functional study", *Solid state sci.*, vol. 14, no. 10, pp. 1412-1418, 2012.
16. Zoi Salta, Agnie Mylona Kosmas, Antonija Lesar, "Computational investigation of the peroxy radicals CH<sub>3</sub>S(O)nOO and the peroxy nitrates CH<sub>3</sub>S(O)nOONO<sub>2</sub> (n = 0, 1, 2)", *Computational and theoretical chemistry*, vol. 1001, pp. 67-76, 2012.
17. Primož Titan, Vladimir Meglič, Jernej Iskra, "Combining ability and heterosis effect in hexaploid wheat group", *Genetika (Beogr.)*, (Acta biologica Iugoslavica), vol. 44, no. 3, pp. 595-609, 2012.

## PUBLISHED SCIENTIFIC CONFERENCE CONTRIBUTION

1. Leon Bedrač, Jernej Iskra, "Dihalojodati(I): z vodikovim peroksidom in njihova raktivnost: synthesis with hydrogen peroxide and their reactivity", In: *Slovenski kemijski dnevi 2012, Portorož, 12.-14. september 2012*, Zdravko Kravanja, ed., Darinka Brodnjak-Vončina, ed., Miloš Bogataj, ed., Maribor, FKKT, 2012, 11 pp.
2. Jerca Pahor, Gaj Stavber, Stojan Stavber, "Aerobno oksidativno jodiranje organskih spojin, katalizirano z dušikovo(V) kislino", In: *Slovenski kemijski dnevi 2012, Portorož, 12.-14. september 2012*,

Zdravko Kravanja, ed., Darinka Brodnjak-Vončina, ed., Miloš Bogataj, ed., Maribor, FKKT, 2012, 11 pp.

3. Kelly Peeters, Jernej Iskra, Tea Zuliani, Janez Ščančar, Radmila Milačič, "Synthesis of <sup>117</sup>Sn enriched tributyltin", In: *Slovenski kemijski dnevi 2012, Portorož, 12.-14. september 2012*, Zdravko Kravanja, ed., Darinka Brodnjak-Vončina, ed., Miloš Bogataj, ed., Maribor, FKKT, 2012, 11 pp.
4. Ajda Podgoršek, Jernej Iskra, Stojan Stavber, Margarida F. Costa Gomes, Aglio A. H. Pádua, "Kemija v alternativnem reakcijskem mediju: vpliv strukturnih in energijskih aspektov solvatacije: effect of structural and energetic aspects of solvation", In: *Slovenski kemijski dnevi 2012, Portorož, 12.-14. september 2012*, Zdravko Kravanja, ed., Darinka Brodnjak-Vončina, ed., Miloš Bogataj, ed., Maribor, FKKT, 2012, 11 pp.
5. Primož Titan, Jernej Iskra, Vladimir Meglič, "Development of superior varieties of wheat (*Triticum aestivum* L.) with chemical hybridizing agent base on oxalic acid", In: *Zbornik 5. mednarodne konference o prenosu tehnologij - 5ITTC*, Špela Stres, ed., Robert Blatnik, ed., Marijeta Trobec, ed., Ljubljana, Institut Jožef Stefan, 2012, pp. 72-73.

## INDEPENDENT SCIENTIFIC COMPONENT PART OR A CHAPTER IN A MONOGRAPH

1. Jernej Iskra, "Green methods in halogenation of heterocycles", In: *Halogenated heterocycles: synthesis, application and environment*, (Topics in heterocyclic chemistry, 27), Alicia Decker, Jernej Iskra, ed., Heidelberg [etc.], Springer, 2012, pp. 269-308.
2. Ingrid Milošev, "CoCrMo alloy for biomedical applications", In: *Biomedical applications*, (Modern aspects of electrochemistry, 55), Stojan S. Djokić, ed., New York [etc.], Springer, cop. 2012, pp. 1-72.

## PATENT APPLICATION

1. Primož Titan, Jernej Iskra, Vladimir Meglič, *Chemical hybridization of hermaphrodite plant species with easily soluble derivatives of oxanilic acid*, P-201200130, Urad RS za intelektualno lastnino, 24.4.2012.

## MENTORING

1. Simon Kovač, *The effect of various bearings of total hip prostheses (metal-on-polyethylene and metal-on-metal) on the mid-term results of clinical and radiological analysis: doctoral dissertation*, Ljubljana, 2012 (mentor Vinko Pavlovčič; co-mentor Ingrid Milošev).
2. Sebastijan Peljhan, *Simulations of corrosion inhibition mechanisms of benzotriazole as copper corrosion inhibitor in chloride media: doctoral dissertation*, Ljubljana, 2012 (mentor Anton Kokalj).



# ELECTRONIC CERAMICS DEPARTMENT

# K-5

*The Electronic Ceramics Department is active in the research of the synthesis, properties and applications of materials for electronics and energetics, mainly complex multifunctional materials and structures. The materials of interest include ceramic piezoelectrics, ferroelectrics, relaxors, multiferroics and conductive oxides. The emphasis is on the development of properties by synthesis and structure on the nano-, micro- and macro-levels. The group also works on the principles of basic technologies of ceramic pressure sensors, ceramic micro-electromechanical systems (MEMS) and flexible electronics.*

Within the research on environment-friendly lead-free piezoelectric ceramics based on alkaline niobates we studied the influence of the different  $\text{Nb}_2\text{O}_5$  polymorphs, i. e., the orthorhombic and monoclinic  $\text{Nb}_2\text{O}_5$  modifications, on the solid-state synthesis of the  $\text{K}_{0.5}\text{Na}_{0.5}\text{NbO}_3$  (KNN) solid solution. Two batches of KNN were prepared from the respective  $\text{Nb}_2\text{O}_5$  polymorphs, both of which were pre-milled and subsequently mixed with the alkali carbonates. X-ray diffraction and transmission electron microscopy analyses showed that the as-milled monoclinic  $\text{Nb}_2\text{O}_5$  consisted of large monoclinic particles together with orthorhombic nanocrystals. The mixed-phase  $\text{Nb}_2\text{O}_5$  reacted with the carbonates to form the  $\text{K}_x\text{Na}_{1-x}\text{NbO}_3$  solid solutions with varying K/Na molar ratios. In contrast, the crystal structure of the orthorhombic  $\text{Nb}_2\text{O}_5$  was not modified by the milling process. It reacted with the carbonates to form a homogeneous solid solution. The study confirmed a significant influence of the  $\text{Nb}_2\text{O}_5$  crystal structure on the homogeneity of the KNN and, consequently, on its densification.

We developed a simple and efficient “top-down” approach for the preparation of  $\text{NaNbO}_3$  nanopowders. We prepared the submicron-sized  $\text{NaNbO}_3$  powder by solid-state synthesis, and subsequently milled it in an agitator bead mill. The milling process was optimized to yield nanoparticles with an average size of ~25 nm, which is comparable to the particle sizes obtained by solution-based chemical routes or mechanochemical synthesis. The nanopowder exhibited a better compaction behaviour, resulting in powder compacts with an about six times lower average pore radius and a narrower pore size distribution, in comparison with the submicron-sized powder. The powder will be further used for studying the sintering behaviour of  $\text{NaNbO}_3$ .

In collaboration with the Institute of Physics of Academy of Sciences of the Czech Republic from Prague, we evaluated for the first time the lattice dynamics of  $\text{KTaO}_3$  ceramics. Using infrared spectroscopy analysis, we identified three polar modes characteristic for perovskites with the cubic structure. The lowest-frequency TO1 mode (soft mode) strongly softens on cooling. The dielectric permittivity, measured in the kHz and GHz frequency range, is mainly attributed to the intrinsic polar lattice modes' contribution. Unlike in other ferroelectric or incipient ferroelectric perovskite ceramics, the soft-mode frequency agrees with the values measured in  $\text{KTaO}_3$  single crystals, suggesting a negligible influence of the grain boundaries on the dielectric response of the  $\text{KTaO}_3$  ceramics.

Within the activities on lead-based piezoelectric ceramics, we focused on the solid-state synthesis and characterization of the  $\text{Pb}(\text{Zr},\text{Ti})\text{O}_3$  (PZT) and tetragonal stabilized zirconia (TZ) composites. A possible way to toughen the originally brittle PZT ceramics is by introducing zirconia particles. Within the EU 7FP project HIPERact and in collaboration with the Technische Universität Darmstadt, we found that the addition of TZ leads to transformation toughening and reduces the ferroelastic toughening of the PZT ceramics. In order to separate the two toughening mechanisms, we studied the cubic lanthanum-modified PZT (PLZT) with and without TZ additions. A rising R-curve behaviour, which was experimentally observed in the PLZT-TZ composites, suggested phase-transformation toughening. This confirmed that the TZ addition indeed leads to a partial phase



Head:  
**Prof. Marija Kosec**

**Prof. Marija Kosec, the long-term Head of the Electronic Ceramics Department, died on 23 December 2012. Prof. Kosec was the Ambassador of Science of the Republic of Slovenia (2003), winner of the Zois award for outstanding scientific and development achievements in the field of ceramic materials (2006) and the Puh recognition award for development achievements (2009). She was also one of the rare European female scientists who received a distinguished award “Ferroelectrics Recognition Award, IEEE Ultrasonics, Ferroelectrics and Frequency Control Society” for her exceptional contribution to the science and processing technology of ferroelectric powders, bulk ceramics, thin and thick films.**

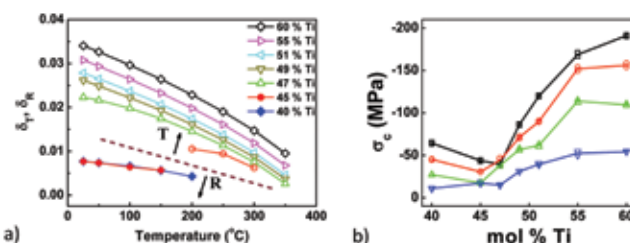


Figure 1: (a) Tetragonal (open symbols) and rhombohedral (filled symbols) spontaneous lattice distortions and (b) coercive stress of soft PZT, measured at the Technische Universität Darmstadt, as a function of composition and temperature.

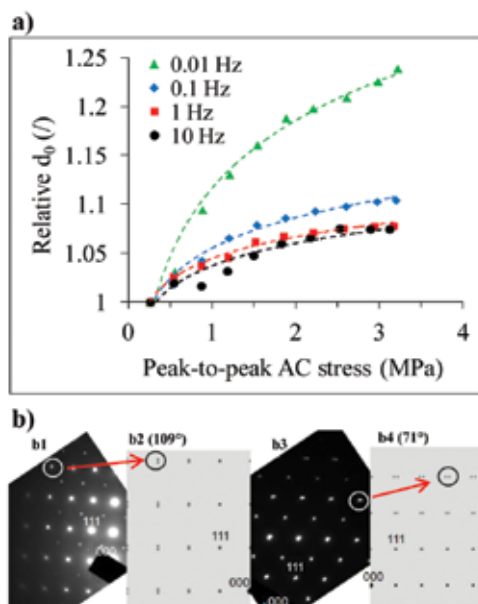


Figure 2: (a) Relative piezoelectric coefficient  $d_{33}$  of  $\text{BiFeO}_3$  ceramics as a function of amplitude and frequency of stress, measured at Ecole Polytechnique Federale de Lausanne, Switzerland. The increase in the  $d_{33}$  with the stress amplitude suggests a contribution from  $71^\circ$  and  $109^\circ$  domain walls. (b) Identification of  $71^\circ$  and  $109^\circ$  domains in  $\text{BiFeO}_3$  ceramics by means of selected area electron diffraction. Figures b1 and b3 show the experimental diffraction patterns with typical spot splitting, which are in agreement with the simulated patterns for b2)  $109^\circ$  and b4)  $71^\circ$  domains.

transformation toughening of PZT. In addition to the studies on composites, we performed an X-ray diffraction analysis combined with the Rietveld refinement method to analyse the phase composition of PZT with different Zr/Ti molar ratios and as a function of temperature. The Rietveld refinement method was used to determine the unit-cell parameters and the corresponding tetragonal and rhombohedral lattice distortions. The obtained lattice distortions were compared with the measured stress-strain curves of the PZT samples. The compositions rich in Ti showed an increased ferroelastic coercive stress, which we attribute to the larger tetragonal distortion (Figure 1).

Within the 7FP EU project CERAMPOL and in collaboration with the research partner HIPOT-RR we studied the integration of PZT-based piezoelectric actuators in waste-water cleaning systems.

We continued our studies on the piezoelectric properties of multiferroic  $\text{BiFeO}_3$ . In collaboration with the Ecole Polytechnique Federale de Lausanne, Switzerland, we studied systematically the dependence of the piezoelectric  $d_{33}$  coefficient on the frequency and amplitude of the applied stress field. The response of the ferrite is strongly nonlinear, which means that the  $d_{33}$  depends upon the stress amplitude (Figure 2a). The nonlinearity suggests an irreversible, non- $180^\circ$ , domain-wall contribution to the piezoelectric response. This relative contribution is comparable to the contribution measured in PZT, which gives  $\text{BiFeO}_3$  and  $\text{BiFeO}_3$ -based compositions a great potential for piezoelectric applications. Using transmission electron microscopy we also performed a study of the domain structure of the ferrite. In addition to the defects, a characteristic of octahedrally tilted structures, i.e., the antiphase boundaries, we also identified the  $71^\circ$  and  $109^\circ$  domain walls by means of selected-area electron diffraction (Figure 2b).

In the frame of the research on lead-free ferroelectric and relaxor thin films prepared via solution synthesis, we collaborated with the University of Nova Gorica and the Faculty of Mathematics and Physics, University of Ljubljana. We investigated the local ordering of niobium and tantalum in the  $\text{KTa}_{0.6}\text{Nb}_{0.4}\text{O}_3$  sols after different reflux times, ranging from 1 to 48 hours. In fact, within an earlier study, we found that the reflux strongly influenced the crystallization of the perovskite phase during the annealing of the films. By varying the reflux time, the Ta environment did not change; however, in the case of Nb, a stable state was achieved after only 24 hours of reflux.

The aim of the transparent electronics is to create transparent or translucent elements, e.g., thin-film transistors. The active layers, composed typically of dielectric, conductive or semiconductive materials, are deposited onto glass or polymer substrates, which can be annealed only at relatively low temperatures. Using solution synthesis we prepared high-K dielectric thin films based on  $\text{Ta}_2\text{O}_5\text{-Al}_2\text{O}_3\text{-SiO}_2$  with the atomic ratio Ta: Al: Si = 8: 1: 1 on glass substrates. After annealing at  $300^\circ\text{C}$  and  $400^\circ\text{C}$ , the measured dielectric permittivity at 100 kHz was 18 and 22, respectively; in both cases, the dielectric loss factor  $\tan\delta$  was 0.03. The leakage current density was lower in the films prepared at  $300^\circ\text{C}$ . The  $\text{Ta}_2\text{O}_5\text{-Al}_2\text{O}_3\text{-SiO}_2$  films exhibited a lower leakage current density than the  $\text{Ta}_2\text{O}_5$  films, prepared at the same temperature, which means that they could be suitable for integration into semiconductor elements. Within the frame of p-type semiconductors we studied the solid-state synthesis of  $\text{CuAlO}_2$ . The inert atmosphere was found to be crucial for the preparation of phase-pure  $\text{CuAlO}_2$ . The research took place in the frame of the 7 FP EU project ORAMA.

We continued the research on the processing of PZT-based piezoelectric thick films using the electrophoretic deposition process (EPD) for high-frequency, ultrasound, transducer applications. We systematically studied the thickness and the microstructure of PZT thick films as a function of the properties of the suspension, the deposition and the sintering conditions. In collaboration with the University Francois-Rabelais from Tours, France, we integrated a homogeneous PZT thick film deposited on a curved substrate, with a thickness of  $30\ \mu\text{m}$ , a density of 85 % and a thickness-coupling factor of 50 %, into a real-time ultrasonic probe (Figure 3). The transducer operates at 40 MHz and enables *in vivo*, non-destructive high-resolution imaging of biological tissues for medical investigations and diagnostics.

We optimized the screen-printing conditions for the deposition of  $\text{K}_{0.5}\text{Na}_{0.5}\text{NbO}_3$  (KNN) thick films. The measurements of the piezoelectric properties of the resulting thick films revealed that the relative reduction of the piezoelectric  $d_{33}$  coefficient of KNN due to the substrate clamping is smaller in comparison with the reduction in lead-based perovskites, such as PZT. This gives the KNN thick films an advantage over the lead-based films.

the piezoelectric  $d_{33}$  coefficient of KNN due to the substrate clamping is smaller in comparison with the reduction in lead-based perovskites, such as PZT. This gives the KNN thick films an advantage over the lead-based films.

**Prof. Marija Kosec was the president of the 48<sup>th</sup> MIDEEM conference on microelectronics, elements and materials with the Workshop on Ceramic Microsystems, which was held on 19–21 September 2012 at Otočec, Slovenia. She managed to attract a large number of representatives from Slovenian industry and, thus, crucially contributed to the success of the conference.**



In collaboration with the Instituto de Ciencia de Materiales de Madrid, Spain, we studied the domain structure of  $\text{Pb}(\text{Mg}_{1/3}\text{Nb}_{2/3})\text{O}_3\text{-PbTiO}_3$  (PMN-PT) thick films by piezoresponse force microscopy. The thick films were prepared by the screen-printing method and subsequent firing. Complex, non-180°, domain configurations with strong variations in the characteristic length (from micro- to the nano-scale) were found. (Figure 4) In addition, the mobility of the domain walls under an electric field was demonstrated, which is the key to the relatively high electromechanical response of the PMN-PT films.

We studied the electrocaloric (EC) effect in PMN-PT ceramics and thick films. In addition to the large electrostrictive response, already reported in 0.65PMN-0.35PT/Pt self-standing thick films, the existence of a large EC effect of a similar magnitude as found in bulk ceramics was also experimentally confirmed in thick films.

Within the 7 FP EU project Microflex we studied the integration of piezoelectric elements on temperature-sensitive textile substrates. The active material was deposited either by screen-printing or ink-jet printing with subsequent curing by ultraviolet light or by heating at a maximum temperature of 150°C. We succeeded to develop the temperature and strain sensor on polycotton and inflammable polyamide (Figure 5).

We continued the investigations on LTCC (Low-Temperature Co-fired Ceramics) materials used for 3D structures for different electromechanical (MEMS - Micro Electro Mechanical Systems) and chemical microsystems. Within the collaboration with the Montanuniversität Leoben, Austria, the influence of the firing conditions on the microstructural and mechanical characteristics of Du Pont LTCC materials was investigated. After firing at 800°C the porosity of the LTCC was 7%, the modulus of elasticity was 100 GPa and the mechanical strength was 140 MPa. After firing at 875°C the porosity decreased to 1%, while the modulus of elasticity and the mechanical strength increased to 120 GPa and 300 MPa, respectively. At higher firing temperatures, up to 1000°C, the characteristics remained almost unchanged. This result suggests that the tested LTCC material can be fired within a wide temperature range, and it still preserves mechanical characteristics, suitable for the production of MEMS and micro-systems.

Within the programme JE PECS of the European Space Agency (ESA) and the project CERACON, which is about the production of LTCC micro-reactors and the necessary periphery for catalytic transformation of methanol and water into hydrogen for low-temperature fuel cells, we successfully designed and realised LTCC structures with large buried cavities (with a volume of 3 cm<sup>3</sup>).

Together with the research partner HIPOT-RR we further acquired new knowledge in the field of materials, design and construction of ceramic pressure sensors based on LTCC technology. The results enabled (i) a significant decrease of the temperature dependence of the sensors' characteristics, (ii) the production of ceramic pressure sensors with long-term stability and (iii) miniaturisation. As an example, we emphasize the developed ceramic pressure sensor for the 0–34 bars pressure range and with dimensions of 5.9 mm x 5.9 mm (together with contacts 7.2 mm) x 0.75 mm. The acquired "know-how" allowed the industrial partner HYB d.o.o to develop new pressure sensors based on the LTCC technology. Temperature-dependent thick film resistors (thermistors) were integrated on LTCC structures as well. This enabled the development of sensors that combine pressure- and temperature-sensing elements. A part of the investigations was undertaken within the EUREKA project, which ended successfully this year. With the research partner HIPOPT-RR and with the colleagues from the Technical University Brno, Czech Republic, we performed an extensive study of the influences of thick-film conductors on the noise indices of the thick-film resistors on alumina and LTCC substrates. The results indicated a lower noise for the resistor terminated with silver base conductors.

In cooperation with the company ETI d.d. Izlake we investigated materials based on steatite and cordierite. In the case of the steatite, we studied the influence of the type of the raw materials, the milling conditions and the sintering temperature on the microstructure and properties of the ceramics. We fabricated a new type of alkali-free dense steatite with a homogeneous microstructure, high specific resistivity, low dielectric constant and low

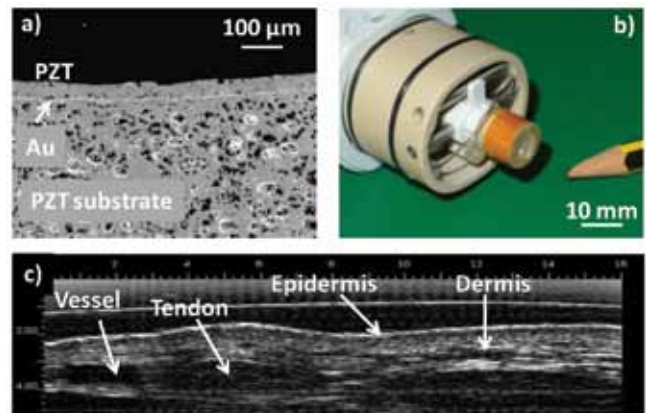


Figure 3:  $\text{Pb}(\text{Zr,Ti})\text{O}_3$  (PZT) thick film on a porous PZT substrate, b) photograph of the ultrasound transducer prototype, which was integrated into a probe (collaboration with the University Francois-Rabelais from Tours, France), c) image of the normal skin of a forearm taken at the University Francois-Rabelais.

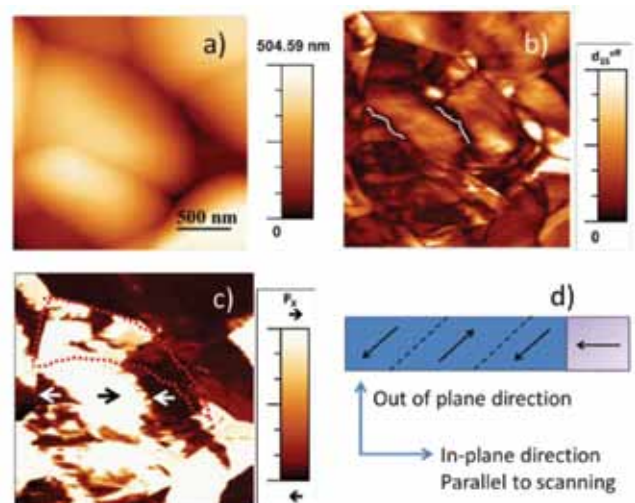


Figure 4: PFM images of the  $\text{Pb}(\text{Mg}_{1/3}\text{Nb}_{2/3})\text{O}_3\text{-PbTiO}_3$  (PMN-PT) thick-film surface; a) topography, b) in-plane amplitude image and c) in-plane phase image. d) Possible schematic representation of polarization, assuming the three domains inside the largest twin to be 180° for simplicity (in collaboration with Instituto de Ciencia de Materiales de Madrid, Spain).




Figure 5: Stretchable strain-gauge fabric with the controlling LED developed within the 7FP EU project Microflex. At 1.5% of expansion strain the resistivity increases from the kOhm to the MOhm range.

loss factor, planned as the base and housing of the fuses. We improved the reproducibility of the porous cordierite in the high-scale production through the control of the composition and morphology of raw materials, and the modification of the milling procedure. The resulting cordierite with a high thermal shock resistance and a high flexural strength was used for processing of the elements for insulation.

### Some outstanding publications in the past year

1. Uršič, H., Ricote, J., Amarin, H., Holc, J., Kosec, M., Alguero, M.: Ferroelectric domain configurations in  $0.65\text{Pb}(\text{Mg}_{1/3}\text{Nb}_{2/3})\text{O}_3-0.35\text{PbTiO}_3$  thick films determined by piezoresponse force microscopy. *J. Phys. D: Appl. Phys.* 45, 2012, 265402, p. 11
2. Kupec, A., Malič, B., Tellier, J., Tchernychova, E., Glinšek, S., Kosec, M.: Lead-free ferroelectric potassium sodium niobate thin films from solution: composition and structure. *J. Am. Ceram. Soc.* 95 [2], 2012, pp. 515-523
3. Kuščer, D., Levassort, F., Lethiecq, M., Abellard, A.-P., Kosec, M.: Lead-zirconate-titanate thick films by electrophoretic deposition for high-frequency ultrasound transducers. *J. Am. Ceram. Soc.*, 95 [3], 2012, pp. 892-900
4. Rojac, T., Bencan, A., Drazic, G., Kosec, M., Damjanovic, D.: Piezoelectric nonlinearity and frequency dispersion of the direct piezoelectric response of  $\text{BiFeO}_3$  ceramics. *J. Appl. Phys.*, 112, 2012, 064114

### Awards and appointments

1. Best Poster Paper Award at TCM 2012 for Raluca Camelia Frunza, Crete, Greece, 26. 11. 2012

### Patents granted

1. Luca Gregoratti, Marco Peloi, Marija Kosec, Danjela Kuščer, A material in the form of lithium fluoride powder containing colour centres, method for preparation and use thereof, IT1397095, Notarbartolo & Gervasi S.P.A., 28.12.2012.
2. Janez Holc, Kostja Makarovič, Darko Belavič, Marko Hrovat, Marija Kosec, Boris Jordan, The manufacturing process of voids in the ceramic multi layered structures, SI23761 (A), Urad RS za intelektualno lastnino, 31.12.2012.
3. Helena Razpotnik, Ivan Lavrač, Janez Holc, Danjela Kuščer, Marija Kosec, Procedure for fabrication of alumina porcelain with improved mechanical properties, SI23546 (A), Urad RS za intelektualno lastnino, 31.5.2012.

## INTERNATIONAL PROJECTS

1. 7 FP - HIPER-Act: Novel technology for high-performance piezoelectric actuators  
European Commission  
Prof. Marija Kosec, Asst. Prof. Andreja Benčan Golob
2. 7 FP - MICROFLEX: Micro fabrication production technology for MEMS on new emerging smart textiles/flexibles  
European Commission  
Prof. Marija Kosec, Dr. Janez Holc, Prof. Tomaž Kosmač
3. 7 FP - ORAMA: Oxide materials towards a matured post-silicon electronics era  
European Commission  
Prof. Marija Kosec, Asst. Prof. Barbara Malič
4. 7 FP - CERAMPOL: Ceramic and polymeric membrane for water purification of heavy metal and hazardous organic compound  
European Commission  
Asst. Prof. Danjela Kuščer Hrovatin, Dr. Tadej Rojac
5. 7 FP - PI: The Piezo Institute - European expertise centre for multifunctional and integrated piezoelectric devices  
European Commission  
Prof. Marija Kosec
6. CERACON: Integration and control of liquid fuel processor based on ceramic micro-systems  
ESA/ESTEC  
Asst. Prof. Marko Hrovat, Dr. Gregor Dolanc
7. COST MP0904, SIMUFER: Single- and multiphase ferroics and multiferroics with restricted geometries

- COST Office  
Prof. Barbara Malič
8. FERRO-PATCH: Frequency and polarisation agile microstrip patch antenna based on ferroelectric varactors  
ESA/ESTEC  
Prof. Barbara Malič
9. Studies of the processing influence on functional properties of ferroelectric materials for microwave applications  
Slovenian Research Agency  
Prof. Marija Kosec
10. Low temperature processing of functional oxide thin films  
Slovenian Research Agency  
Prof. Barbara Malič
11. Solution processing of thin films for transparent electronics (TRANS)  
Slovenian Research Agency  
Prof. Marija Kosec
12. Dielectric spectroscopy and tunability of low-temperature processed complex perovskites  
Slovenian Research Agency  
Prof. Marija Kosec

## RESEARCH PROGRAM

1. Electronic ceramics, nano-, 2D and 3D structures  
Prof. Marija Kosec

## R & D GRANTS AND CONTRACTS

1. Textured ceramic films for sensors and actuators  
Prof. Marija Kosec
2. Oxide-based components for transparent electronics  
Prof. Barbara Malič
3. Ceramic materials for 3D structures and study of functional properties  
Dr. Janez Holc
4. Materials and technologies for chemical microsystems  
Asst. Prof. Andreja Benčan Golob
5.  $\text{Pb}(\text{Sc}_{0.5}\text{Nb}_{0.5})\text{O}_3\text{-PbTiO}_3$  thick films for sensor and actuator applications  
Dr. Hana Uršič Nemevšek
6. IPCTECH: New generation of 3D integrated passive components and microsystems in LTCC technology  
Asst. Prof. Marko Hrovat

## NEW CONTRACTS

1. Development of high-temperature fuel cells with methanol reformer on a silicon wafer  
University of Ljubljana  
Dr. Hana Uršič Nemevšek
2. Investigation of steatite materials types C220, C221 and C230  
Razvojni center eNeM Novi Materiali, d. o. o.  
Asst. Prof. Danjela Kuščer Hrovatin
3. Research in the field of cordierite materials type C410, C520, C530  
Razvojni center eNeM Novi Materiali, d. o. o.  
Prof. Marija Kosec

## VISITORS FROM ABROAD

1. Andre-Pierre Abellard, Université François Rabelais, Tours, France, 23. 1.-1. 2. 2012
2. Nataša Samardžić, Faculty of Technical Sciences, Novi Sad, Serbia, 30. 1.-7. 2. 2012
3. Dandan Wei, School of Electronic and Information Engineering, Xi'an Jiaotong University, Xi'an, China, 1. 3.-30. 5. 2012
4. Gaoqun Zhang, School of Electronic and Information Engineering, Xi'an Jiaotong University, Xi'an, China, 1. 3.-30. 5. 2012
5. Dr. Carmen Galassi, Institute of Science and Technology for Ceramics, National Research Council, Faenza, Italy, 28.-30. 3. 2012
6. Prof. Biljana Stojanović, Institute of Multidisciplinary Research, University of Belgrade, Belgrade, Serbia, 2. 4.-4. 6. 2012
7. Prof. Christos Likos, Faculty of Theoretical Physics, Universität Wien, Vienna, Austria, 5.-6. 4. 2012
8. Prof. Andreas Klein, Technische Universität Darmstadt, Darmstadt, Germany, 4.-14. 4. 2012
9. Dr. Jan Petzelt, Institute of Physics, Academy of Sciences, Prague, Czech Republic, 24.-26. 4. 2012
10. Candice Thomas, Grenoble Institute of Technology, Grenoble, France, 21. 5.-27. 7. 2012
11. Dr. Kyle Webber, Technische Universität Darmstadt, Materials Science Department, Nichtmetallisch Anorganische Werkstoffe (NAW), Darmstadt, Germany, 23.-25. 5. 2012
12. Prof. Mamoru Senna, Keio University, Yokohama, Japan, 5.-10. 6. 2012
13. Julian Walker, School of Materials, Science and Engineering, University of New South Wales, Sydney, Australia, 16. 7.-19. 10. 2012, 15. 12. 2012
14. Dr. Phillippe Thomas, SPCTS, European Ceramics Centre, Limoges, France, 25. 7. 2012
15. Dr. Cristina Ciomaga, Faculty of Physics, Universtiy Al. J. Cuza of Iasi, Iasi, Romania, 16.-23. 9. 2012
16. Nadejda Horchidan, Faculty of Physics, Universtiy Al. J. Cuza of Iasi, Iasi, Romania, 1.-22. 10. 2012
17. Prof. Raul Bermejo, Institute of Structural and Functional Ceramics, Montanuniversität Leoben, Leoben, Austria, 18. 9. 2012
18. Dr. Jenny Jouin, SPCTS, European Ceramics Centre, Limoges, France, 8.-13. 10. 2012
19. Dr. Oana Catalina Mocioiu, Institute of Physical Chemistry Ilie Murgulescu, Bucharest, Romania, 12.-25. 11. 2012
20. Hermine Stroescu, Institute of Physical Chemistry Ilie Murgulescu, Bucharest, Romania, 12.-25. 11. 2012

## STAFF

### Researchers

1. Asst. Prof. Andreja Benčan Golob
2. Dr. Elena Chernyshova\*
3. Dr. Janez Holc, retired 30.06.12
4. Asst. Prof. Marko Hrovat
5. **Prof. Marija Kosec, Head, died 23.12.12**
6. Asst. Prof. Danjela Kuščer Hrovatin
7. Prof. Barbara Malič
8. Dr. Tadej Rojac
9. Dr. Marina Santo Zarnik\*

### Postdoctoral associates

10. Dr. Sebastjan Glinšek, on postdoctoral leave since 01.09.12
11. Dr. Gregor Trefalt, on postdoctoral leave since 01.06.12
12. Dr. Hana Uršič Nemevšek
13. Dr. Katarina Vojisavljevič

### Postgraduates

14. Tina Bakarič, B. Sc.
15. Raluca-Camelia Frunza, B. Sc.
16. Jitka Hřeščak, B. Sc.
17. Evgeniya Khomyakova, B. Sc.

18. Jurij Koruza, B. Sc.
19. Alja Kupec, B. Sc.
20. Kostja Makarovič, B. Sc.
21. Oleksandr Noshchenko, B. Sc.
22. Jernej Pavlič, B. Sc.
23. Tanja Pečnik, B. Sc.
24. Marko Vrabelj, B. Sc.

### Technical officers

25. Darko Belavič\*, B. Sc.
26. Jena Cilenšek, B. Sc.
27. Silvo Drnovšek, B. Sc.
28. Brigita Kmet, B. Sc.
29. Milena Pajič, B. Sc.

### Technical and administrative staff

30. Tina Ručigaj, B. Sc.

Note:

\* part-time JSI member

## BIBLIOGRAPHY

### ORIGINAL SCIENTIFIC ARTICLE

1. Darko Belavič, Marko Hrovat, Gregor Dolanc, Marina Santo-Zarnik, Janez Holc, Kostja Makarovič, "Design of LTCC-based ceramic structure for chemical microreactor", *Radioengineering (Prague)*, vol. 21, issue 1, pp. 195-200, 2012.
2. Andreja Benčan, Barbara Malič, Silvo Drnovšek, Jenny Tellier, Tadej Rojac, Jernej Pavlič, Marija Kosec, Kyle Webber, Jürgen Rödel, Dragan Damjanović, "Structure and the electrical properties of  $\text{Pb}(\text{Zr}, \text{Ti})\text{O}_3$ -zirconia composites", *J. Am. Ceram. Soc.*, vol. 95, issue 2, pp. 651-657, 2012.
3. Vid Bobnar, X. Li, Goran Casar, Andreja Eršte, Sebastjan Glinšek, X. Qian, Q. M. Zhang, "Tailoring electrically induced properties by stretching relaxor polymer films", *J. appl. phys.*, vol. 111, no. 8, pp. 083515-1-083515-4, 2012.
4. Sebastjan Glinšek, Iztok Arčon, Barbara Malič, Alojz Kodre, Marija Kosec, "Structural evolution of the  $\text{KTA}_{0.6}\text{Nb}_{0.4}\text{O}_3$  alkoxide-based solutions: probing the transition metals local environment by X-ray absorption spectroscopy", *J. sol-gel sci. technol.*, vol. 62, no. 1, pp. 1-6, 2012.

5. Sebastjan Glinšek, Dmitri Nuzhnyy, Jan Petzelt, Barbara Malič, Stanislav Kamba, Viktor Bobvun, Martin Kempa, Volodymyr Skoromets, Petr Kužel, Ivan Gregora, "Lattice dynamics and broad-band dielectric properties of the  $\text{KTaO}_3$  ceramics", *J. appl. phys.*, vol. 111, no. 10, pp. 104101-1-104101-6, 2012.
6. Marko Hrovat, Konrad Kiełbasiński, Kostja Makarovič, Darko Belavič, "The characterisation of lead-free thick-film resistors on different low temperature Co-fired ceramics substrates", *Mater. res. bull.*, vol. 47, no. 12, pp. 4131-4136, 2012.
7. Jurij Koruza, Barbara Malič, Oleksandr Noshchenko, Marija Kosec, "Top-down processing of  $\text{NaNbO}_3$  nanopowder", *J. nanomater.*, vol. 2012, art. no. 469143, pp. 1-7, 2012.
8. Alja Kupec, Barbara Malič, Jenny Tellier, Elena Tchernychova, Sebastjan Glinšek, Marija Kosec, "Lead-free ferroelectric potassium sodium niobate thin films from solution: composition and structure", *J. Am. Ceram. Soc.*, vol. 95, issue 2, pp. 515-523, 2012.
9. Danjela Kuščer, Franck Levassort, Marc Lethiecq, Andre-Pierre Abellard, Marija Kosec, "Lead-zirconate-titanate thick films by electrophoretic deposition for high-frequency ultrasound transducers", *J. Am. Ceram. Soc.*, vol. 95, no. 3, pp. 892-900, 2012.
10. Danjela Kuščer, Gaj Stavber, Gregor Trefalt, Marija Kosec, "Formulation of an aqueous titania suspension and its patterning with ink-jet printing technology", *J. Am. Ceram. Soc.*, vol. 95, issue 2, pp. 487-493, 2012.
11. Kostja Makarovič, Anton Meden, Marko Hrovat, Janez Holc, Andreja Benčan, Aleš Dakskobler, Marija Kosec, "The effect of processing conditions on the properties of LTCC material", *J. Am. Ceram. Soc.*, vol. 95, issue 2, pp. 760-767, 2012.
12. Nikola Novak, Brigita Rožič, Janez Holc, Marija Kosec, Raša Pirc, Zdravko Kutnjak, "Thermal response at the dipolar-glass to ferroelectric transition in structurally disordered ferroelectric materials: special issue: professor Wolfgang Kleemann in honor of his 70th birthday", *Ferroelectrics*, vol. 426, no. 1, pp. 223-229, 2012.
13. Marko Pavlin, Darko Belavič, Franc Novak, "Ceramic MEMS designed for wireless pressure monitoring in the industrial environment", *Sensors*, vol. 12, no. 1, pp. 320-333, 2012.
14. Maja Pivko, Marjan Bele, Elena Tchernychova, Nataša Zabukovec Logar, Robert Dominko, Miran Gaberšček, "Synthesis of nanometric  $\text{LiMnPO}_4$  via a two-step technique", *Chem. mater.*, vol. 24, iss. 6, pp. 1041-1047, 2012.
15. Arkadije Popović, László Bencze, Jurij Koruza, Barbara Malič, Marija Kosec, "Knudsen effusion mass spectrometric approach to the thermodynamics of  $\text{Na}_2\text{O} - \text{Nb}_2\text{O}_5$  system", *Int. j. mass spectrom.*, vol. 309, pp. 70-78, 2012.
16. Luminita Predoana, Andrei Jitianu, Barbara Malič, Maria Zaharescu, "Study of the gelling process in the La-Co-citric acid system", *J. Am. Ceram. Soc.*, vol. 95, no. 3, pp. 1068-1076, 2012.
17. Tadej Rojac, Andreja Benčan, Goran Dražič, Marija Kosec, Dragan Damjanović, "Piezoelectric nonlinearity and frequency dispersion of the direct piezoelectric response of  $\text{BiFeO}_3$  ceramics", *J. appl. phys.*, vol. 112, no. 6, pp. 064114-1-064114-12, 2012.
18. Tadej Rojac, Barbara Malič, Marija Kosec, Marija Połomska, Bożena Hilczer, Błaż Zupančič, Boštjan Zalar, "Mechanochemical synthesis of  $\text{NaNbO}_3$ : a complementary study of reaction mechanism using Raman spectroscopy and quadrupole perturbed  $^{23}\text{Na}$  nuclear magnetic resonance", *Solid state ion.*, vol. 215, pp. 1-6, 2012.
19. Brigita Rožič, Barbara Malič, Hana Uršič, Janez Holc, Marija Kosec, Sheng-Guo Lu, Q. M. Zhang, Zdravko Kutnjak, "The giant electrocaloric effect in inorganic and organic ferroelectric relaxor systems", In: Proceedings of the 12th European Meeting on Ferroelectricity, EMF12, June 26th - July 1st 2011, Bordeaux, France, *Ferroelectrics*, vol. 430, no. 1, pp. 98-102, 2012.
20. Brigita Rožič, Hana Uršič, Janez Holc, Marija Kosec, Zdravko Kutnjak, "Direct measurements of the electrocaloric effect in substrate-free PMN-0.35pt thick films on a platinum layer", In: ISIF 2012, *Integrated ferroelectrics*, vol. 140, no. 1, pp. 161-165, 2012.
21. Marina Santo-Zarnik, Darko Belavič, "The effect of humidity on the stability of LTCC pressure sensors", *Metrol. Syst. Pomiarowe*, vol. 19, no. 1, pp. 133-140, 2012.
22. Marina Santo-Zarnik, Darko Belavič, "An experimental and numerical study of the humidity effect on the stability of capacitive ceramic pressure sensor", *Radioengineering (Prague)*, vol. 21, issue 1, pp. 201-206, 2012.
23. Vlasta Sedlakova, Jiri Majzner, Petr Sedlak, Martin Kopecky, Josef Sikula, Marina Santo-Zarnik, Darko Belavič, Marko Hrovat, "Evaluation of piezoresistive ceramic pressure sensors using noise measurements", *Inf. MIDE M*, vol. 42, no. 2, pp. 109-114, 2012.
24. Yo-Han Seo, Kyle Webber, Andreja Benčan, Jurij Koruza, Barbara Malič, Marija Kosec, Jürgen Rödel, "Deconvolving ferroelastic and phase transformation toughening in  $\text{Pb}(\text{Zr}_{1-x}\text{Ti}_x)\text{O}_3$  and  $\text{Pb}_{1-y}\text{La}_y(\text{Zr}_{1-x}\text{Ti}_x)\text{O}_3$ ", *J. Am. Ceram. Soc.*, vol. 95, issue 12, pp. 3713-3715, 2012.
25. R. Sobiestianskas, Wei Peng, Nathalie Lemée, Michael Gordon Karkut, J. Banyš, Janez Holc, Marija Kosec, "Microwave dielectric dispersion in a multiferroic  $\text{Pb}(\text{Fe}_{1/2}\text{Nb}_{1/2})\text{O}_3$  thin film", *Appl. phys. lett.*, vol. 100, no. 12, pp. 122904-1-122904-4, 2012.
26. Gregor Trefalt, Barbara Malič, Janez Holc, Hana Uršič, Marija Kosec, "Synthesis of  $\text{rm}0.65\text{Pb}(\text{Mg}_{1/3}\text{Nb}_{2/3})\text{O}_3 - 0.35\text{PbTiO}_3$  by Controlled agglomeration of precursor particles", *J. Am. Ceram. Soc.*, vol. 95, issue 6, pp. 1858-1865, 2012.
27. Marina Tyunina, Barbara Malič, M. Plekh, Marija Kosec, "Dielectric response of  $\text{BaTiO}_3$  thin film with grain size at nanometer scale", *J. Am. Ceram. Soc.*, vol. 95, issue 4, pp. 1333-1338, 2012.
28. Hana Uršič, Jesús Ricote, Harvey Amorín, Janez Holc, Marija Kosec, Miguel Algueró, "Ferroelectric domain configurations in  $0.65\text{Pb}(\text{Mg}_{1/3}\text{Nb}_{2/3})\text{O}_3 - 0.35\text{PbTiO}_3$  thick films determined by piezoresponse force microscopy", *J. phys., D, Appl. phys.*, vol. 45, no. 26, pp. 265402-1-265402-11, 2012.
29. Hana Uršič, Jenny Tellier, Janez Holc, Silvo Drnovšek, Marija Kosec, "Structural and electrical properties of 0.57PSN-0.43PT ceramics prepared by mechanochemical synthesis and sintered at low temperature", *J. Eur. Ceram. Soc.*, vol. 32, no. 2, pp. 449-456, 2012.

## PUBLISHED SCIENTIFIC CONFERENCE CONTRIBUTION

1. Andre-Pierre Abellard, Franck Levassort, Danjela Kuščer, J. -M. Grégoire, Janez Holc, Marc Lethiecq, Marija Kosec, "Electrophoretically deposited PZT thick film for high-frequency ultrasound applications", In: *Proceedings, 48th International Conference on Microelectronics, Devices and Materials & the Workshop on Ceramic Microsystems*, September 19 - September 21, 2012, Otočec, Slovenia, Darko Belavič, ed., Izток Sorli, ed., Ljubljana, MIDE M - Society for Microelectronics, Electronic Components and Materials, 2012, pp. 139-144.
2. Andre-Pierre Abellard, Franck Levassort, Danjela Kuščer, Janez Holc, J. -M. Grégoire, Oleksandr Noshchenko, Marija Kosec, Marc Lethiecq, "Electrophoretic deposition (EPD) process for lead zirconate titanate (PZT) thick films fabrication and high frequency medical imaging", In: *Proceedings, Acoustics 2012, 11ème Congrès Français d'Acoustique, [and] Annual IOA Meeting, 23-27 April 2012, Nantes, France, [S. l.]*, Institute of Acoustic, 2012, pp. 3331-3336.
3. Ines Bantan, Breda Mirtič, Martina Oberžan, Helena Razpotnik, Danjela Kuščer, Marija Kosec, "Dense cordierite ceramics", In: *Proceedings, 48th International Conference on Microelectronics, Devices and Materials & the Workshop on Ceramic Microsystems*, September 19 - September 21, 2012, Otočec, Slovenia, Darko Belavič, ed., Izток Sorli, ed., Ljubljana, MIDE M - Society for Microelectronics, Electronic Components and Materials, 2012, pp. 351-356.
4. Darko Belavič, Marko Hrovat, Gregor Dolanc, Kostja Makarovič, Marina Santo-Zarnik, Janez Holc, "Design of an LTCC structure for a micro-ceramic combustor", In: *Proceedings, IMAPS/ACerS, 8th International Conference and Exhibition on Ceramic Interconnect and Ceramic Microsystems Technologies (CICMT 2012)*, April 16-19, 2012, Erfurt, Germany, [S. l.], International Microelectronics and Packaging Society, 2012, pp. 288-293.
5. Darko Belavič, Marko Hrovat, Kostja Makarovič, Marina Santo-Zarnik, Marjan Hodnik, Milenko Pavlovič, "Benchmarking of some thick-film resistors for strain-gauge applications", In: *Proceedings, 36th International Microelectronics and Packaging IMAPS - IEEE CPMT Poland Conference*, September 26-29, Kołobrzeg, Poland, [S. l.], IMAPS-CPMT, 2012, 11 pp.
6. Darko Belavič, Marko Hrovat, Marina Santo-Zarnik, Marjan Hodnik, Kostja Makarovič, Vlasta Sedlakova, "Investigations of thick-film resistors for piezoresistive LTCC-based ceramic pressure sensor", In: *Proceedings, EDS'12, Electronic Devices and Systems IMAPS CS International Conference 2012*, June 28-29, 2012, Brno, Czech Republic, Ondrej Hegr, ed., Brno, IMAPS, 2012, pp. 321-326.
7. Darko Belavič, Marina Santo-Zarnik, Marjan Hodnik, Sandi Kocjan, Marko Šušek, Marko Hrovat, Janez Holc, Kostja Makarovič, Milenko Pavlovič, "Some examples of LTCC-based ceramic pressure sensors", In: *Proceedings, 48th International Conference on Microelectronics, Devices and Materials & the Workshop on Ceramic Microsystems*, September 19 - September 21, 2012, Otočec, Slovenia, Darko Belavič, ed., Izток Sorli, ed., Ljubljana, MIDE M - Society for Microelectronics, Electronic Components and Materials, 2012, pp. 367-371.

8. Goran Casar, Andreja Eršte, Sebastjan Glinšek, X. Li, X. Qian, Q. M. Zhang, Vid Bobnar, "Tailoring electrically induced properties by stretching relaxor", In: *Zbornik*, 4. študentska konferenca Mednarodne podiplomske šole Jožefa Stefana = 4th Jožef Stefan International Postgraduate School Students Conference, 25. maj 2012, Ljubljana, Slovenija, Dejan Petelin, ed., Aleš Tavčar, ed., Boštjan Kaluža, ed., Ljubljana, Mednarodna podiplomska šola Jožefa Stefana, 2012, pp. 210-215.
9. Andreja Eršte, Barbara Malič, Brigita Kužnik, Marija Kosec, Vid Bobnar, "Equivalent circuit modeling of core-shell structured ceramic materials", In: *Advances and applications in electroceramics II: [MS&T'11, Materials Science & Technology Conference & Exhibition, October 16-20, 2011, Columbus, Ohio, USA]*, (Ceramic transactions, v. 235), K. M. Nair, ed., Shashank Priya, ed., Hoboken, Wiley, 2012, pp. 23-29.
10. Raluca C. Frunza, Marko Jankovec, Martin Strojnik, Barbara Malič, Marija Kosec, "Electrical properties of Ta<sub>2</sub>O<sub>5</sub>-rich dielectric thin films from solution", In: *Proceedings*, 48th International Conference on Microelectronics, Devices and Materials & the Workshop on Ceramic Microsystems, September 19 - September 21, 2012, Otočec, Slovenia, Darko Belavič, ed., Iztok Šorli, ed., Ljubljana, MIDEM - Society for Microelectronics, Electronic Components and Materials, 2012, pp. 381-386.
11. Sebastjan Glinšek, Dmitri Nuzhnyy, Jan Petzelt, Barbara Malič, Stanislav Kamba, Viktor Bovtun, Martin Kempa, Volodymyr Skoromets, Petr Kužel, Ivan Gregora, Marija Kosec, "Broadband dielectric properties of KTaO<sub>3</sub> ceramics", In: *Book of abstracts*, 7th International Conference on Microwave Materials and Their Applications, MMM-201, 3-6 June, 2012, Taiwan, [S. l., s. n.], 2012, pp. 116-117.
12. Marko Hrovat, Darko Belavič, Kostja Makarovič, Janez Holc, "Thick-film piezoresistors - benchmarking of LTCC substrates", In: *Power electronics: conference programme and extended abstracts*, ISSE 2012, 35th International Spring Seminar on Electronics Technology, May 9-13, 2012, Bad Aussee, Austria, Manuela Franz, ed., Johann Nicolics, ed., Vienna, Department of Applied Electronic Materials, Institute of Sensor and Actuator Systems, University of Technology, 2012, 5 pp.
13. Marko Hrovat, Darko Belavič, Kostja Makarovič, Janez Holc, "Thick-film piezoresistors as pressure sensors on different LTCC structures", In: *Proceedings*, 48th International Conference on Microelectronics, Devices and Materials & the Workshop on Ceramic Microsystems, September 19 - September 21, 2012, Otočec, Slovenia, Darko Belavič, ed., Iztok Šorli, ed., Ljubljana, MIDEM - Society for Microelectronics, Electronic Components and Materials, 2012, pp. 375-379.
14. Jurij Koruza, Jenny Tellier, Barbara Malič, Marija Kosec, "Phase transitions of the NaNbO<sub>3</sub> submicron-sized powder between room temperature and 700<sup>23</sup> C", In: *Zbornik*, 4. študentska konferenca Mednarodne podiplomske šole Jožefa Stefana = 4th Jožef Stefan International Postgraduate School Students Conference, 25. maj 2012, Ljubljana, Slovenija, Dejan Petelin, ed., Aleš Tavčar, ed., Boštjan Kaluža, ed., Ljubljana, Mednarodna podiplomska šola Jožefa Stefana, 2012, pp. 247-253.
15. Alja Kupec, Barbara Malič, Marija Kosec, "Environmental friendly potassium sodium niobate based thin films from solutions", In: *Zbornik*, 4. študentska konferenca Mednarodne podiplomske šole Jožefa Stefana = 4th Jožef Stefan International Postgraduate School Students Conference, 25. maj 2012, Ljubljana, Slovenija, Dejan Petelin, ed., Aleš Tavčar, ed., Boštjan Kaluža, ed., Ljubljana, Mednarodna podiplomska šola Jožefa Stefana, 2012, pp. 254-260.
16. Kostja Makarovič, Raül Bermejo, Irina Kraveva, Janez Holc, Marko Hrovat, Andreja Benčan, Marina Santo-Zarnik, Darko Belavič, Marija Kosec, "Mechanical properties of low-temperature Co-fired ceramics fired at different temperatures", In: *Proceedings*, 48th International Conference on Microelectronics, Devices and Materials & the Workshop on Ceramic Microsystems, September 19 - September 21, 2012, Otočec, Slovenia, Darko Belavič, ed., Iztok Šorli, ed., Ljubljana, MIDEM - Society for Microelectronics, Electronic Components and Materials, 2012, pp. 297-301.
17. Kostja Makarovič, Anton Meden, Marko Hrovat, Janez Holc, Andreja Benčan, Aleš Dakskobler, Darko Belavič, Marija Kosec, "The effect of the firing temperature on the properties of LTCC", In: *Zbornik*, 4. študentska konferenca Mednarodne podiplomske šole Jožefa Stefana = 4th Jožef Stefan International Postgraduate School Students Conference, 25. maj 2012, Ljubljana, Slovenija, Dejan Petelin, ed., Aleš Tavčar, ed., Boštjan Kaluža, ed., Ljubljana, Mednarodna podiplomska šola Jožefa Stefana, 2012, pp. 261-267.
18. Kostja Makarovič, Anton Meden, Marko Hrovat, Janez Holc, Andreja Benčan, Aleš Dakskobler, Marija Kosec, "The effect of phase composition on the mechanical and thermal properties of LTCC material", In: *Proceedings*, IMAPS/ACerS, 8th International Conference and Exhibition on Ceramic Interconnect and Ceramic Microsystems Technologies (CICMT 2012), April 16-19, 2012, Erfurt, Germany, [S. l.], International Microelectronics and Packaging Society, 2012, pp. 492-497.
19. Jernej Pavlič, Marija Kosec, Janez Holc, Tadej Rojac, "K<sub>0.5</sub>Na<sub>0.5</sub>NbO<sub>3</sub> thick films: preparation and properties", In: *Proceedings*, 48th International Conference on Microelectronics, Devices and Materials & the Workshop on Ceramic Microsystems, September 19 - September 21, 2012, Otočec, Slovenia, Darko Belavič, ed., Iztok Šorli, ed., Ljubljana, MIDEM - Society for Microelectronics, Electronic Components and Materials, 2012, pp. 133-138.
20. Tomaž Rodič, Krištof Oštir, Nedjeljka Žagar, Tomaž Zwitter, Drago Matko, Hubert Fröhlich, Barbara Malič, Marko Peljhan, Grega Milčinski, "Slovenian small satellite systems and services", In: *The 2012 4S Symposium*, Small Satellites Systems and Services Symposium, 2012 4S Symposium, Portorož, Slovenija, 4-8 June 2012, [Paris], European Space Agency, = ESA, 2012, pp. 1-14.
21. Brigita Rožič, Jurij Koruza, Zdravko Kutnjak, Barbara Malič, Marija Kosec, "Direct measurements of the electrocaloric effect in lead-free K<sub>0.5</sub>Na<sub>0.5</sub>NbO<sub>3</sub> - SrTiO<sub>3</sub> ceramics sintered in air", In: *ISAF ECAPD PMF 2012*, Danvers, IEEE, 2012, 4 pp.
22. Brigita Rožič, Zdravko Kutnjak, Hana Uršič, Barbara Malič, Janez Holc, Jurij Koruza, Alja Kupec, Marija Kosec, "Electrocaloric thermometry: an experimental method for the direct electrocaloric measurements", In: *Proceedings*, 48th International Conference on Microelectronics, Devices and Materials & the Workshop on Ceramic Microsystems, September 19 - September 21, 2012, Otočec, Slovenia, Darko Belavič, ed., Iztok Šorli, ed., Ljubljana, MIDEM - Society for Microelectronics, Electronic Components and Materials, 2012, pp. 339-343.
23. Marina Santo-Zarnik, Darko Belavič, "Stability of a piezoresistive ceramic pressure sensor made with LTCC technology", In: *Proceedings*, IMAPS/ACerS, 8th International Conference and Exhibition on Ceramic Interconnect and Ceramic Microsystems Technologies (CICMT 2012), April 16-19, 2012, Erfurt, Germany, [S. l.], International Microelectronics and Packaging Society, 2012, pp. 371-376.
24. Marina Santo-Zarnik, Darko Belavič, Marjan Hodnik, Sandi Kocjan, "A differential fluid pressure sensor in LTCC", In: *Proceedings*, 48th International Conference on Microelectronics, Devices and Materials & the Workshop on Ceramic Microsystems, September 19 - September 21, 2012, Otočec, Slovenia, Darko Belavič, ed., Iztok Šorli, ed., Ljubljana, MIDEM - Society for Microelectronics, Electronic Components and Materials, 2012, pp. 363-366.
25. Marina Santo-Zarnik, Darko Belavič, Marko Hrovat, Vlasta Sedlakova, Josef Sikula, Petr Sedlak, Jiri Majzner, "Low frequency noise measurements as a tool for indication of the stability of thick-film piezoresistive ceramic pressure sensors", In: *Proceedings*, 36th International Microelectronics and Packaging IMAPS - IEEE CPMT Poland Conference, September 26-29, Kołobrzeg, Poland, [S. l.], IMAPS-CPMT, 2012, 13 pp.
26. Marina Santo-Zarnik, Darko Belavič, Vlasta Sedlakova, Josef Sikula, Martin Kopecky, Petr Sedlak, Jiri Majzner, "Intrinsic resolution of a piezoresistive ceramic pressure sensor", In: *Proceedings*, EDS'12, Electronic Devices and Systems IMAPS CS International Conference 2012, June 28-29, 2012, Brno, Czech Republic, Ondrej Hegr, ed., Brno, IMAPS, 2012, pp. 251-256.
27. Vlasta Sedlakova, Jiri Majzner, Petr Sedlak, Josef Sikula, Marina Santo-Zarnik, Darko Belavič, Marko Hrovat, "Influence of functional resistors on offset voltage noise in thick-film pressure sensors", In: *Proceedings*, 48th International Conference on Microelectronics, Devices and Materials & the Workshop on Ceramic Microsystems, September 19 - September 21, 2012, Otočec, Slovenia, Darko Belavič, ed., Iztok Šorli, ed., Ljubljana, MIDEM - Society for Microelectronics, Electronic Components and Materials, 2012, pp. 393-398.
28. Hana Uršič, Janez Holc, Marina Santo-Zarnik, Marko Hrovat, Marija Kosec, "Large strain actuation of 0.65PMN-0.35PT/Pt thick-film biphases", In: *Proceedings*, IMAPS/ACerS, 8th International Conference and Exhibition on Ceramic Interconnect and Ceramic Microsystems Technologies (CICMT 2012), April 16-19, 2012, Erfurt, Germany, [S. l.], International Microelectronics and Packaging Society, 2012, pp. 597-602.
29. Hana Uršič, Gregor Trefalt, Janez Holc, Brigita Rožič, Zdravko Kutnjak, Marina Santo-Zarnik, Marija Kosec, "Multifunctional piezoelectric and electrocaloric self-standing thick films", In: *Proceedings*, 48th International Conference on Microelectronics, Devices and Materials & the Workshop on Ceramic Microsystems, September 19 - September 21, 2012, Otočec, Slovenia, Darko Belavič, ed., Iztok Šorli, ed.,



- Ljubljana, MIDEM - Society for Microelectronics, Electronic Components and Materials, 2012, pp. 321-325.
30. Katarina Vojisavljevič, Barbara Malič, M. Senna, Silvo Drnovšek, Marija Kosec, "Preparation and dielectric properties of  $\text{CuAlO}_2$  ceramics", In: *Proceedings, 48th International Conference on Microelectronics, Devices and Materials & the Workshop on Ceramic Microsystems*, September 19 - September 21, 2012, Otočec, Slovenia, Darko Belavič, ed., Iztok Šorli, ed., Ljubljana, MIDEM - Society for Microelectronics, Electronic Components and Materials, 2012, pp. 151-156.

## INDEPENDENT SCIENTIFIC COMPONENT PART OR A CHAPTER IN A MONOGRAPH

1. Marko Hrovat, Darko Belavič, Marina Santo-Zarnik, Marko Pavlin, Janez Holc, Jena Cilenšek, "Compatibility of thick-film piezo-resistors with different LTCC materials", In: *Thick films: properties, technology and applications*, (Materials science and technologies), (Electrical engineering developments), Michael I. Panzini, ed., New York, Nova Science Publishers, cop. 2012, pp. 283-299.
2. Barbara Malič, Alja Kupec, Hana Uršič, Marija Kosec, "Ferroelectric thin films for energy conversion applications", In: *Sol-gel Processing for conventional and alternative energy*, Mario Aparicio, ed., Andrei Jitianu, ed., Lisa C. Klein, ed., New York [etc.], Springer, cop. 2012, pp. 293-314.
3. Tadej Rojac, Primož Šegedin, Marija Kosec, "Using infrared spectroscopy to identify new amorphous phases: a case study of carbonate complex formed by mechanochemical processing", In: *Infrared spectroscopy - materials science, engineering and technology*, Theo M. Theophanides, ed., Rijeka, InTech, cop. 2012, pp. 13-42.

## PATENT APPLICATION

1. Kostja Makarovič, Janez Holc, Darko Belavič, Marko Hrovat, Marija Kosec, *Multilayer ceramic structures for non-contact dielectric heating of liquids*, P-201200049, Urad RS za intelektualno lastnino, 17.2.2012.

2. Marina Santo-Zarnik, Darko Belavič, Marjan Hodnik, Sandi Kocjan, *A pressure-sensor module with a ceramic cantilever sensing structure*, P-201200154, Urad RS za intelektualno lastnino, 22.5.2012.

## PATENT

1. Luca Gregoratti, Marco Peloi, Marija Kosec, Danjela Kuščer, *A material in the form of lithium fluoride powder containing colour centres, method for preparation and use thereof*, IT1397095, Notarbartolo & Gervasi S.P.A., 28.12.2012.
2. Janez Holc, Kostja Makarovič, Darko Belavič, Marko Hrovat, Marija Kosec, Boris Jordan, *The manufacturing process of voids in the ceramic multi layered structures*, SI23761 (A), Urad RS za intelektualno lastnino, 31.12.2012.
3. Helena Razpotnik, Ivan Lavrač, Janez Holc, Danjela Kuščer, Marija Kosec, *Procedure for fabrication of alumina porcelain with improved mechanical properties*, SI23546 (A), Urad RS za intelektualno lastnino, 31.5.2012.

## MENTORING

1. Janez Bernard, *Low-temperature sintering of piezoelectric  $\text{K}_{0,5}\text{Na}_{0,5}\text{NbO}_3$* : doctoral dissertation, Ljubljana, 2012 (mentor Barbara Malič; co-mentor Andreja Benčan).
2. Sebastjan Glinšek, *Processing-dependent broadband dielectric properties of  $\text{KTaO}_3$  ceramic films and  $\text{KTa}_{0,6}\text{Nb}_{0,4}\text{O}_3$  films*: doctoral dissertation, Ljubljana, 2012 (mentor Marija Kosec; co-mentor Zdravko Kutnjak).
3. Gregor Trefalt, *A new synthesis route to  $\text{Pb}(\text{Mg}_{1/3}\text{Nb}_{2/3})\text{O}_3$ -based materials by the controlled agglomeration of reagent particles*: doctoral dissertation, Ljubljana, 2012 (mentor Marija Kosec; co-mentor Bosiljka Tadić).



# ENGINEERING CERAMICS DEPARTMENT

# K-6

**The Engineering Ceramics Department is the leading group in the field of structural ceramics and ceramic technologies in Slovenia. The research programme comprises phenomena relevant to materials synthesis and component fabrication as well as mechanisms leading to the degradation of engineering and bio-ceramic structures under operating conditions. The applied research work is focused on new applications of engineering ceramics, the development of novel, high-strength, wear-, corrosion- and/or heat-resistant materials and the development of alternative, cost-effective and environmentally friendly ceramic technologies.**




Head:  
**Prof. Tomaž Kosmač**

For more than two decades our group has been traditionally involved in studying the phenomena of AlN powder hydrolysis in aqueous environments, and the year 2012 was no exception. What attracts us to these studies is that the hydrolysis is a drawback on one hand, because it prevents aqueous powder processing, while on the other, it offers various interesting potentials for exploitation. The work that was already described in detail in last year's report was successfully published in highly ranked scientific publications. A detailed mechanistic model for aluminum hydroxide formation during the hydrolysis in diluted aqueous AlN suspensions in a broad temperature range was published in *Crystal Growth & Design*. The work about the modification of the carrier Al<sub>2</sub>O<sub>3</sub> powder with a high surface area, synthesized by exploiting the hydrolysis via an *in situ*, sol-gel reaction, to attach TiO<sub>2</sub> nanoparticles, yielding a nanostructured,  $\gamma$ -Al<sub>2</sub>O<sub>3</sub>/TiO<sub>2</sub> composite powder and a 2.7-times-higher photo-activity in the near-UV region compared to commercially available TiO<sub>2</sub> was published in *Materials Research Bulletin*. Recently, we investigated the impact of cold water (5 °C) on the hydrolysis and obtained some interesting results. Namely, the results revealed that throughout the 312-hours-long hydrolysis at 5 °C the pH value of the suspensions was below 9, where the hydrolysis remained in the induction period and was eventually suppressed due to the formation of a few-nanometers-thick film of amorphous aluminum hydroxide gel around the AlN particles, acting as a passivation layer. This process is thought to be very similar to aluminum corrosion in water. Moreover, the astonishing discovery is that the aqueous part of the suspension possessed a remarkably high value of dissolved [Al(III)]<sub>aq</sub>, being an order of magnitude higher at a given pH than the aqueous AlCl<sub>3</sub> solution. These findings could well prove to be beneficial for the processing of AlN in aqueous environments, as well as providing us with a new source of saturated aluminum species solution. The work was accepted in the *Journal of American Ceramic Society* and will be published in 2013.

**The department had three Slovenian patents granted in 2012.**

In the frame of the research on **thermoplastic ceramic suspensions** the removal of the binder from a low-pressure injection-molded part was also investigated in 2012. A previously developed theoretical model was applied to characterize a new wick-debinding procedure in which a new extraction material is used. This material, a high-purity carbon black, has proven to be an excellent capillary extraction agent. In addition we developed a theory for describing the yield stress of paraffin ceramic suspensions in the range 40–60 vol% of powder content, taking into account the particle size distribution, type of material and the distance between the particles in the suspension. The research led to the successful defence of a PhD thesis by a young researcher from industry and the publication of an article in the *Journal of American Ceramic Society*.

In the field of **electrically conductive ceramic composites**, in 2012 we finished our research on the synthesis and properties of composites based on silicon nitride (Si<sub>3</sub>N<sub>4</sub>) with dispersed titanium nitride (TiN) and zirconium nitride (ZrN) particles. The results were used for the preparation of a patent application and this year the patent for the one-step process of manufacturing a composite ceramic heater was granted. In this field, new research on electrically conductive oxide engineering ceramics based on zirconia was started in the frame of a diploma work. Namely, zirconia is a versatile oxide ceramic material with outstanding properties, which is useful in many applications. One of the major problems in the use of zirconia is the very expensive final machining. The aim of the work



*Figure 1: The defects on the surface of the Y-TZP dental ceramics due to sandblasting. The red circle marks the surface crack and the yellow circle marks the alumina sandblasting particle embedded in the surface.*

was to prepare a  $ZrO_2/TiN$  electro-conductive ceramic composite, which can be machined by an electrical discharge. The electro-conductive composite based on zirconium oxide with dispersed nanoparticles of titanium nitride by the controlled precipitation of titanium hydroxide followed by calcination of the obtained powder mixture which was then thermochemically converted *via* titanium oxide to titanium nitride by a nitridation process was successfully prepared. The impact of the quantity and size distribution of the conducting phase on the concentration, density and electrical conductivity was investigated. The spark-plasma sintering technique was used in order to prepare dense and homogeneous  $ZrO_2-TiN$  composites. We studied the influence of the sintering conditions on TiN grain growth. Moreover, the impact of the content and size of the conductive particles on the densification process and the final mechanical and electrical properties of the composites was also studied.

In the field of research on **dental ceramics** some of the major problems concerning the production of full-ceramic dental contours with tetragonal zirconia (Y-TZP) as a core material, their cementation and their behaviour in clinical conditions were investigated. In the chemically aggressive environment of the oral cavity the dental

**In 2012 two young researchers from the Engineering Ceramic Department successfully finished their PhD studies.**

prosthesis products are exposed to cyclic mechanical and thermal loads, that with time weaken the core ceramic material as well as the strength and stability of the connection joints. Since because of the high chemical stability of zirconia these connections are not very strong in the first step we investigated the influence of the nanostructured aluminate coating on the bonding strength of the dental cements to dental ceramics based on Y-TZP and Ce-TZP/ $Al_2O_3$ . The coatings, which do not damage the surface, were prepared by the precipitation of aluminium hydroxides formed during the hydrolysis of the AlN powder in water. After the thermal treatment these coatings have a uniform thickness and are homogenous, have a very high specific surface area and are strongly bonded to the ceramic surface. The results of the adhesion measurements showed that the aluminate coating improves the bonding strength by more than 100 %, while the strength is retained even after thermocycling of the samples, which is not the case with the samples without the coating. These samples spontaneously debonded during the thermocycling test. These results were published in the *Journal of European Ceramic Society*. The research of phase instability of conventionally sintered dental 3Y-TZP ceramics in simulated clinical conditions was also continued. Two commercially available granulates of Y-TZP powder with the same chemical composition but different size of primary crystallites and specific surface area were used. By changing the sintering temperatures

a series of samples were prepared that varied in the grain size, mechanical properties and transformability. The samples were exposed to accelerated ageing in deionised water at 134 °C and the zirconia phase transformation from tetragonal to monoclinic was monitored with regard to ageing time. The thickness of the transformation zone and the influence of ageing on the mechanical properties were investigated. Also, this research was published in the *Journal of European Ceramic Society*.

In the frame of the **PhD study** of a young researcher from the Medical Faculty the influence of kinetic energy (or momentum) of the impact particles on the type of damage during the sandblasting of the two types of dental ceramics differing in the grain size were studied. The conditions at which the surface cracks appeared on the surface were determined and it was explained why there is a difference between the fine- and coarse-grained material. The work was presented in an introductory lecture at the Conference of the American Association for Dental Research (AADR).

The research on **porous yttria-stabilized tetragonal zirconia (Y-TZP) ceramics** for dental applications with a substantially lower elastic modulus while preserving a useful strength for applications in dental medicine was successfully finished with the defence of a PhD thesis by a young researcher.

With this concept, we tried to reduce the mismatch between the elastic properties of ceramic prosthetic products and tooth substance that can, during loading, lead to significant elastic stress, which, according to the literature, is one of the possible causes for the shorter life of dental prosthetic substitutes in the mouth. The research was published in the *Journal of European Ceramic Society*.

The influence of the strength of the ceramic skeleton on the strength of a glass-infiltrated ceramic composite was investigated in a diploma thesis. The ceramic skeleton was prepared using the HAS process that enables the preparation of moderately porous alumina ceramic with improved mechanical strength at an equal relative density compared to a ceramic prepared using traditional shaping processes. After the glass infiltration a higher strength of the composites was achieved, if compared to commercially available glass infiltrated composites used for the production of dental crowns and bridges. The research showed that the strength of the composite depends on the




Figure 2: FEG-SEM image of calcium phosphate crystals on the surface of zirconia substrate after thermal treatment.

strength of the ceramic skeleton and the amount of the infiltrated glass. With this we indicated the direction of the development of glass-infiltrated ceramic composites used in dental medicine.

The research on the **synthesis of bioactive calcium phosphate coatings on zirconia Y-TZP ceramics**, which is due to its aesthetic and mechanical properties, frequently used in medicine as a material for dental implants were continued in 2012. The fixation of an implant can be improved if its surface is covered by a bioactive calcium phosphate coating that forms a strong bond with the bone tissue. The coatings were prepared using a biomimetic method in which the ceramic substrate is immersed in a solution with the same physiological temperature and similar composition as human blood plasma. The advantages of this bio-mimetic method are its simplicity, low price and good control of the composition of the coatings. One of the main problems that restrict the use of bio-mimetic coatings in medicine is the poor adhesion of coatings to the substrate, so in the research we primarily dealt with ways of improving the mechanical properties of the coatings. It was found that the thermal treatment improved the adhesion of coatings and at the same time it enables us to control their phase composition. Thus, we have developed procedures for the synthesis of calcium phosphate coatings with different phase composition (hydroxyapatite, octacalcium phosphate,  $\beta$ -tricalcium phosphate), different morphology and mechanical properties. The procedure was described in an article published in the journal *Applied Surface Science*. Especially important is a new procedure for the synthesis of thin  $\beta$ -tricalcium phosphate coatings with very good mechanical properties. Mechanical tests showed that the adhesion of such coatings is comparable or even better than the adhesion of calcium phosphate coatings on commercially available bone grafts.

In 2012, the research on the **improvement of wear resistance of titanium alloys** used for the preparation of bone implants was finished. By nitridation at elevated temperatures (600-900 °C) in an ammonia atmosphere, we successfully prepared a 100- to 300-nm-thick layer of titanium nitride on the surface of metallic titanium or its alloys. This has significantly increased the surface hardness and, consequently, improved the wear resistance of the material. The application of titanium nitride layers on the surface of metals to increase hardness and thereby improve the wear resistance is known and often used especially in the case of the manufacture of various cutting tools. Despite this, the major problem is the adhesion of the layer applied to the metal, which is in the case of medical applications even more important. In our study the adhesion between the nitride layer and the metal was tested with a "scratch" test, which showed that the adhesion between the coating prepared by nitriding in ammonia is better than in the case of a TiN coating using the PVD method. The wear rate of titanium and its alloys, in which we deposited TiN layer with PVD method and were previously nitrided in the atmosphere of ammonia, was reduced by two-thirds.

For the company Eternit AG from Switzerland a feasibility study of the production of fibre-reinforced materials based on fly-ash geopolymers was conducted. It was shown that this secondary raw material could be successfully used for the production of composite panels that achieve comparable mechanical properties as plates made from fibre-cement composites.

In cooperation with Hidria AET we prepared and characterized  $\text{Al}_2\text{O}_3/\text{ZrO}_2$  composite materials using a process of low-pressure injection moulding of paraffin suspensions, where we used a new and economical way to prepare  $\text{ZrO}_2$  powders. With a relatively small addition of  $\text{ZrO}_2$  one could significantly improve the mechanical properties of  $\text{Al}_2\text{O}_3$  ceramics for applications at room temperature and at the same time the price of raw materials would not significantly increase. We also continued with a statistical analysis of data for the strength of ceramic samples that were available in a very large number of measurements of flexural strength. A large set of experimental values was used, in cooperation with foreign researchers, to verify their hypotheses. Research has shown that with the use of the so-called best method of assessing the likelihood we can improve the accuracy of the determination of the Weibull distribution parameters.

### Some outstanding publications in the last three years

1. Štefanič, M., Krnel, K., Pribošič, I., Kosmač, T.: Rapid biomimetic deposition of octacalcium phosphate coatings on zirconia ceramics (Y-TZP) for dental implant applications. *Appl. surf. sci.* [Print ed.], 2012, vol. 258, issue 10, pp. 4649–4656

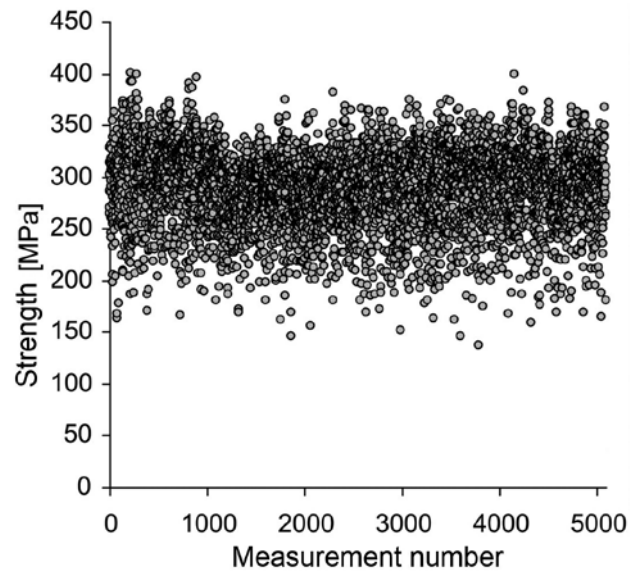


Figure 3: All of the results of the measurements of bending strength of alumina ceramics from the Hidria AET company.

---

**In 2012 we cooperated with many research institutions and industrial partners.**

---

2. Kocjan, A., Ambrožič, M., Kosmač, T.: Stereometric analysis of nanostructured boehmite coatings synthesized by aluminum nitride powder hydrolysis. *Ceram. int.* [Print ed.], 2012, vol. 38, no. 6, pp. 4853–4859
3. Kocjan, A., Dakskobler, A., Kosmač, T.: Evolution of aluminum hydroxides in diluted aqueous aluminum nitride powder suspensions. *Cryst. growth des.*, 2012, vol. 12, issue 3, str. 1299–1307
4. Gorjan, L., Dakskobler, A., Kosmač, T.: Strength evolution of injection-molded ceramic parts during wick-debinding. *J. Am. Ceram. Soc.*, 2012, vol. 95, issue 1, pp. 188–193
5. Jevnikar, P., Golobič, M., Kocjan, A., Kosmač, T.: The effect of nano-structured alumina coating on the bond strength of resin-modified glass ionomer cements to zirconia ceramics. *J. Eur. Ceram. Soc.* [Print ed.], 2012, vol. 32, no. 11, pp. 2641–2645
6. Stadler, Z., Krnel, K., Kovač, J., Kosmač, T.: Tribochemical reactions on sliding surface of the sintered metallic brake linings against SiC ceramic brake disk. *Wear.* [Print ed.], 2012, vol. 292/293, pp. 232–238
7. Kocjan, A., Dakskobler, A., Krnel, K., Kosmač, T.: The course of the hydrolysis and the reaction kinetics of AlN powder in diluted aqueous suspensions. *J. Eur. Ceram. Soc.* [Print ed.], 2011, vol. 31, no. 5, pp. 815–823
8. Gorjan, L., Dakskobler, A., Kosmač, T.: Partial wick-debinding of low-pressure powder-injection-moulded ceramic parts. *J. Eur. Ceram. Soc.*, 2011, vol. 30, no. 15, pp. 3013–3021
9. Kocjan, A., Dakskobler, A., Kosmač, T.: Superhydrophobic nanostructured boehmite coatings prepared by AlN powder hydrolysis. *International journal of applied ceramic technology*, 2011, vol. 8, no. 4, pp. 848–853
10. Gorjan, L., Dakskobler, A., Kosmač, T.: Strength evolution of injection-molded ceramic parts during wick-debinding. *J. Am. Ceram. Soc.*, 2011, vol. 95, no. 1, pp. 188–193
11. Dakskobler, A., Kocjan, A., Kosmač, T.: Porous alumina ceramics prepared by hydrolysis-assisted solidification. *J. Am. Ceram. Soc.*, 2011, vol. 94, no. 5, pp. 1374–1379
12. Pribošič, I., Beranič, S., Kosmač, T.: Biomimetic preparation and characterization of bioactive coatings on alumina and zirconia ceramics. *J. Am. Ceram. Soc.*, 2010, vol. 93, no. 1, pp. 288–294
13. Perko, S., Dakskobler, A., Kosmač, T.: High-performance porous nanostructured ceramics. *J. Am. Ceram. Soc.*, 2010, vol. 93, issue 9, pp. 2499–2502
14. Jevnikar, P., Krnel, K., Kocjan, A., Funduk, N., Kosmač, T.: The effect of nano-structured alumina coating on resin-bond strength to zirconia ceramics. *Dent. Mater.*, 2010, vol. 26, no. 7, pp. 688–696

## Patents granted

1. Aleš Dakskobler, Andraž Kocjan, Manca Logar, Method for the preparation of carrier colloidal powder with high specific surface area, SI23502 (A), Urad RS za intelektualno lastnino, 30.4.2012.
2. Aleš Dakskobler, Andraž Kocjan, Manca Logar, Method for the preparation of carrier colloidal powder with high specific surface area, SI23580 (A), Urad RS za intelektualno lastnino, 26.6.2012..
3. Lovro Gorjan, Aleš Dakskobler, Sintering heat treatment procedure of formpieces, SI23763 (A), Urad RS za intelektualno lastnino, 31.12.2012.
4. Aljoša Maglica, Kristoffer Krnel, Tomaž Kosmač, Single-stage process of manufacturing a composite ceramic heater, SI23609 (A), Urad RS za intelektualno lastnino, 31.7.2012

---

## INTERNATIONAL PROJECTS

1. Alternative binders for building materials - preliminary study  
Eternit (schweiz) AG  
Prof. Tomaž Kosmač
2. 7. FP - MICROFLEX: Micro fabrication production technology for MEMS on new emerging smart textiles/flexibles  
European Commission  
Prof. Tomaž Kosmač, Prof. Marija Kosec
3. 7. FP - CERAMPOL: Ceramic and polymeric membrane for water purification of heavy metal and hazardous organic compound  
Prof. Tomaž Kosmač, Asst. Prof. Danjela Kuščer Hrovatin

## RESEARCH PROGRAM

1. Engineering and bioceramics  
Prof. Tomaž Kosmač

## R & D GRANTS AND CONTRACTS

1. Research of dental ceramics  
Prof. Tomaž Kosmač
2. Ceramic materials for 3D structures and study of functional properties  
Prof. Tomaž Kosmač

---

## VISITORS FROM ABROAD

1. Dr. Hans Musch, Eternit (Schweiz) AG, Research and Development, Niederurnen, Switzerland, 18. 1. 2012, 4. 4. 2012
  2. Prof. Michael V. Swain, Biomaterials Unit, Faculty of Dentistry, University of Sydney, National Innovation Centre, Australian Technology Park, Eveleigh, Australia, 25. 9.-12. 10. 2012
  3. Prof. Mutlu Özcan, University of Zürich, Center for Dental and Oral Medicine, Zürich, Switzerland, 19. 10. 2012
-

## STAFF

### Researchers

#### 1. Prof. Tomaž Kosmač, Head

2. Asst. Prof. Kristoffer Krnel

### Postdoctoral associates

3. Dr. Aleš Dakskobler

4. Dr. Andraž Kocjan, on postdoctoral leave since 01.06.12

5. Dr. Irena Pribošič, left 01.12.12

6. Dr. Krunoslav Vidović\*, left 01.07.12

### Postgraduates

7. Ana Lazar, B. Sc.

8. Dr. Sebastjan Perko, left 01.06.12

9. Anastasia Samodurova, B. Sc.

10. Martin Štefanič, B. Sc.

### Technical officers

11. Natalija Petković Habe, B. Sc.

### Technical and administrative staff

12. Darko Eterović

13. Mojca Hren

14. Tomislav Pustotnik

Note:

\* part-time JSI member

## BIBLIOGRAPHY

### ORIGINAL SCIENTIFIC ARTICLE

- Lovro Gorjan, Aleš Dakskobler, Tomaž Kosmač, "Strength evolution of injection-molded ceramic parts during wick-debinding", *J. Am. Ceram. Soc.*, vol. 95, issue 1, pp. 188-193, 2012.
- Peter Jevnikar, Matjaž Golobič, Andraž Kocjan, Tomaž Kosmač, "The effect of nano-structured alumina coating on the bond strength of resin-modified glass ionomer cements to zirconia ceramics", In: Special issue of the ECerS XII, 12th Conference of the European Ceramic Society, June 19-23, 2011, Stockholm, *Journal of the European Ceramic Society*, vol. 32, iss. 11, pp. 2641-2645, 2012.
- Andraž Kocjan, Milan Ambrožič, Tomaž Kosmač, "Stereometric analysis of nanostructured boehmite coatings synthesized by aluminum nitride powder hydrolysis", *Ceram. int.*, vol. 38, no. 6, pp. 4853-4859, 2012.
- Andraž Kocjan, Aleš Dakskobler, Tomaž Kosmač, "Evolution of aluminum hydroxides in diluted aqueous aluminum nitride powder suspensions", *Cryst. growth des.*, vol. 12, issue 3, pp. 1299-1307, 2012.
- Tomaž Kosmač, Andraž Kocjan, "Ageing of dental zirconia ceramics", In: Special issue of the ECerS XII, 12th Conference of the European Ceramic Society, June 19-23, 2011, Stockholm, *Journal of the European Ceramic Society*, vol. 32, no. 11, pp. 2613-2622, 2012.
- Tomaž Kosmač, Andraž Kocjan, Matjaž Golobič, Peter Jevnikar, "Resin bond strength to alumina coated Ce-TZP/Al<sub>2</sub>O<sub>3</sub> dental ceramic", In: Bioceramics 23: 23rd Symposium and Annual Meeting of International Society for Ceramics in Medicine, 6-9 November, Istanbul, Turkey, *Key engineering materials*, vol. 493/494, pp. 632-636, 2012.
- Kristoffer Krnel, Zmago Stadler, Tomaž Kosmač, "Microstructure and mechanical properties of carbon/carbon-silicon carbide composites prepared by sol-gel processing", *Mater. tehnol.*, vol. 46, no. 5, pp. 435-438, sep.-okt. 2012.
- Manca Logar, Andraž Kocjan, Aleš Dakskobler, "Photocatalytic activity of nanostructured  $\gamma$  - Al<sub>2</sub>O<sub>3</sub>/TiO<sub>2</sub> composite powder formed via a polyelectrolyte-multilayer-assisted sol-gel reaction", *Mater. res. bull.*, vol. 47, no. 1, pp. 12-17, 2012.
- Kostja Makarovič, Anton Meden, Marko Hrovat, Janez Holc, Andreja Benčan, Aleš Dakskobler, Marija Kosec, "The effect of processing conditions on the properties of LTCC material", *J. Am. Ceram. Soc.*, vol. 95, issue 2, pp. 760-767, 2012.
- Sebastjan Perko, Aleš Dakskobler, Tomaž Kosmač, "The densification and strength of porous Y-TZP materials with a bimodal particle size distribution for dental applications", In: Special issue of the ECerS XII, 12th Conference of the European Ceramic Society, June 19-23, 2011, Stockholm, *Journal of the European Ceramic Society*, 2012, vol. 32, no. 11, pp. 2633-2639, 2012.
- Zmago Stadler, Kristoffer Krnel, Janez Kovač, Tomaž Kosmač, "Tribochemical reactions on sliding surface of the sintered metallic brake linings against SiC ceramic brake disk", *Wear*, vol. 292/293, pp. 232-238, 2012.
- Martin Štefanič, Kristoffer Krnel, Tomaž Kosmač, "Thermal processing of calcium phosphate coatings on zirconia ceramics", In: Bioceramics 23: 23rd Symposium and Annual Meeting of International Society for Ceramics in Medicine, 6-9 November, Istanbul, Turkey, *Key engineering materials*, vol. 493/494, pp. 462-466, 2012.
- Martin Štefanič, Kristoffer Krnel, Irena Pribošič, Tomaž Kosmač, "Rapid biomimetic deposition of octacalcium phosphate coatings on zirconia ceramics (Y-TZP) for dental implant applications", *Appl. surf. sci.*, vol. 258, issue 10, pp. 4649-4656, 2012.

### PUBLISHED SCIENTIFIC CONFERENCE CONTRIBUTION

- Kostja Makarovič, Anton Meden, Marko Hrovat, Janez Holc, Andreja Benčan, Aleš Dakskobler, Darko Belavič, Marija Kosec, "The effect of the firing temperature on the properties of LTCC", In: *Zbornik*, 4. študentska konferenca Mednarodne podiplomske šole Jožefa Stefana = 4th Jožef Stefan International Postgraduate School Students Conference, 25. maj 2012, Ljubljana, Slovenija, Dejan Petelin, ed., Aleš Tavčar, ed., Boštjan Kaluža, ed., Ljubljana, Mednarodna podiplomska šola Jožefa Stefana, 2012, pp. 261-267.
- Kostja Makarovič, Anton Meden, Marko Hrovat, Janez Holc, Andreja Benčan, Aleš Dakskobler, Marija Kosec, "The effect of phase composition on the mechanical and thermal properties of LTCC material", In: *Proceedings*, IMAPS/ACerS, 8th International Conference and Exhibition on Ceramic Interconnect and Ceramic Microsystems Technologies (CICMT 2012), April 16-19, 2012, Erfurt, Germany, [S. l.], International Microelectronics and Packaging Society, 2012, pp. 492-497.
- Martin Štefanič, Kristoffer Krnel, Tomaž Kosmač, "Dielectric and characterization of calcium phosphate coatings on ZrO<sub>2</sub> ceramics for bone implant applications", In: *Zbornik*, 4. študentska konferenca Mednarodne podiplomske šole Jožefa Stefana = 4th Jožef Stefan International Postgraduate School Students Conference, 25. maj 2012, Ljubljana, Slovenija, Dejan Petelin, ed., Aleš Tavčar, ed., Boštjan Kaluža, ed., Ljubljana, Mednarodna podiplomska šola Jožefa Stefana, 2012, pp. 338-344.

### PATENT APPLICATION

- Aleš Dakskobler, Andraž Kocjan, Manca Logar, *Method for the preparation of carrier colloidal powder with high specific surface area*, WO2012053990 (A2), World Intellectual Property Organization, 26.4.2012.

### PATENT

- Aleš Dakskobler, Andraž Kocjan, Manca Logar, *Method for the preparation of carrier colloidal powder with high specific surface area*, SI23502 (A), Urad RS za intelektualno lastnino, 30.4.2012.
- Aleš Dakskobler, Andraž Kocjan, Manca Logar, *Method for the preparation of carrier colloidal powder with high specific surface area*, SI23580 (A), Urad RS za intelektualno lastnino, 26.6.2012..
- Lovro Gorjan, Aleš Dakskobler, *Sintering heat treatment procedure of formpieces*, SI23763 (A), Urad RS za intelektualno lastnino, 31.12.2012.
- Aljoša Maglica, Kristoffer Krnel, Tomaž Kosmač, *Single-stage process of manufacturing a composite ceramic heater*, SI23609 (A), Urad RS za intelektualno lastnino, 31.7.2012.



## MENTORING

1. Lovro Gorjan, *Debinding of low-pressure powder injection-molded parts*: doctoral dissertation, Ljubljana, 2012 (mentor Tomaž Kosmač).
2. Sebastjan Perko, *Moderately porous zirconia ceramics for dental applications*: doctoral dissertation, Ljubljana, 2012 (mentor Tomaž Kosmač; co-mentor Aleš Dakskobler).



# DEPARTMENT FOR NANOSTRUCTURED MATERIALS K-7

*The basic and applied research in the Department for Nanostructured Materials includes ceramic materials, metals, intermetallic alloys and minerals. Our research encompasses conventional processing as well as the development of new technologies and methods for preparing new materials with novel properties. It includes experimental and theoretical investigations of structures, analyses of chemical compositions at the atomic level, and measurements and calculations of physical properties, all of which help us to improve the properties of micro- and nanostructured materials.*



Head:  
**Prof. Spomenka Kobe**

In 2012 we were awarded the EU FP7 project "Replacement and Original Magnet Engineering Options" (ROMEO) in which we are the coordinator and an active research group in grain-boundary engineering (GBE) and the characterization of magnets using magnetic-properties measurements and high-resolution electron microscopy on the nano and atomic levels. The project has two goals: firstly, decreasing and/or completely avoiding the use of heavy rare earths in Nd-Fe-B high-energy magnets and, secondly, inventing new magnets that will have properties between ferrites and high-energy magnets based on rare earths and transition metals.

We began to work on another EU FP7 project, **Nanocrystalline Permanent Magnets Based on Hybrid Metal-Ferrites (NANOPYME)**, which will focus on developing new permanent-magnet materials that fill the gap between conventional ferrite magnets and high-energy, rare-earth-based Nd-Fe-B and Sm-Co-based magnets. The department is responsible for producing nanoscale powders and for technology transfer to industry.

As part of our work on improving the corrosion-resistance properties of bonded and injection-moulded rare-earth-based magnets we have coated Nd-Fe-B melt-spun powders with  $\text{SiO}_2$  and  $\text{Al}_2\text{O}_3$  using the sol-gel technique. Highly accelerated stress tests were conducted to compare the corrosion properties of the ribbons. The compositions and microstructures of the ribbons and surface layers were determined by AES, XPS, Raman spectroscopy, SEM and EDS. The magnetic properties were measured with a vibrating-sample magnetometer. Both the  $\text{SiO}_2$  and  $\text{Al}_2\text{O}_3$  coatings resulted in superior corrosion resistance and magnetic properties. This technique should expand the range of use of Nd-Fe-B bonded magnets to applications with temperatures as high as 110 °C and 90% humidity.

Our work on the hydrogenation of amorphous rare-earth-based hard-magnetic amorphous materials was focused on studying the effects of a range of hydrogen pressures and temperatures on the magnetic and structural changes in Nd-Fe-Al alloys with compositions close to  $\text{Nd}_{60}\text{Fe}_{30}\text{Al}_{10}$ , using vibrating-sample magnetometry, x-ray diffraction and transmission electron microscopy.

In collaboration with the Department for Inorganic Chemistry we managed to coat Nd-Fe-B melt-spun ribbons with a thin (3 nm) layer of  $\text{DyF}_3$  using an innovative **fluorolythic sol-gel reaction** with Dy-isopropoxide as a precursor. The powder will be used as a basic material for bonded magnets with improved coercivity.

Nano-dimension, intermetallic, hard magnetic systems of Fe-Pd and Co-Pt were electrodeposited and investigated for their **magnetic shape memory (MSM)** effect ( $\text{Fe}_{70}\text{Pd}_{30}$ ) in a national project with the NIC and as part of an MNT-ERA-NET project, and due to their potential for use in perpendicular recording (Co-Pt). Since the MSM effect is composition sensitive, an electrochemical kinetic study of the Fe-Pd deposition was made on flat and porous templates. It was found that the deposition of both ions is irreversible and diffusion controlled, with the diffusion and kinetics being faster on the flat electrode. Based on the obtained parameters pulsed-plated conditions for achieving  $\text{Fe}_{70}\text{Pd}_{30}$  nanowires with constant composition were proposed. Deposited  $\text{Fe}_{70}\text{Pd}_{30}$  nanowires had a face-centred tetragonal crystal structure, which was successfully transformed to a face-centred cubic structure via thermal annealing and quenching, which is the basis for the MFM effect. For the biomedical purposes the Fe-Pd nanowires were additionally coated with  $\text{SiO}_2$ , which increases their functionality. Co-Pt nanowires with different

**In 2012 we began our role as coordinators of the EU FP7 project "Replacement and Original Magnet Engineering Options" (ROMEO). The project aims to reduce the dependence of European industry on expensive and erratic supplies of rare-earth raw materials, primarily from China.**

**We successfully used electrophoretic deposition as a method to effectively coat the surface of a Nd-Fe-B sintered magnet with  $\text{Dy}(\text{Tb})\text{F}_3$  powder and achieve 30 % higher coercivities with an optimized amount of expensive heavy rare earth (Fig. 4).**




Figure 1: Meteorite Jesenice. (a) Typical porphyritic olivine chondrule and (b) porphyritic olivine chondrule containing relict olivine grain (marked by arrow). Transmitted light microscopy, crossed polars.

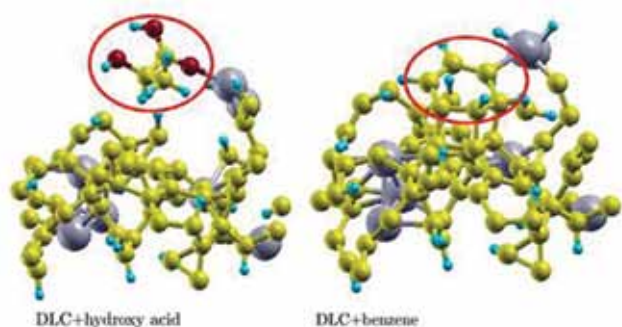


Figure 2: Bond formation between the surface of a doped DLC and hydroxy acid or benzene.

aspect ratios were electrodeposited into porous alumina templates. It was found that the direction of the magnetization easy axis can be tailored from parallel to perpendicular, taking into account all the involved anisotropies. The magnetic force microscopy study revealed that by increasing the aspect ratio, the Co-Pt system transforms from a mono-domain to a multi-domain structure, leading to a coercivity reduction for high aspect ratios. The ability to tailor the easy magnetization axis direction finds applications in perpendicular recording, since more information can be stored in a perpendicular geometry.

In our research on **magnetocaloric materials** based on  $Gd_5(Si,Ge)_4$  we found that the microstructure has a large effect on the magnetic properties. The orthorhombic-monoclinic structural change, which occurs under the influence of an external magnetic field, usually happens at a field below 1

Tesla. If we modify the microstructure with small substitutions of iron and fast cooling of the melt, we modify the microstructure in such a way that the structural change occurs at higher magnetic fields. It was also found that for a correct calculation of the magnetic entropy change from the magnetic data one has to use thermo-magnetic data measured at a constant magnetic field.

In the research on intermetallic magnetocaloric materials based on amorphous iron alloys with added transition metals we want to achieve a compromise between a high magnetocaloric effect and a low magnetic ordering temperature. Adding metals usually increases the magnetocaloric effect, but also increases the magnetic ordering temperature much above room temperature. We focused our research on adding nickel to the alloy  $Fe_{89}Ni_xZr_{10}Cu$  ( $x=0-8$ ) and achieved a remarkable increase in the magnetocaloric effect with a modest increase in the magnetic ordering temperature.

$MgH_2$ -based systems have the highest potential to be used as hydrogen storage material. The DOE goal for 2015 is 4.5 wt.% of H, whereas pure  $MgH_2$  yields 7.6 wt.%. However, the sorption kinetics is very slow, which restricts its application either in hydrogen fuel-cell powered vehicles or NiMH batteries. Therefore, numerous attempts are performed worldwide to improve sorption kinetics by the addition of various dopants, i.e., pure transition metals (and rare earths) in nano-form, their alloys, oxides, carbides and halogenides, via surface modification using gentle planetary milling in order to achieve a catalytic effect. Most of these additives improve the sorption kinetics and as expected lower the capacity, as well. Nevertheless, to the

best of our knowledge there are no reports in the literature about using quasicrystals of any kind or any system for this purpose. Thus, we prepared icosahedral Ti-Zr-Ni-based quasicrystals and mixed them with commercial  $MgH_2$  and ball-milled the mixture for several hours. In parallel, we milled pure  $MgH_2$  in order to eliminate the effect of particle size reduction on the kinetics. Using mass spectrometry we found a 60°C lower temperature of hydrogen desorption after 36 hrs of milling in the case when (5 wt.%) quasicrystals were used as compared to pure  $MgH_2$ .

In 2012 we modelled the absorption molecules present in lubricants at the DLC surface and found that the strongest bonds were formed between the metallic dopants from the DLC and the oxygen atoms from the molecule COOH or OH groups (Fig. 2). On the basis of *ab-initio* calculations we determined the most probable muon stopping-sites in some complex magnetic systems. We also worked on the implementation of the density-matrix-renormalization-group method (DMRG).

Within the **European fusion programme**, in which we have already collaborated for eight years, the most important result is the optimisation of the SITE-P process developed in our laboratory. The process involves the electrophoretic infiltration/deposition of SiC powder to fill the voids within

the SiC-fabric and enables the fabrication of a 3-dimensional SiC<sub>v</sub>/SiC composite for the first-wall blanket in future fusion-power plants. We demonstrated the possibility of up-scaling the process and have fabricated a set of samples for mechanical characterisation. Special attention was paid to an increase in the thermal conductivity of the composites by microstructural control. As a result, high values were achieved, i.e., 60 W/mK at room temperature and 30 W/mK at 1000 °C, which places the SITE-SiC/SiC among the best related materials (Fig. 3).




Figure 3: The SITE-SiC/SiC plate

**Within the European fusion programme, in which we have already collaborated for eight years, the most important result is the optimisation of the SITE-P process developed in our laboratory. The process involves the electrophoretic infiltration/deposition of SiC powder to fill the voids within the SiC-fabric and enables the fabrication of a 3-dimensional SiC<sub>v</sub>/SiC composite for the first-wall blanket in future fusion-power plants.**

**Electrophoretic deposition** was also used in the fabrication of a SiC-based ceramic composite reinforced with carbon nanotube (SiC-CNT), where we achieved a homogeneous distribution of CNT within the ceramic matrix. A comprehensive study of the electrokinetic properties of suspensions also resulted in the successful electrophoretic deposition of bulk parts of thermoplastic polymer polyether-ether-ketone (PEEK), which is a topic of research in collaboration with the Mechanical Engineering Faculty, University of Ljubljana. The same process has also been tested as a method for coating metallic gears with PEEK (collaboration with the Mechanical Engineering Faculty, University of Maribor).

In the frame of research of **materials for use in medicine**, we continued the study of the properties of TiO<sub>2</sub> coating on a Ti<sub>6</sub>Al<sub>4</sub>V alloy formed by a hydrothermal treatment of the alloy. It was confirmed that the thin crystalline (anatase) coating significantly reduces the leaching of aluminium and vanadium ions from the alloy, improves the wetting and contributes to improved bone attachment. Special attention has been paid to the photocatalytic properties in correlation with the bacteriostatic behaviour (BioTiNet, FP7-ITN).

Results of the research of **bioactive glass**, which was developed within the scope of the FP6-IP-SME project "Meddelcoat", have been published in International Orthopaedics, where the observed beneficial effect of a bioactive glass coating on a metal implant on osseointegration was presented. The research of bioactive glass was also carried on within an informal collaboration with Educell d.o.o., where bioactive glass has been studied as a candidate material for use in bone-tissue engineering regeneration. The effect of powder and sintered bioactive glass on cells has been evaluated and compared. In addition, research with bioactive glass in the form of a paste or gel for the reduction of dentine hypersensitivity after professional teeth bleaching was started as an informal collaboration with Dental Studio (Fig. 5).

Within the frame of the COST action NAMABIO "From nano to macro biomaterials (design, processing, characterization, modelling) and applications to stem cells regenerative orthopaedic and dental medicine" a collaboration was established with a world-leading research group in the field of tissue engineering at the University of Minho in Portugal. A set of biodegradable and bioactive nano-composite scaffolds was prepared and characterised. The composite scaffold, supposed to be used as a cell-support in the regeneration of large osteochondral defects, is composed of natural polymer (gellan gum) reinforced with nanoparticulate bioactive glass powder. With the addition of bioactive glass we achieved bioactivity (precipitation of hydroxyapatite in body fluid) and favourable biodegradation, which are both important for new bone formation. A significant improvement of the mechanical properties was also observed: Young's modulus was five times higher for the composite material than for biopolymer material alone. This is ascribed not only to the presence of particles but also to the increased concentration of calcium ions, allowing the more intensive cross-linking of monomer gellan gum molecules (Fig. 6).

In the field of **ZnO-based varistor ceramics** we studied the influence of the Bi<sub>4</sub>Ti<sub>3</sub>O<sub>12</sub> (BIT) addition on grain growth and microstructure development. A homogeneous microstructure development was achieved during the rapid release and efficient distribution of TiO<sub>2</sub>, which triggered the formation of inversion boundaries (IBs) in ZnO grains. It can be achieved by instant decomposition of the BIT to TiO<sub>2</sub>-rich Bi<sub>2</sub>O<sub>3</sub> liquid phase in samples suddenly exposed to temperatures above 1100°C. The results are important for the development of varistor ceramics with very low breakdown voltages below 50V/mm.

The development of thick-film varistors was focused on studying the influence of organic vehicles and the amount of added varistor powder filler on the rheological characteristics of pastes and their screen printing performance.

Simple and cheap low-temperature hydrothermal synthesis at 90°C enabled the preparation of ZnO films with high optical transparency over 80% and a low resistivity. For the growth of a smooth, dense and highly (0001) oriented polycrystalline ZnO film from a solution of Zn-nitrate during the addition of Na-citrate a proper nucleation layer of ZnO on glass is required. The formation of a ZnO nucleation layer and the influence of its characteristics on the growth and optical properties of the ZnO films were studied. A highly homogeneous and continuous nucleation layer of well-connected ZnO grains with sizes from 30 to 100 nm, which enable the hydrothermal growth of a highly transparent ZnO film, can be prepared from a Zn-acetate layer with a thickness of at least 90 nm at temperatures of calcinations between 350 and 600°C. The higher is the number of the ZnO nuclei per unit area, the thinner the

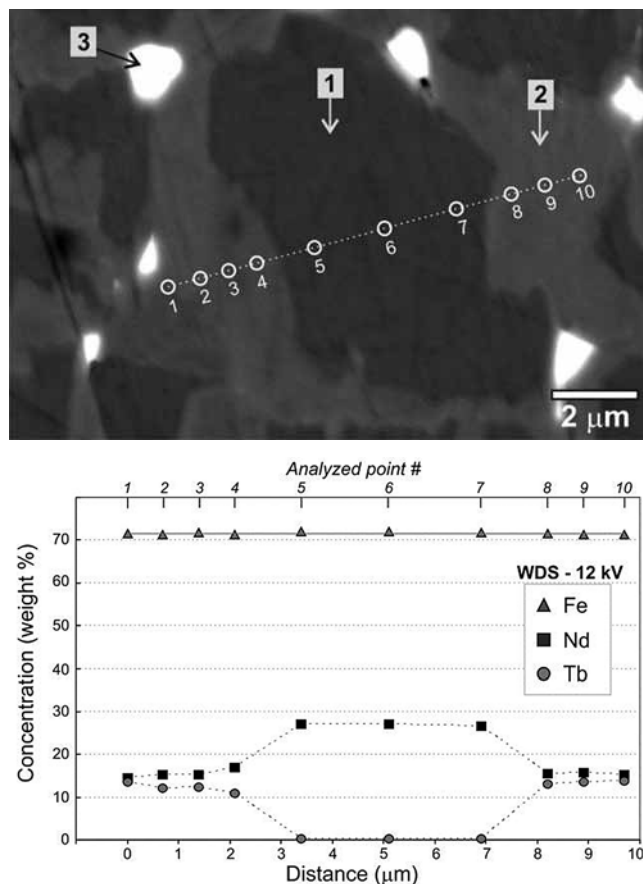


Figure 4: Core-shell structure of the grains in Nd-Fe-B magnets and WDS analysis, which shows the Tb distribution that contributes to the coercivity improvement of 30%.



ZnO film with higher density, superior (0001) orientation and hence higher transparency can be obtained in hydrothermal growth. At lower thicknesses of Zn-acetate layer and higher calcination temperatures a discontinuous nucleation layer formed from larger and separated ZnO grains, resulting in a poorly textured and porous ZnO film with a low optical transparency. Economical ZnO films can replace transparent-conductive ITO (In-Sn-O) films with rare and hence expensive In, which nowadays dominates in technologies of flat-panel displays and solar cells.

We continued with a study of the nucleation and crystallization of **ZnO nanoparticles** using electron microscopy and SAXS (small-angle X-ray scattering) and explained the mechanisms of crystallization and the transformation of zinc-hydroxide to zinc oxide.

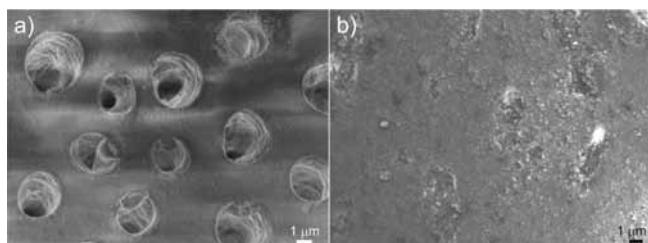


Figure 5: a) Open dentin tubules causing dentin hypersensitivity and b) dentin tubules closed due to the re-mineralization after treatment with bioactive glass.

In collaboration with the company VARSİ we continued the development of nano-varistors and special varistors with a high stability of leakage current under a dc field for applications in the overvoltage protection of renewable energy systems (solar panels and wind-turbine generators).

The development of oxide **thermoelectric materials** of n-type was focused on studying the influence of composition and firing temperature on the formation of the phases in the  $(\text{ZnO})_x\text{In}_2\text{O}_3$  homologous series, microstructure, structure and consequently thermoelectric characteristics. In the development of p-type thermoelectric materials the preparation of highly textured samples of  $\text{Ca}_3\text{Cu}_4\text{O}_9$  compound was studied and its synthesis using spark plasma sintering (SPS) method. A Z-meter was constructed for

measurements of the thermoelectric characteristics up to a temperature of 1000K. The first test measurements of our samples up to temperatures of 750°C were made and the obtained results are comparable with the results obtained on commercial instruments.

Within the investigation of other potential thermoelectric materials we synthesized n-type thermoelectrics based on  $\text{SrTiO}_3$ ,  $\text{Sr}_2\text{TiO}_4$  and  $\text{Sr}_3\text{Ti}_2\text{O}_7$  doped with different amounts of  $\text{Nb}_2\text{O}_5$  in  $\text{Gd}_2\text{O}_3$ . We expect that the incorporation of dopants will beneficially increase the electrical conductivity of these perovskite-based ceramics. Additionally, by controlling the intergrowth of Ruddlesden-Popper layers within the perovskite matrix in non-stoichiometric  $\text{Sr}_2\text{TiO}_4$  and  $\text{Sr}_3\text{Ti}_2\text{O}_7$  we intend to reduce the thermal conductivity.

The synthesis of perovskite **BaTiO<sub>3</sub> nanorods** via sol-gel electrophoretic deposition into anodic aluminium oxide (AAO) membranes has proven to be very successful and useful. When measuring the electrical properties

of BaTiO<sub>3</sub> nanorods we have come up with interesting scientific findings, which were published in the journal Nanotechnology. In the article "Characterization of Individual Barium Titanate Nanorods and Their Assessment as Building-Blocks of New Circuit Architectures" we reported on the integration of individual BaTiO<sub>3</sub> nanorods into simple circuit architectures. At the beginning of 2012 this work received the title of "Best journal highlights articles". The Slovenian journal Finance also published an article on the BaTiO<sub>3</sub> humidity nanosensors.

We continued the study of nucleation and synthesis of **titania nanoparticles** in anatase and rutile crystal form and thin-titania films on metal substrates using hydro and solvothermal methods. The influence of process parameters (the used solvents were water, isopropoxide, glycerol, etc.) on the size, morphology and photocatalytic efficiency of particles and thin films were studied. We were able to tailor the morphology of titania nanoparticles in the form of rods, bipyramids, stars, flowers, sea-urchins, etc. The explanation of the nucleation and growth of anatase particles to the specific morphologies were published in Journal of Crystal Growth.

In the field of photovoltaics we assembled and tested the semi-flexible DSSC (dye-sensitized solar cells) solar cells. For the flexible substrate the titanium foil was used and anodized. The produced thin oxide layer of 2-D ordered TiO<sub>2</sub> nanotubes serves as an active component of DSSC cells.

We optimized the parameters for the anodization of aluminium foil and alloys. The obtained oxide layer was coloured by the selected ion. In the case of copper ions we get ampurple colour of the oxide layer. This work is a cooperation with the department of thin films and surfaces (F3) and Impol industry within an ARRS project.

In collaboration with colleagues from Department of Materials Physics, Montanuniversität Leoben and Erich Schmid Institute of Material Science, Austrian Academy of Sciences, Leoben, Austria a systematic study of the effect of focused ion beam (FIB) fabrication on the mechanical properties of miniaturized mechanical tests by means

**In the article "Characterization of Individual Barium Titanate Nanorods and Their Assessment as Building-Blocks of New Circuit Architectures" we reported on the integration of individual BaTiO<sub>3</sub> nanorods into simple circuit architectures. At the beginning of 2012 this work received the title of "Best journal highlights articles".**




Figure 6: Wall of composite scaffold (left) and hydroxyapatite on the composite as evidence of bioactivity (right).

of advanced analytic and *in situ* transmission electron microscopy (TEM) was performed. This study deals with the influence of a few nanometre sized crystal defects on the mechanical properties of miniaturized components. Although the formation of these defects is unwanted, they represent an inevitable side effect in the material manipulation by the focused ion beam, a very common technique used worldwide, especially in microelectronics. Through a combination of mechanical and atomic-resolution analytical techniques a mechanism was determined on how these defects degrade the material properties, but much more important a suitable heat treatment was established that can drastically reduce the amount of such defects, which provides an extremely usefully procedure for the material healing. This work was published in Philosophical Magazine. The importance of the study of the effect of FIB fabrication on the mechanical properties of miniaturized mechanical tests by means of advanced analytic and *in situ* TEM was recognized by the Austrian Society for Electron Microscopy by awarding the associated paper with the **Fritz Grasenick Award 2012**, which represents the highest national award in the field of electron microscopy.

In collaboration with the University of Ljubljana, NTF, Department of Geology systematic electron microscopy studies of the meteorite Jesenice were initiated. Meteorite Jesenice (3.61 kg), which hit Slovenia in 2009 represents the most preserved stony meteorite - chondrites in Slovenia and probably also in Europe, which provides an unique opportunity for better understanding of the formation and the evolution of our Solar system in the period of ~4.6 billion years ago. As a result of first studies, interestingly, inside one of the chondrula a relict crystal grain composed of olivine mineral was found. Relict is a possible remnant of previous generation of chondrules, which can date even before the existence of our Solar system and therefore represents one of the oldest if not the oldest object ever found on our planet (Fig. 1).

We characterized semiconducting BiSe, Bi<sub>2</sub>Se<sub>3</sub> and PbSe obtained by mechanochemical synthesis for applications in optoelectronic devices. In our latest research work we focused on the MgO-Al<sub>2</sub>O<sub>3</sub>-BeO ternary system. The two end-members of this system - MgAl<sub>2</sub>O<sub>4</sub> spinel and BeAl<sub>2</sub>O<sub>4</sub> chrysoberyl - are both well-known and technologically interesting materials, whereas the ternary Be-Mg-Al oxides (taaffeites) are recognized mainly in the geological community as naturally occurring precious minerals. In our experimental work we directly revealed for the first time that twinning in MgAl<sub>2</sub>O<sub>4</sub> is chemically triggered by the addition of BeO and that the structure of twins is closely related to the structure of taaffeites. The nucleation and growth mechanism of twinned crystals is explained on the so-called twin-induced exaggerated grain growth theory. Our findings will be important for future engineering of spinel-based materials. A paper on this subject is submitted to CrystEngComm.

A scientific monograph entitled **Minerals of the mercury ore deposit Idria** was published in three languages, Slovene, German and English, the latter by the renowned international scientific publisher Springer Verlag. Mineralogy is explained in terms of geological processes that were active during the formation of the ore deposit. The central part of the book is dedicated to the main mineral of the ore deposit, cinnabar. It occurs in a variety of crystal forms, of which the most special are the lateral interpenetration twins. The book is written for a broad readership, and is interesting for geologists, mineralogist and crystallographers, as well as for those interested in the history of mineral collecting in Idria.

One of the most important research areas of the group is the implementation of various electron microscopy analytical techniques within the existing EU project **ESTEEM2**, such as electron energy-loss spectroscopy (EELS), high-resolution scanning transmission electron microscopy (STEM, HAADF-STEM) electron holography and mechanical preparation of the TEM samples. The research group is additionally strongly involved in managing the Center for Electron Microscopy within the frame of the national infrastructure Center for Microstructural and Surface analysis. Implementation of various electron microscopy analytical techniques and the possibility for researchers to access research infrastructure for electron microscopy is of utmost importance for numerous research institutions, industrial partners, as well as for graduate and post-graduate education.

In the frame of this research we have also successfully implemented the advanced, improved methods of high-resolution scanning electron microscopy (FEGSEM) and energy-dispersive and wavelength-dispersive X-ray spectroscopies (EDS, WDS) for the materials characterization on sub-micrometre and nanometre scales, such as TiO<sub>2</sub> and ZnO nanoparticles, FePd and CoPt nanorods and thin films and Tb-doped NdFeB sintered permanent magnets. Using the electron backscatter diffraction (EBSD) method we have analysed the grains orientation and

**The importance of the study of the effect of FIB fabrication on the mechanical properties of miniaturized mechanical tests by means of advanced analytic and *in situ* TEM was recognized by the Austrian Society for Electron Microscopy by awarding the associated paper with the Fritz Grasenick Award 2012, which represents the highest national award in the field of electron microscopy.**

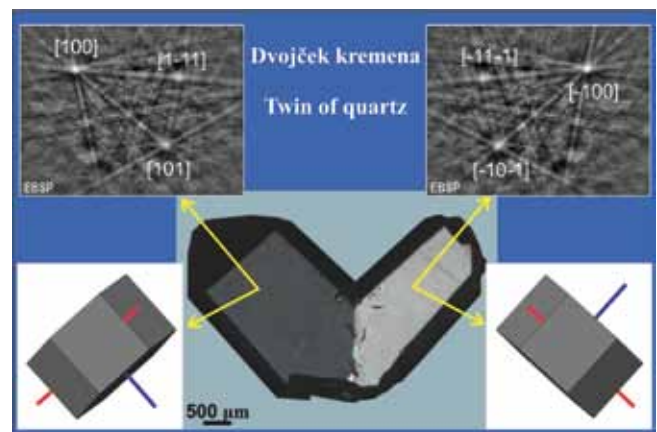


Figure 7: Twin of quartz - using the electron backscatter diffraction (EBSD) method we have accurately determined the crystal orientation and so directly confirmed the presence of Japanese twin in this natural quartz crystal.

texture in polycrystalline ZnO-ceramic thin films. With EBSD we have quantitatively evaluated and determined the type of twins in natural quartz ( $\text{SiO}_2$ ) crystals (Fig. 7).

For industrial partners and other research institutions we have performed the analyses and expertise related to microstructural characterization of various materials in order to solve technological problems in production and/or in the research and development of new products. The main collaborations were realized with SwatyComet Maribor, Cinkarna Celje, ITW Metallflex Tolmin, IFB Inštitut za fizikalno biologijo Ljubljana, Belinka Ljubljana, RC SIMIT Kidričevo, UL-NTF Oddelek za tekstilstvo Ljubljana, Ortopedska Bolnišnica Valdoltra Ankaran.

### Some outstanding publications in the past year

1. Novak, S., Iveković, A.: SiC-CNT composite prepared by electrophoretic co-deposition and polymer infiltration and pyrolysis process. *J. phys. chem., B Condens. mater. surf. interfaces biophys.*, [in press] 2012, p. 6
2. Žužek Rožman, K., Pečko, D., Šturm, S., Maver, U., Nadrah, P., Bele, M., Kobe, S.: Electrochemical synthesis and characterization of  $\text{Fe}_{70}\text{Pd}_{30}$  nanotubes for drug-delivery applications. *Mater. chem. phys.*, 2012, vol. 133, issue 1, pp. 218-224
3. Kiener, D., Zhang, Z., Šturm, S., Cazottes, S., Imrich, P.J., Kirchlechner, C., Dehm, G.: Advanced nanomechanics in the TEM: Effects of thermal annealing on FIB prepared Cu samples. *Philos. mag.*, 2012, vol. 92, no. 25-27, pp. 3269-3289
4. Drnovšek, N., Novak, S., Dragin, U., Čeh, M., Gorenšek, M., Gradišar, M.: Bioactive glass enhances bone ingrowth into the porous titanium coating on orthopaedic implants. *Int. orthop.*, 2012, vol. 36, no. 8, pp. 1739-1745
5. Podlogar, M., Richardson, J.J., Vengust, D., Daneu, N., Samardžija, Z., Bernik, S., Rečnik, A.: Growth of transparent and conductive polycrystalline (0001)-ZnO films on glass substrates under low-temperature hydrothermal conditions. *Adv. funct. mater. (Print)*, 2012, vol. 22, no. 15, pp. 3136-3145

### Awards and appointments

1. Martina Lorenzetti, Saša Novak, Spomenka Kobe, 2nd best oral presentation in Young researchers section, 20th Jubilee Conference on Materials and Technology, 17.-19. 10. 2012, Portorož, Slovenia, given by the conference committee. Awarded contribution: Investigation of the properties of Titania coatings on Ti-based alloys substrates for body IMP.

### Organization of conferences, congresses and meetings

1. The 20<sup>th</sup> Jubilee Conference on Materials and Technology, Portorož, Slovenia, 17.-19. 10. 2012 (co-organisation)
2. C-MAC Days 2012, AGH University of Science and Technology, Krakow, Poland, 10.-13. 12. 2012 (membership in Science Board and General Assembly and European integrated Center for the Development of New Metallic Alloys and Compounds (C-MAC))
3. Fusion Expo: Energie Fusion, Energie du futur, Faculté des Sciences et technologies, Nancy, France, 26. 1.-4. 2. 2012 (co-organisation)
4. Fusion Expo: Energie Fusion, Energie du futur, Printemps des Sciences, Centre de Culture Scientifique, Coulliet, Charleroi, Belgium, 16. 3.-20. 4. 2012 (co-organisation)
5. Fusion Expo, Stefan Days, Jožef Stefan Institute, Ljubljana, Slovenia, 24. 3. 2012 (co-organisation)
6. Fusion Expo, La Fusion, l'Energie du futur, Visiatome, CEA Marcoule UCCAP, Bagnols-sur-Cèze, France, 12. 5.-8. 7. 2012 (co-organisation)
7. Fusion Expo, Karlsruhe Institute of Technology (KIT), Karlsruhe, Germany, 3.-14. 9. 2012 (co-organisation)
8. 27<sup>th</sup> Symposium on Fusion Technology 2012 - SOFT, Fusion Expo, Fusion, Énergie du futur, Palais des Congrès of Liège, Liège, Belgium, 19. 9.-5. 10. 2012 (co-organisation)
9. Light12 event - European Night of Research, Planetario e museo astronomico, Rome, Italy, 29. 9. 2012 (co-organisation)
10. Fusion Expo: Energia da Fusione, Per il Futuro, Festival della Scienza, Universitaria di Genova, Genoa, Italy, 25. 10.-4. 11. 2012 (co-organisation)
11. Fusion Expo: ITER et la Fusion, L'Energie du Futur, Aix-en-Provence, France, 13.-28. 11. 2012 (co-organisation)

### Patents granted

1. Saša Novak, Nataša Drnovšek, Gregor Murn, Bone implants with multilayered coating and process of their preparation, SI23420 (A), Urad RS za intelektualno lastnino, 31.1.2012



## INTERNATIONAL PROJECTS

7. FP - ROMEO, Replacement and Original Magnet Engineering Options  
European Commission  
Prof. Spomenka Kobe
- FP - NANOPYME; Nanocrystalline Permanent Magnets Based on Hybrid Metal-Ferrites  
European Commission  
Asst. Prof. Paul John McGuinness
6. FP - ESTEEM; Enabling Science and Technology through European Electron Microscopy  
European Commission  
Prof. Miran Čeh
- FP - EURATOM; Public Information; Research Unit, Administration and Services RU-FU; Annex 3 to Contract 3211-08-000102, FU07-CT-2007-00065  
Ministry of Higher Education, Science and Technology  
Asst. Prof. Saša Novak Krmpotič
7. FP - EURATOM; Development of Beta SiC Fibres with W Core - 4.1.1.1.-FU; Annex 2 to Contract 3211-08-000102, FU07-CT-2007-00065  
Ministry of Higher Education, Science and Technology  
Asst. Prof. Goran Dražič
7. FP - BioTiNet; Academic-Industrial Initial Training network on Innovative Biocompatible Titanium-based Structures for Orthopaedics  
European Commission  
Prof. Spomenka Kobe
7. FP - 2020 Interface; Nanoscale of Tribological Interfaces for Clean and Energy-Efficient Diesel and Gasoline Power Trains  
European Commission  
Asst. Prof. Matej Andrej Komelj
7. FP - MACAN; Merging Atomistic and Continuum Analysis of Nanometer Length-scale Metal-oxide Systems for Energy and Catalysis Applications  
European Commission  
Asst. Prof. Aleksander Rečnik
7. FP - ESTEEM 2; Enabling Science and Technology through European Electron Microscopy  
European Commission  
Prof. Miran Čeh
- FP - EURATOM; Development of Dense Beta SiC Matrix in 3D Preform - 4.1.1.2.-FU; Annex 2 to Contract 3211-08-000102, FU07-CT-2007-00065  
Ministry of Higher Education, Science and Technology  
Asst. Prof. Saša Novak Krmpotič
- Fusion Expo Support Action under EFDA Work Programme, Task Agreement WP10-PIN-FUSEX  
Ministry of Higher Education, Science and Technology  
Asst. Prof. Saša Novak Krmpotič
- FP - EURATOM, MHEST Association; Development of Dense Beta-SiC Matrix in 3D Preform - 4.1.1.2. - FU  
Ministry of Education, Science and Sport  
Asst. Prof. Saša Novak Krmpotič
- FP - EURATOM, MHEST Association; Development of Beta-SiC Fibres with W-CORE SiC Functional Materials - 4.1.1.1. - FU  
Ministry of Education, Science and Sport  
Asst. Prof. Goran Dražič
- COST MP1005, NAMABIO; From Nano to Macro Biomaterials (Design, Processing, Characterization, Modelling) and Applications to Stem Cells Regenerative Orthopedic and Dental Medicine  
COST Office  
Asst. Prof. Saša Novak Krmpotič
- MODEF - Creazione e sperimentazione congiunta di modelli per l'ottimizzazione dell'utilizzo di energia fotovoltaica  
Unindustria Rovigo  
Dr. Zoran Samardžija
- Electron Energy-Loss Spectroscopy of Boron Incorporation in Strontium Aluminate  
Slovenian Research Agency  
Asst. Prof. Sašo Šturm
- Minerals as a Precursors for Advanced Technologies  
Slovenian Research Agency  
Asst. Prof. Nina Daneu
- Microstructural Investigation of Materials for Hydrogen Storage and Correlation with Desorption Properties  
Slovenian Research Agency  
Asst. Prof. Sašo Šturm
- Experimental and Theoretical Investigation of Hydrogen Sorption in Mg-Zr-Fe-Ni and Ti-Fe-Ni Systems  
Slovenian Research Agency  
Dr. Andraž Kocjan
- NSFM: Novel Smart Filtration Media  
Dr. Kristina Žužek Rožman

## RESEARCH PROGRAM

- Nanostructured Materials  
Prof. Spomenka Kobe

## R & D GRANTS AND CONTRACTS

- New metallic materials for thermal storage of digital information  
Dr. Andraž Kocjan
- Near-net shape nanoparticle-reinforced polymer-composites for highly-loaded advanced mechanical components with superior tribological performance  
Asst. Prof. Saša Novak Krmpotič
- Novel functionalized nanomaterials for applications as nano- or biosensors/actuators/bioresponsive (carrier) systems  
Dr. Kristina Žužek Rožman
- Twinning, epitaxy and phase transformations in minerals  
Asst. Prof. Nina Daneu
- Electron microscopy and microanalysis of materials on submicrometer scale  
Dr. Zoran Samardžija
- Hydrothermal synthesis of strongly adhered TiO<sub>2</sub> photocatalytic coatings on metallic substrates  
Asst. Prof. Goran Dražič
- Microbial adhesion management on material surfaces  
Asst. Prof. Goran Dražič
- Development of the model of the system for intelligent support of the selection of suitable powder material when developing sintered products  
Asst. Prof. Saša Novak Krmpotič
- Modification of TiO<sub>2</sub> nanoparticle surface: prevention of agglomeration and preservation of intrinsic properties  
Asst. Prof. Aleksander Rečnik
- Innovative production systems for vaccines and regenerative medicine  
Asst. Prof. Aleksander Rečnik
- Exploration and preservation of mineralogical heritage  
Asst. Prof. Aleksander Rečnik
- High-coercivity Nd-Fe-B bonded magnets for automotive applications  
Prof. Spomenka Kobe
- Protected Permanent Magnets for Advanced High-Temperature Applications  
Asst. Prof. Paul John McGuinness
- Materials and technologies for applications of ZnO-based thick-film varistors and oxide thermoelectrics  
Asst. Prof. Slavko Bernik
- Colour, absorption and protective nanolayer coatings for aluminium alloy  
Prof. Miran Čeh

## NEW CONTRACTS

- Cofinancing of the L2-4097 application project: High-coercivity Nd-Fe-B bonded magnets for automotive applications  
Kolektor Group, d. o. o.  
Prof. Spomenka Kobe
  - Cofinancing of the L2-4192 application project: Materials and technologies for applications of ZnO-based thick film varistors and oxide thermoelectrics  
Varsi, d. o. o. and Kekon, d.o.o.  
Asst. Prof. Slavko Bernik
- Cofinancing the L2-4099 application project: Protected permanent magnets for advanced high-temperature applications  
Magneti Ljubljana, d. d.  
Asst. Prof. Paul John McGuinness

## VISITORS FROM ABROAD

- Prof. Jean-Marie Dubois, Institut Jean Lamour, Nancy, France, 17.-22. 2. 2012
- Prof. Michael Gasik, Aalto University School of Science and Technology, Faculty of Chemistry and Materials Science and Engineering, Espoo, Finland, 15.-17. 4. 2012
- Süleyman Kahraman, M.Sc., Mustafa Kemal University, Physics Department, Hatay, Turkey, 29. 3.-1. 9. 2012
- Prof. Jean-Marie Dubois, Institut Jean Lamour, Nancy, France, 26. 4. 2012
- Prof. Aldo R. Boccaccini, Universität Erlangen, Erlangen, Germany, 6.-11. 5. 2012
- Prof. Hans Jorg Meisel, BG Clinic Bergmannstrost, Department of Neurosurgery, Halle, Germany, 27.-29. 5. 2012
- Prof. Mauro Alini, AO Research Institute, Davos Platz, Switzerland, 27.-29. 5. 2012

8. Prof. Thimios Mitsiadis, University of Zürich, Institute of Oral Biology, Zürich, Switzerland, 27.-29. 5. 2012
9. Prof. Andras Dinnyes, BioTalentum Ltd., Godollo, Hungary, 27.-29. 5. 2012
10. Prof. Dinko Mitrečić, School of Medicine, University of Zagreb, Zagreb, Croatia, 27.-29. 5. 2012
11. Prof. Adrian Manescu, Università Politecnica delle Marche, Dip. DISCO, Ancona, Italy, 27.-29. 5. 2012
12. Prof. Nenad Filipović, University of Kragujevac, Kragujevac, Serbia, 27.-29. 5. 2012
13. Prof. Petros Koidis, Aristotle University of Thessaloniki, School of Dentistry, Solun, Greece, 27.-29. 5. 2012
14. Prof. Vitor Corello, Department of Polymer Engineering, University of Minho, Caldas das Taipas, Guimarães, Portugal, 27.-29. 5. 2012
15. Prof. Janis Locs, Riga Technical University, Riga Biomaterials Innovation and Development Centre Leading Researcher, Riga, Latvia, 27.-29. 5. 2012
16. Prof. Robert Zorec, Laboratory of Neuroendocrinology - Molecular Cell Physiology, Medical Faculty, University of Ljubljana, Ljubljana, Slovenia, 27.-29. 5. 2012
17. Asst. Prof. Mehmet Ali Gülgün, Melike Mercan Yildizhan, Sabanci University, Istanbul, Turkey, 27. 5.-3. 6. 2012
18. Asst. Prof. Cleva Ow-Yang, Faculty of Engineering and Natural Sciences, Sabanci University, 27. 5.-3. 6. 2012, 24. 10. 2012, 19.-23. 12. 2012
19. Dr. Goran and Dr. Zorica Branković, Institute for Multidisciplinary Research, Belgrade, Serbia, 19.-27. 8. 2012
20. Hattori Yuto, Tokyo Institute of Technology, Tokyo, Japan, 29. 9. 2012-1. 3. 2013
21. Dr. Jelena Pantić, Vinča Institute of Nuclear Sciences, Beograd, Serbia, 9.-14. 9. 2012
22. Dr. Aleksandar Devečerski, Vinča Institute of Nuclear Sciences, Beograd, Serbia, 9.-14. 9. 2012
23. Dr. Branko Matović, Vinča Institute of Nuclear Sciences, Beograd, Serbia, 9.-14. 9. 2012
24. Prof. A. C. Cefalas, National Hellenic Research Foundation - NHRF, Athens, Greece, 22.-25. 10. 2012
25. Prof. Dragica Stojić, Vinča Institute of Nuclear Sciences, Beograd, Serbia, 23.-26. 9. 2012
26. Katarina Čirić, Vinča Institute of Nuclear Sciences, Beograd, Serbia, 23.-26. 9. 2012
27. Jana Radaković, Vinča Institute of Nuclear Sciences, Beograd, Serbia, 23.-26. 9. 2012
28. Dr. Nikola Novaković, Vinča Institute of Nuclear Sciences, Beograd, Serbia, 29. 10.-4. 11. 2012
29. Dr. Jasmina Grbović Novaković, Vinča Institute of Nuclear Sciences, Beograd, Serbia, 29. 10.-4. 11. 2012
30. Dr. Ljiljana Matović, Vinča Institute of Nuclear Sciences, Beograd, Serbia, 29. 10.-4. 11. 2012
31. Sandra Kurko, M.Sc., Vinča Institute of Nuclear Sciences, Beograd, Serbia, 29. 10.-4. 11. 2012
32. Dr. Branislav Zlatkov, Volkswagen, Wolfsburg, Germany, 5. 10. 2012
33. Dr. Wolfgang Kochanek, Kochanek Entwicklungsgesellschaft, Neustadt, Germany, 5. 10. 2012
34. Dr. Zoran Djinovic, Austrian Center for Medical Innovation and Technology, Wiener Neustadt, Austria, 5. 10. 2012
35. Prof. Rok Romih, Institute of Cell Biology, Medical Faculty, University of Ljubljana, Ljubljana, Slovenia, 24. 10. 2012
36. Dr. Olga Kazakova, National Physical Laboratory, Teddington, United Kingdom, 24. 10. 2012
37. Dr. César de Julián Fernández, CNR - Institute of Molecular Science and Technologies (ISTM), Sesto Fiorentino, Italy, 24. 10. 2012
38. Prof. Josef Vleugels, Katholieke Universiteit Leuven, Leuven, Belgium, 20. 12. 2012
39. Asst. Prof. Mehmet Ali Gülgün, Sabanci University, Istanbul, Turkey, 19.-23. 12. 2012
40. Dr. Anne de Baas, European Commission, Brussels, Belgium, 19.-20. 12. 2012
41. Prof. Oliver Gutfleisch, Technische Universität Darmstadt, Darmstadt, Germany, 19.-20. 12. 2012
42. Dr. Nora Dempsey, Institut Néel CNRS/UJF, Grenoble, France, 19.-20. 12. 2012
43. Damien Le Roy, Institut Néel CNRS/UJF, Grenoble, France, 19.-20. 12. 2012
44. Dr. Thomas Schrefl, Fachhochschule St. Pölten, St. Pölten, Austria, 19.-20. 12. 2012
45. Prof. Stefano Sanvito, Trinity College Dublin, Dublin, Ireland, 19.-20. 12. 2012
46. Prof. Josef Fidler, Technische Universität Wien, Wien, Austria, 19.-20. 12. 2012
47. Dr. Boris Saje, Kolektor Group, d.o.o., Idrija, Slovenia, 19.-20. 12. 2012
48. Dr. Manfred Rührig, Siemens, Erlangen, Germany, 19.-20. 12. 2012
49. Kaan Üstüner M.Sc., Vacuumschmelze GmbH & Co., Hanau, Germany, 19.-20. 12. 2012
50. Dr. Jean-Marc Dubus, Valeo, Creteil, France, 19.-20. 12. 2012
51. Dr. Florian Lampmann, Daimler AG, Ulm, Germany, 19.-20. 12. 2012
52. Annemarie Gemperli, TEMAS AG, Arbon, Switzerland, 19.-20. 12. 2012
53. Dr. Jürgen Höck, TEMAS AG, Arbon, Switzerland, 19.-20. 12. 2012
54. Dr. Thomas Woodcock, Leibniz-Institut für Festkörper- und Werkstoffforschung Dresden, Dresden, Germany, 19.-20. 12. 2012
55. Dr. Nikola Novaković, Vinča Institute of Nuclear Sciences, Beograd, Serbia, 17.-21. 12. 2012
56. Dr. Ljiljana Matović, Vinča Institute of Nuclear Sciences, Beograd, Serbia, 17.-21. 12. 2012
57. Adjelka Djukić, Vinča Institute of Nuclear Sciences, Beograd, Serbia, 17.-21. 12. 2012

## STAFF

### Researchers

1. Asst. Prof. Slavko Bernik
2. Prof. Miran Čeh
3. Asst. Prof. Nina Daneu
4. Asst. Prof. Goran Dražić
5. **Prof. Spomenka Kobe, Head**
6. Asst. Prof. Matej Andrej Komelj
7. Asst. Prof. Paul John McGuinness
8. Asst. Prof. Saša Novak Krmpotič
9. Asst. Prof. Aleksander Rečnik
10. Dr. Zoran Samardžija
11. Asst. Prof. Sašo Šturm
12. Dr. Kristina Žužek Rožman

### Postdoctoral associates

13. Dr. Andraž Kocjan
14. Dr. Benjamin Podmiljšak
15. Dr. Kristina Žagar

### Postgraduates

16. Anže Abram, B. Sc.
17. Muhammad Shahid Arshad, M. Sc.
18. Sandra Drev, B. Sc.
19. Dr. Nataša Drnovšek
20. Ana Gantar, B. Sc.

21. Barbara Horvat, B. Sc.
22. Aljaž Iveković, B. Sc.
23. Marja Jerič, B. Sc.
24. Nina Kostevšek, B. Sc.
25. Mateja Košir, B. Sc.
26. Matic Krivec, B. Sc.
27. Alenka Lenart, B. Sc.
28. Martina Lorenzetti, M. Sc.
29. Darja Pečko, B. Sc.
30. Matejka Podlogar, B. Sc.
31. Mojca Presečnik, B. Sc.
32. *Dr. Katarina Rade, left 01.06.12*
33. Rok Rudež, B. Sc.
34. Marko Soderžnik, B. Sc.
35. David Sojer, B. Sc.\*\*
36. Nadežda Stanković, B. Sc.
37. Janez Zavašnik, B. Sc.

### Technical officers

38. Sanja Fidler, B. Sc.
39. Medeja Gec, B. Sc.

\*\* postgraduate financed by industry

# BIBLIOGRAPHY

## ORIGINAL SCIENTIFIC ARTICLE

1. Marcela Achimovičová, Francisco Jose Gotor, Concepcion Real, Nina Daneu, "Mechanochemical synthesis and characterization of nanocrystalline BiSe, Bi<sub>2</sub>Se<sub>3</sub> semiconductors", *J. mater. sci., Mater. electron.*, vol. 23, no. 10, pp. 1844-1850, 2012.
2. Bojan Ambrožič, Sašo Šturm, Miha Jeršek, Breda Mirtič, "Klasifikacija kamnitih meteoritov in hondrul - primer meteorita Jesenice", *Geologija*, knj. 55, no. 2, pp. 163-180, 2012.
3. Marko Bitenc, Peter Podbršček, Pavo Dubček, Sigrid Bernstorff, Goran Dražič, Bojan Orel, Zorica Crnjak Orel, "The growth mechanism of zinc oxide and hydrozincite: a study using electron microscopies and in situ SAXS", *CrystEngComm (Camb., Online)*, vol. 14, issue 9, pp. 3080-3088, 2012.
4. Iva Bogdanović-Radović, Maja Buljan, M. Karlušić, N. Skukan, Iva Božičević, Milko Jakšić, Nikola Radić, Goran Dražič, Sigrid Bernstorff, "Conditions for formation of germanium quantum dots in amorphous matrices by MeV ions: comparison with standard thermal annealing", *Phys. rev., B, Condens. matter mater. phys.*, vol. 86, no. 16, pp. 165316-1-165316-8, 2012.
5. A. Bollero, S. Fernández, Kristina Žužek Rožman, Zoran Samardžija, M. Grossberg, "Preparation and quality assessment of CuS thin films encapsulated in glass", In: Proceedings of the 8th International Conference on Coatings on Glass and Plastics, ICCG8, June 13-17, 2010, Braunschweig, Germany, *Thin solid films*, vol. 520, no. 12, pp. 4184-4189, 2012.
6. Annabel Braem, Tina Mattheys, Bram Neirinc, Miran Čeh, Saša Novak, Jan Schrooten, Omer Van der Biest, Jef Vleugels, "Bioactive glass-ceramic coated titanium implants prepared by electrophoretic deposition", *Mater. sci. eng., C, Biomim. mater., sens. syst.*, vol. 32, no. 8, pp. 2267-2273, 2012.
7. Janez Buh, Paul J. McGuinness, Nina Daneu, Denis Arčon, "Hydrogenation of the high-coercivity Nd-Fe-Al amorphous alloy", *Intermetallics (Barking)*, vol. 31, pp. 152-156, 2012.
8. Maja Buljan, Uroš Desnica, Iva Bogdanović-Radović, Nikola Radić, Mile Ivanda, Goran Dražič, Sigrid Bernstorff, Václav Holý, "Preparation of regularly ordered Ge quantum dot lattices in amorphous matrices", In: Proceedings of the 13th Joint Vacuum Conference, June 20-24, 2010, Trbské Pleso High Tatras, Slovakia, *Vacuum*, vol. 86, no. 6, pp. 733-736, 2012.
9. Maja Buljan, Nataša Radić, Sigrid Bernstorff, Goran Dražič, Iva Bogdanović-Radović, Václav Holý, "Grazing-incidence small-angle X-ray scattering: application to the study of quantum dot lattices", *Acta crystallogr., A Found. crystallogr.*, vol. 68, no. 1, pp. 124-138, 2012.
10. Dorottya Csákberényi-Malasics, Juan Diego Rodriguez-Blanco, Viktória Kovács Kis, Aleksander Rečnik, Liane G. Benning Benning, Mihály Pósfai, "Structural properties and transformations of precipitated FeS", *Chem. geol.*, vol. 294-295, pp. 249-258, 2012.
11. Katarina Čirić, Andraž Kocjan, Anton Gradišek, Vasilij J. Koteski, Ana M. Kalijadis, Valentin Ivanovski, Zoran V. Laušević, Dragica Lj. Stojić, "A study on crystal structure, bonding and hydriding properties of Ti-Fe-Ni intermetallics - behind substitution of iron by nickel", *Int. j. hydrogen energy*, vol. 37, no. 10, pp. 8408-8417, 2012.
12. Igor Djerdj, Srečo D. Škapin, Miran Čeh, Zvonko Jagličič, Damir Pajić, Bojan Kozlevčar, Bojan Orel, Zorica Crnjak Orel, "Interplay between the structural and magnetic probes in the elucidation of the structure of a novel 2D layered V<sub>4</sub>O<sub>4</sub>(OH)<sub>2</sub>(O<sub>2</sub>CC<sub>6</sub>H<sub>4</sub>CO<sub>2</sub>)<sub>4</sub> DMF", *Dalton trans. (2003. Print)*, vol. 41, issue 2, pp. 581-589, 2012.
13. Nataša Drnovšek, Saša Novak, Urška Dragin, Miran Čeh, Matevž Gorenšek, Marko Gradišar, "Bioactive glass enhances bone ingrowth into the porous titanium coating on orthopaedic implants", *Int. orthop.*, vol. 36, no. 8, pp. 1739-1745, 2012.
14. Nataša Drnovšek, Katja Rade, Radmila Milačič, Janez Štrancar, Saša Novak, "The properties of bioactive TiO<sub>2</sub> coatings on Ti-based implants", *Surf. coat. technol.*, vol. 209, pp. 177-183, 2012.
15. Barbara Horvat, Aleksander Rečnik, Goran Dražič, "The growth of anatase bipyramidal crystals during hydrothermal synthesis", *J. cryst. growth*, vol. 347, issue 1, pp. 19-24, 2012.
16. Jasna Hrenović, Jelena Milenković, Nina Daneu, Renata Matoničkin Kepčija, Nevenka Rajič, "Antimicrobial activity of metal oxide nanoparticles supported onto natural clinoptilolite", *Chemosphere (Oxford)*, vol. 88, issue 9, pp. 1103-1107, 2012.
17. Damir Iveković, Hana Vlasić-Trbić, Robert Peter, Mladen Petravić, Miran Čeh, Boris Pihlar, "Enhancement of stability of Prussian blue thin films by electrochemical insertion of Ni<sup>2+</sup> ions: a stable electrocatalytic sensing of H<sub>2</sub>O<sub>2</sub> in mild alkaline media", *Electrochim. acta*, vol. 78, pp. 452-458, 2012.
18. Shaji Joseph, Sabu Thomas, Kuruvilla Joseph, Uroš Cvelbar, Peter Panjan, Miran Čeh, "Molecular transport of aromatic solvents through oil palm micro fiber filled natural rubber composites: role of fiber content and interface adhesion on transport", *J. adhes. sci. technol.*, vol. 20, no. 1-3, pp. 271-288, 2012.
19. Krunoslav Juraić, Davor Gracin, Igor Djerdj, Andrea Lausi, Miran Čeh, Davor Balzar, "Structural analysis of amorphous-nanocrystalline silicon thin films by grazing incidence X-ray diffraction", In: Proceedings of the E-MRS 2011 spring meeting, Bilateral Energy Conference, May 9-13, 2011, Nice, France, *Nucl. Instrum. Methods Phys. Res. B*, vol. 284, pp. 78-82, 2012.
20. Daniel Kiener, Zheng Zhang, Sašo Šturm, S. Cazottes, P. J. Imrich, C. Kirchlechner, Gerhard Dehm, "Advanced nanomechanics in the TEM: effects of thermal annealing on FIB prepared Cu samples", *Philos. mag. (2003. Print)*, vol. 92, no. 25-27, pp. 3269-3289, 2012.
21. Martin Klanjšek, Anton Gradišek, Andraž Kocjan, Matej Bobnar, Peter Jeglič, Magdalena Wencka, Zvonko Jagličič, Petar Popčević, Jovica Ivkov, Ana Smontara, Peter Gille, M. Armbrüster, Yuri Grin, Janez Dolinšek, "PdGa intermetallic hydrogenation catalyst: an NMR and physical property study", *J. phys., Condens. matter*, vol. 24, no. 8, pp. 085703-1-085703-9, 2012.
22. D. Kleut *et al.* (13 authors), "Comparison of structural properties of pristine and gamma irradiated single-wall carbon nanotubes: effects of medium and irradiation dose", *Mater. charact.*, vol. 72, pp. 37-45, 2012.
23. Andraž Kocjan, Anton Gradišek, Nina Daneu, Tomaž Apih, Paul J. McGuinness, Spomenka Kobe, "Structural and magnetic changes in hydrogenated TiFe<sub>1-x</sub>Ni<sub>x</sub> alloys", *J. magn. magn. mater.*, vol. 324, issue 13, pp. 2043-2050, 2012.
24. Alenka Lenart, Zoran Samardžija, Matjaž Godec, Breda Mirtič, Sašo Šturm, "Twin-boundary formation in Japan-law twinned quartz crystals", *European journal of mineralogy*, vol. 24, no. 3, pp. 509-517, 2012.
25. D. Luković Golić, Zorica Branković, Nina Daneu, Slavko Bernik, Goran Branković, "Solvochemical syntheses of nano- and micro-sized ZnO powders with a controllable morphology", *J. sol-gel sci. technol.*, vol. 63, no. 1, pp. 116-125, 2012.
26. Darko Makovec, Darinka Primc, Sašo Šturm, Alojz Kodre, Darko Hanžel, Mihael Drofenik, "Structural properties of ultrafine Ba-hexaferrite nanoparticles", *J. solid state chem.*, vol. 196, pp. 63-71, 2012.
27. Momir Milosavljević, Ana Grce, Davor Peruško, Marko Stojanović, Janez Kovač, Goran Dražič, Alexander Yu. Didyk, Vladimir A. Skuratov, "A comparison of Ar ion implantation and swift heavy Xe ion irradiation effects on immiscible AlN/TiN multilayered nanostructures", *Mater. chem. phys.*, vol. 133, issue 2-3, pp. 884-892, 2012.
28. Momir Milosavljević, Nikola Stojanović, Dalibor Peruško, B. Timotijević, D. Toprek, Janez Kovač, Goran Dražič, Chris Jaynes, "Ion irradiation induced Al-Ti interaction in nano-scaled Al/Ti multilayers", In: Proceedings of the 18th International Vacuum Congress (IVC-18), International Conference on Nanoscience and Technology (ICN+T 2010), 14th International Conference on Solid Surface (ICSS-14), Vacuum and Surface Science Conference of Asia and Australia (VASSCAA-5), August 23-27, 2010, Beijing, China, *Applied surface science*, vol. 258, no. 6, pp. 2043-2046, 2012.
29. Vincenc Nemanič, Paul J. McGuinness, Nina Daneu, Bojan Zajec, Zdravko Siketić, Wolfgang E. Waldhauser, "Hydrogen permeation through silicon nitride films", *J. alloys compd.*, vol. 539, pp. 184-189, 2012.
30. Saša Novak, Aljaž Iveković, "Fabrication of SiC<sub>f</sub>/SiC composites by SITE-P process", *J. nucl. mater.*, vol. 427, no. 1/3, pp. 110-115, 2012.
31. Ilona Nyirő-Kósa, Aleksander Rečnik, Mihály Pósfai, "Novel methods for the synthesis of magnetite nanoparticles with special

- morphologies and textured assemblages", *J. nanopart. res.*, vol. 14, no. 10, pp. 1150-1-1150-10, 2012.
32. Miroslav Očko, Zoran Samardžija, Sanja Žonja, Ivica Aviani, "Structural and electronic properties of the highly concentrated  $rmU_xY_{1-x}Ru_2Si_2$  alloy system", *J. alloys compd.*, vol. 512, no. 1, pp. 79-84, 2012.
  33. Suzana Petrović, Davor Peruško, M. Mitrić, Janez Kovač, Goran Dražić, Biljana Gaković, K. P. Homewood, "Formation of intermetallic phase in Ni/Ti multilayer structure by ion implantation and thermal annealing", *Intermetallics (Barking)*, vol. 25, no. 1, pp. 27-33, 2012.
  34. Matejka Podlogar, Jacob J. Richardson, Damjan Vengust, Nina Daneu, Zoran Samardžija, Slavko Bernik, Aleksander Rečnik, "Growth of transparent and conductive polycrystalline (0001)-ZnO films on glass substrates under low-temperature hydrothermal conditions", *Adv. funct. mater. (Print)*, vol. 22, no. 15, pp. 3136-3145, 2012.
  35. Anton Potočnik, Nicola Manini, Matej Komelj, Erio Tosatti, Denis Arčon, "Orthorhombic fulleride  $(CH_3NH_2)K_3C_{60}$  close to Mott-Hubbard instability: ab initio study", *Phys. rev., B, Condens. matter mater. phys.*, vol. 86, no. 8, pp. 085109-1-085109-7, 2012.
  36. Matej Pregelj, Andrej Zorko, Oksana Zaharko, Denis Arčon, Matej Komelj, A. D. Hillier, Helmuth Berger, "Persistent spin dynamics Intrinsic to amplitude-modulated long-range magnetic order", *Phys. rev. lett.*, vol. 109, no. 22, pp. 227202-1-227202-5, 2012.
  37. Katja Rade, Saša Novak, Goran Dražić, Spomenka Kobe, "Co-deposition and densification of SiC with MgO for biomedical applications", *J. Mater. Sci.*, vol. 47, no. 7, pp. 3400-3406, 2012.
  38. Aleksander Rečnik, Slavko Bernik, Nina Daneu, "Microstructural engineering of ZnO-based varistor ceramics", *J. Mater. Sci.*, vol. 47, no. 4, pp. 1655-1668, 2012.
  39. Tadej Rojac, Andreja Benčan, Goran Dražić, Marija Kosec, Dragan Damjanović, "Piezoelectric nonlinearity and frequency dispersion of the direct piezoelectric response of BiFeO<sub>3</sub> ceramics", *J. appl. phys.*, vol. 112, no. 6, pp. 064114-1-064114-12, 2012.
  40. H. Rojas-Chávez, F. Reyes-Carmona, Marcela Achimovičová, Nina Daneu, Jaramillo-Viguera, "PbSe nanocubes obtained by high-energy milling", *J. nanopart. res.*, vol. 14, no. 6, article no. 897, pp. 1-8, 2012.
  41. Zoran Samardžija, Paul J. McGuiness, Marko Soderžnik, Spomenka Kobe, Masato Sagawa, "Microstructural and compositional characterization of terbium-doped Nd-Fe-B sintered magnets", *Mater. charact.*, vol. 67, no. 1, pp. 27-33, 2012.
  42. Marko Soderžnik, Kristina Žužek Rožman, Spomenka Kobe, Paul J. McGuiness, "The grain-boundary diffusion process in Nd-Fe-B sintered magnets based on the electrophoretic deposition of DyF<sub>3</sub>", *Intermetallics (Barking)*, vol. 23, pp. 158-162, 2012.
  43. Erika Švara Fabjan, Andrijana Sever Škapin, Luka Škrlep, Petra Živec, Miran Čeh, Miran Gaberšček, "Protection of organic pigments against photocatalysis by encapsulation", *J. sol-gel sci. technol.*, vol. 68, no. 1, pp. 65-74, 2012.
  44. Miha Trdin, Ljudmila Benedik, Zoran Samardžija, Boris Pihlar, "Investigation of factors affecting the quality of americium electroplating", In: Proceedings of the ICRM 2011, 18th International Conference on Radionuclide Metrology and its Applications, 19-23 September 2011, Tsukuba, *Applied radiation and isotopes*, iss. 9, vol. 70, pp. 2002-2005, 2012.
  45. Dejan Verhovšek, Nika Veronovski, Urška Lavrenčič Štangar, Marko Kete, Kristina Žagar, Miran Čeh, "The synthesis of anatase nanoparticles and the preparation of photocatalytically active coatings based on wet chemical methods for self-cleaning applications", *International journal of photoenergy*, vol. 2012, pp. 1-10, 2012.
  46. Miloš Vittori, Rok Kostanjšek, Nada Žnidaršič, Kristina Žagar, Miran Čeh, Jasna Štrus, "Calcium bodies of Titanethes albus (Crustacea: Isopoda): molt-related structural dynamics and calcified matrix-associated bacteria", *J. Struct Biol.*, vol. 180, issue 1, pp. 216-225, 2012.
  47. M. Vrankić, B. Gržeta, Vilko Mandić, E. Tkalčec, Slobodan Milošević, Miran Čeh, B. Rakvin, "Structure, microstructure and photoluminescence of nanocrystalline Ti-doped gahnite", *J. alloys compd.*, vol. 543, pp. 213-220, 2012.
  48. Saša Zavadlav, Darja Mazej, Janez Zavašnik, Aleksander Rečnik, David Dominguez-Villar, Neven Cukrov, Sonja Lojen, "C and O stable isotopic signatures of fast-growing dripstones on alkaline substrates: reflection of growth mechanism, carbonate sources and environmental conditions", *Isot. environ. health stud.*, vol. 48, issue 2, pp. 354-371, 2012.
  49. Kristina Žužek Rožman, Darja Pečko, Sašo Šturm, Uroš Maver, Peter Nadrah, Marjan Bele, Spomenka Kobe, "Electrochemical synthesis and characterization of Fe<sub>70</sub>Pd<sub>30</sub> nanotubes for drug-delivery applications", *Mater. chem. phys.*, vol. 133, issue 1, pp. 218-224, 2012.

## PUBLISHED SCIENTIFIC CONFERENCE CONTRIBUTION (INVITED LECTURE)

1. Miran Čeh *et al.* (4600 authors), "HAADF-STEM investigations of layered structures on nano and atom scale", In: *Conference proceedings, APMC10, 10th Asia-Pacific Microscopy Conference, ICONN2012, 2012 International Conference on Nanoscience and Nanotechnology, ACMM22, 22nd Australian Conference on Microscopy and Microanalysis, 5-9 February, Perth, WA, Australia, Brendan J. Griffin, ed., Lorenzo Faraone, ed., Mariusz Martyniuk, ed., [S. l., s. n.], 2012, pp. 1064-1-1064-2.*
2. Nina Daneu, Aleksander Rečnik, "The atomic-scale aspects of twinning and polytypism in minerals", In: *Joint MSCC+CEMC 2012, 5th Mineral Sciences in the Carpathians Conference, 3rd Central-European Mineralogical Conference, 19-21 April 2012, Miskolc, Hungary, (Acta mineralogica-petrographica, Abstract series, vol. 7), Szeged, Dep. Mineral. Geochem. Petrol. Univ. Szeged, 2012, vol. 7, pp. 32-37, 2012.*
3. Zoran Samardžija, "Quantitative WDS analysis of cerium-doped BaTiO<sub>3</sub> ceramics", In: *Conference proceedings, APMC10, 10th Asia-Pacific Microscopy Conference, ICONN2012, 2012 International Conference on Nanoscience and Nanotechnology, ACMM22, 22nd Australian Conference on Microscopy and Microanalysis, 5-9 February, Perth, WA, Australia, Brendan J. Griffin, ed., Lorenzo Faraone, ed., Mariusz Martyniuk, ed., [S. l., s. n.], 2012, pp. 141-1-141-3.*

## PUBLISHED SCIENTIFIC CONFERENCE CONTRIBUTION

1. Slavko Bernik, Lihong Cheng, Matejka Podlogar, Guorong Li, "Development of ZnO-based varistor ceramics sintering at temperatures below 100023C", In: *Proceedings, 48th International Conference on Microelectronics, Devices and Materials & the Workshop on Ceramic Microsystems, September 19 - September 21, 2012, Otočec, Slovenia, Darko Belavič, ed., Iztok Šorli, ed., Ljubljana, MIDEM - Society for Microelectronics, Electronic Components and Materials, 2012, pp. 169-174.*
2. Nataša Drnovšek, Gregor Murn, Katja Rade, Miran Čeh, Dorien Hofmans, Lieve van Mellaert, Urška Dragin, Rok Romih, Marko Gradišar, Saša Novak, "Enhancement of osseointegration by BAG coating on Ti-based implants with porous surface", In: *Innovative biomaterials and crossing frontiers in biomaterials and regenerative medicine, 9th World Biomaterials Congress, June 1-5, Chengdu, China, Chengdu, National Engineering Research Center for Biomaterials, Sichuan University, 2012, 1 pp.*
3. Ana Gantar, Nataša Drnovšek, Rok Podlipec, Janez Štrancar, Saša Novak, "Bioactive-glass/collagen composite scaffolds for bone regeneration", In: *Programme & book of abstracts, 2nd Joint Meeting of the COST action MP1005 NAMABIO, September 4-5, 2012, Vienna, Austria, Vienna, University of Technology, Institute for Mechanics of Materials and Structures, 2012, pp. 23.*
4. Medeja Gec, Tea Toplišek, B. Fenk, Vesna Šrot, Goran Dražić, P. A. van Aken, Miran Čeh, "TEM specimen preparation of a SiC/SiC composite by conventional ionmilling, tripod polishing and focused ion beam (FIB): a comparative study", In: *EMC 2012: proceedings of the 15th European Microscopy Congress, 16th-21st September 2012, Manchester, United Kingdom, [S. l.], Royal Microscopical Society, 2012, 2 pp.*
5. Nejc Hodnik, Marjan Bele, Aleksander Rečnik, Nataša Zabukovec Logar, Miran Gaberšček, Stanko Hočevar, "Enhanced oxygen reduction and methanol oxidation reaction activities of partially ordered PtCu nanoparticles", In: *Proceedings of the 19th World Hydrogen Energy Conference, June 3rd-7th 2012, Toronto, Canada, (Energy procedia, Vol. 29, 2012), Amsterdam, Elsevier, 2012, vol. 29, pp. 208-215, 2012.*
6. Saša Novak, Nataša Drnovšek, Katja Rade, Miran Čeh, Dorothée Pierron, Marie-Francois Harmand, Marko Gradišar, Urška Dragin, Rok Romih, "Firmly bonded anatase TiO<sub>2</sub> coating on Ti-alloy implants", In: *Innovative biomaterials and crossing frontiers in biomaterials and regenerative medicine, 9th World Biomaterials Congress, June 1-5, Chengdu, China, Chengdu, National Engineering Research Center for Biomaterials, Sichuan University, 2012, 1 pp.*
7. Y. Ohta, T. Matsumoto, Aleksander Rečnik, Hiroshi Saijo, "Growth of ZnO varistors controlled by Bi<sub>2</sub>O<sub>3</sub> studied by noise-reduced spectrometric full-colour cathodoluminescence microscopy", In: *EMC 2012: proceedings of the 15th European Microscopy Congress, 16th-21st September 2012, Manchester, United Kingdom, [S. l.], Royal Microscopical Society, 2012, 2 pp.*

8. Andrej Piriš, Mirjam Cergolj, Slavko Bernik, Jože Sodéc, Alojz Tavčar, Mitja Hariš, "A high-current surge generator 8/20  $\mu$ s for testing ZnO varistors and SPDs to 100 kA", In: *Proceedings, 48th International Conference on Microelectronics, Devices and Materials & the Workshop on Ceramic Microsystems*, September 19 - September 21, 2012, Otočec, Slovenia, Darko Belavič, ed., Iztok Šorli, ed., Ljubljana, MIDEM - Society for Microelectronics, Electronic Components and Materials, 2012, pp. 303-308.
9. Milivoj Plodinec, Miran Čeh, Andreja Gajović, "Transmission electron microscopy of annealed titanate nanotubes for catalytic applications", In: *EMC 2012: proceedings of the 15th European Microscopy Congress, 16th-21st September 2012, Manchester, United Kingdom*, [S. l.], Royal Microscopical Society, 2012, 2 pp.
10. Matejka Podlogar, Damjan Vengust, Nina Daneu, Jacob J. Richardson, Aleksander Rečnik, Slavko Bernik, "Influence of seed layer on the properties of ZNO films prepared by low-temperature hydrothermal synthesis", In: *Proceedings, 48th International Conference on Microelectronics, Devices and Materials & the Workshop on Ceramic Microsystems*, September 19 - September 21, 2012, Otočec, Slovenia, Darko Belavič, ed., Iztok Šorli, ed., Ljubljana, MIDEM - Society for Microelectronics, Electronic Components and Materials, 2012, pp. 345-350.
11. Mojca Presečnik, Slavko Bernik, "The thermoelectric compound  $\text{Ca}_3\text{CO}_4\text{O}_9$  - synthesis and characteristics", In: *Proceedings of the 9th European Conference on Thermoelectrics, 9th ECT, September 28-30, 2011, Thessaloniki, Greece*, (AIP conference proceedings, vol. 1449, 2012), New York, American Institute of Physics, 2012, vol. 1449, pp. 331-334, 2012.
12. Erika Švara Fabjan, Andrijana Sever Škapin, Luka Škrlep, Miran Čeh, Kristina Žagar, Miran Gaberšček, "Encapsulation of organic pigments for decorative photocatalytically active façade coatings", In: *NICOM4, Nanotechnology in construction, 4th International Symposium, NICOM4, Agios Nikolaos, Crete, Greece, May 20 - 22, 2012*, Maria S. Konsta-Gdoutos, ed., Agios Nikolaos, NICOM, 2012, [6] pp.
2. S. A. C. Carabineiro, Adrián M. T. Silva, Goran Dražič, P. B. Tavares, José Luís Figueiredo, "CO oxidation using gold supported on Ce-Mn-O composite materials", In: *Carbon monoxide: sources, uses and hazards*, (Environmental health), Dante DiLoreto, ed., Idina Corcoran, ed., New York, Nova Science, 2012, pp. 61-84.

## SCIENTIFIC MONOGRAPH

1. Aleksander Rečnik, *Minerali živoresbrovega rudišča Idrija*, Ljubljana, Institut "Jožef Stefan", [Salzhemmendorf], Bode, cop. 2012.
2. Aleksander Rečnik, *Mineralien der Quecksilbererzlagertätte Idrija*, Ljubljana, Institut "Jožef Stefan", [Salzhemmendorf], Bode, cop. 2012.

## PATENT APPLICATION

1. Kristina Žužek Rožman, Paul McGuinness, Marko Soderžnik, Dejan Mir, *Magnetic guide for positioning and holding*, P-201200297, Urad RS za intelektualno lastnino, 5.10.2012.

## PATENT

1. Saša Novak, Nataša Drnovšek, Gregor Murn, *Bone implants with multilayered coating and process of their preparation*, SI23420 (A), Urad RS za intelektualno lastnino, 31.1.2012.

## THESES

1. Nataša Drnovšek, *Development of coatings on  $\text{Ti}_6\text{Al}_4\text{V}$  alloy for new generation bone implants with improved osseointegration*: doctoral dissertation, Ljubljana, 2012 (mentor Saša Novak).
2. Mersida Janeva Azdejkovič, *Laser ablation-inductively coupled plasma mass spectrometry (LA-ICPMS)-fundamental study of ablation and deposition processes*: doctoral dissertation, Ljubljana, 2012 (mentor Spomenka Kobe; co-mentors Alkiviadis Constantinos Cefalas, Johannes van Teun Elteren).
3. Katarina Rade, *Development of silicon carbide based implants with improved biocompatibility and mechanical properties*: doctoral dissertation, Ljubljana, 2012 (mentor Saša Novak; co-mentor Spomenka Kobe).
4. Dejan Verhovšek, *Controlled synthesis of  $\text{TiO}_2$  nanoparticles and their application in photovoltaics*: doctoral dissertation, Ljubljana, 2012 (mentor Miran Čeh).

## INDEPENDENT SCIENTIFIC COMPONENT PART OR A CHAPTER IN A MONOGRAPH

1. M. Cannio, Saša Novak, L. Besra, Aldo R. Boccaccini, "Electrophoretic deposition", In: *Ceramics and composites processing methods*, Narottam P. Bansal, ed., Aldo R. Boccaccini, ed., Hoboken, Wiley, cop. 2012, pp. 517-549.





# DEPARTMENT FOR MATERIALS SYNTHESIS

K-8

***The research of the Department for Materials Synthesis is mainly related to the synthesis of different advanced materials, especially magnetic and semiconducting oxides. Special attention is given to nanostructured materials, such as ferrofluids, functionalized nanoparticles for use in biomedicine, multifunctional nanocomposites, and magnetic coatings for use in the microwave frequency range.***

In 2012 our investigations have focused on three important materials, i.e., materials containing magnetic nanoparticles, microwave magnetic ceramic coatings for use in telecommunications, and ferroelectric materials with a high Curie temperature for the preparation of high-temperature, lead-free thermistors.

The research on magnetic nanoparticles has mainly been focused on magnetic carriers for applications in magnetic separation in biotechnology and medicine. Simple magnetic iron oxide is used as the material for the magnetic carriers, which have to be composed of magnetic nanoparticles that are small enough to be in the superparamagnetic state; that is below approximately 15 nm. Individual superparamagnetic nanoparticles are usually not efficient in magnetic separation, because of a too small magnetic force acting on them in a magnetic-field gradient, which is the result of their very small volume. For an improved ability of magnetic separation, the superparamagnetic nanoparticles have to be agglomerated into nanoclusters, optimally with a size from 50 to 100 nm. The superparamagnetic nanoclusters were synthesized in the suspensions of superparamagnetic iron-oxide nanoparticles using two approaches. The first approach is based on the hetero-agglomeration (self-assembly) of the nanoparticles in the suspensions. The driving force is the attractive electrostatic force between nanoparticles with an opposite surface charge or the chemical reactions between surface molecules. For the synthesis of the nanoclusters, the maghemite nanoparticles were coated with a thin layer of silica and grafted by silane molecules with either terminal amino groups (for a positive surface charge in aqueous suspensions), or with terminal carboxyl groups (a negative surface charge). For an easier analysis, one type of the nanoparticles was changed with equally functionalized silica nanoparticles. The hetero-agglomeration of the two types of nanoparticles caused by the electrostatic interactions or by the chemical reactions between the surface amino groups and activated carboxyl groups has been systematically studied.

For the synthesis of larger amounts of nanoclusters an emulsion method appeared to be more suitable. The method is based on use of a ferrofluid, i.e., a stable hexane suspension of the superparamagnetic maghemite nanoparticles hydrophobised with oleic acid. Using the appropriate surfactant, the emulsion of the ferrofluid in water is formed. After evaporation of the hexane, a stable aqueous suspension of the nanoclusters is formed. Finally, the nanoclusters are coated with a thin silica layer (Figure 1). In cooperation with colleagues from Institute of Mathematics, Physics and Mechanics, Ljubljana, and from Vinča Institute, Beograd, Serbia, the magnetic properties of the nanoclusters were studied with a special focus on magnetic interactions between the individual superparamagnetic nanoparticles constituting the nanocluster.

The research of the magnetic nanoparticles for biomedical applications has mainly been focused on the synthesis of the maghemite nanoparticles coated with different biocompatible coatings. Currently, only maghemite nanoparticles coated with dextran or its derivate carboxymethyl dextran (CMD) are actually used for *in-vivo* applications. The biocompatible polysaccharide coating enables the colloidal stability of the nanoparticles in physiological fluids. The coated nanoparticles can be synthesized either in a two-step procedure, including coating of the previously synthesized nanoparticles with the polysaccharide, or in a one-step procedure based on synthesizing the nanoparticles using the co-precipitation of the Fe ions from the aqueous solutions in the presence of the polysaccharide. In the latter case, the mechanism of the nanoparticle formation is significantly changed. The formation of the maghemite nanoparticles during co-precipitation in the presence of CMD has been systematically studied in a cooperation



Head:  
**Prof. Darko Makovec**

**Hetero-agglomeration of nanoparticles in their aqueous suspensions based on electrostatic interactions between the nanoparticles displaying the opposite surface charge or based on chemical reactions between molecules on their surfaces.**




Figure 1: TEM image of superparamagnetic nanoclusters coated with a thin silica layer.

with the pharmaceutical company Lek d.d.. It appeared that the process of the nanoparticle formation is decisively influenced by the formation of a  $\text{Fe}^{3+}$ -CMD complex prior to the precipitation of the ions. The bonding of different amino acids onto the maghemite nanoparticles with subsequent adsorption or during their synthesis in the presence of the amino acid has also been studied.

We also cooperated in nanotoxicology research with the Biotechnical Faculty, University of Ljubljana, where we provided our expertise in the synthesis, functionalization and characterization of nanoparticles.

The synthesis of cobalt-ferrite nanoparticles ( $\text{CoFe}_2\text{O}_4$ ) and their stable suspensions was also investigated. We focused on spinel ferrite nanoparticles in the size region from sizes where superparamagnetism dominates to the region where ferrimagnetism dominates the magnetic properties. For certain applications, colloidal suspensions of ferrimagnetic nanoparticles in various carrier liquids are desired. The preparation of the suspensions and their colloidal and magnetic properties have been systematically studied. Oleic acid was used as the surfactant for the nonpolar media and citric acid for the aqueous media.

$\text{CoFe}_2\text{O}_4$  shows magnetic properties that are not typical for spinel ferrites, i.e., a high magnetic anisotropy, which results in high coercivity and magnetostriction. It shows the largest magnetostriction among oxide materials

---

**A procedure for the synthesis of superparamagnetic nanoclusters for applications in magnetic separation was developed.**

---

and is therefore suitable for applications in multifunctional composites like: magneto-dielectrics, in which magnetic and dielectric (ferroelectric) properties are mechanically coupled. The properties of such composites depend on the basic properties of the constituent phases and on the specific phase distribution in the material. We studied the effect of colloidal and magnetic

properties of  $\text{CoFe}_2\text{O}_4$  nanoparticles, dispersed in water, on the assembly of  $\text{CoFe}_2\text{O}_4$  nanoparticles into columnar structures under an applied magnetic field (Figure 2). We showed that the shape and density of the columnar structures strongly depend on the magnetic interactions between the  $\text{CoFe}_2\text{O}_4$  nanoparticles determined with the strength of the applied magnetic field and the particles' magnetic properties.




Figure 2: Columnar magnetic structures prepared using the directed assembly of cobalt-ferrite nanoparticles in a magnetic field.

Such structured deposits can be further used as a basis for the fabrication of magneto-dielectrics with the 1-3 structure type, which are supposed to show the largest coupling between the two phases.  $\text{BaTiO}_3$  and  $\text{Pb}(\text{Zr,Ti})\text{O}_3$  (PZT) were the selected dielectric phases. We studied their chemical compatibility with  $\text{CoFe}_2\text{O}_4$  during the co-sintering of the two functional phases. Although we could not completely prevent the interdiffusion of small cations (in particular  $\text{Fe}^{3+}$  and  $\text{Ti}^{4+}$ ) below  $1000^\circ\text{C}$ , we managed to tune the sintering behaviour of  $\text{CoFe}_2\text{O}_4$  and PZT by pre-firing the  $\text{CoFe}_2\text{O}_4$  nanoparticles at  $700^\circ\text{C}$ . In such a way, we managed to prevent cracking at the interfaces during the co-sintering at  $950^\circ\text{C}$ .

Our research in cooperation with researchers from the Faculty of Mathematics and Physics, University of Ljubljana was also related to nanomaterials synthesis in suspensions. Incorporation of superparamagnetic nanoparticles into polydimethylsiloxane (PDMS) polymer was investigated for applications in photolithography and microfluidics. We have developed a procedure for the functionalization of silica-coated magnetic nanoparticles with modified PDMS providing a homogeneous distribution of magnetic nanoparticles inside the final elastomer.

The synthesis of thin amorphous silica shells on the surfaces of liquid-crystal droplets was studied in cooperation with our colleagues from Department for Condensed Matter Physics, JSI. The materials could find applications in photonics. For this purpose the most suitable surfactants were prepared, providing good colloidal stability of the liquid-crystal droplets in water. The liquid-crystal droplets were then coated with a thin silica shell using hydrolysis and the polycondensation of tetraethyl orthosilicate (TEOS) in alkaline conditions.

A part of our research was also devoted to the synthesis of other magnetic materials, in particular those with a crystallization that requires high temperature. Hydrothermal synthesis is normally used in such cases. We

---

**Mechanisms of maghemite nanoparticles' formation during the precipitation of iron ions in the presence of carboxymethyl dextran or different amino acids.**

---

have focused on the hydrothermal synthesis of dendrites of the magnetic perovskite  $\text{LaSrMnO}_3$  (LSMO) and of nanoparticles of spinel ferrite  $\text{Mg}(\text{Ti})\text{Fe}_2\text{O}_4$ . The Curie temperature of both materials can be tuned by changing their composition to values that enable applications in cancer treatment using self-regulating magnetic hyperthermia. In the synthesis of LSMO we focused on the research of mechanisms leading to dendrite formation. A new mechanism for dendrite nucleation was proposed. During hydrothermal treatment at lower temperatures hexagonal platelet crystals of a  $\text{SrMnO}_3$ -La solid solution with a hexagonal perovskite structure form first. At higher temperatures the LSMO perovskite nucleates epitaxially at the edges of the hexagonal crystal and grows outwards,

forming the dendrite structure (Figure 3). With a further increase in the temperature this causes further growth of the structure into dendrites of a hexagonal “snowflake” shape or the dendrites break from the template and form a structure with a specific shape of “pine trees”.

A large part of our research was devoted to the synthesis and detailed characterisation of nanocomposite particles synthesized using a coating of thin layers of magnetic iron oxide onto different core nanoparticles using simple precipitation from aqueous solutions. We have focused on nanocomposite particles composed of a hard-magnetic hexaferrite core and a soft-magnetic maghemite shell deposited using the procedures developed in previous years. Such nanocomposite particles would display an optimal shape of their magnetic hysteresis for use in magnetic hyperthermia. High-resolution electron microscopy showed that the maghemite grew epitaxially on the structurally similar hexaferrite core with spinel {111} planes parallel to the hexaferrite basal {0001} planes (Figure 4). A lot of attention was given to a study of the magnetic coupling between the two phases. The main focus on the synthesis of the nanocomposite particles part has been given to the research of a procedure appropriate for coating hard-magnetic cobalt ferrite onto different core nanoparticles.

We continued our research on the synthesis of nanocomposite particles used for the decomposition of organic pollutants in water. The nanocomposite particles are composed of photocatalytic anatase ( $\text{TiO}_2$ ) nanoparticles coated onto agglomerates of superparamagnetic maghemite ( $\text{Fe}_2\text{O}_3$ ) nanoparticles. For the photocatalytic purification, the particles are dispersed in polluted water. The surface anatase layer provides a high photocatalytic activity, while the superparamagnetic cores enable the separation of the particles from the suspension after the purification and their re-use. Besides the applied research financed by the company Cinkarne Celje, which was mainly devoted to the development of procedures for the industrial production of materials, the basic research was also conducted. This research was mainly oriented to mechanisms enabling an increase in the photocatalytic activity of the materials using the doping of anatase. The incorporation of an acceptor dopant  $\text{Fe}^{3+}$  and a donor dopant  $\text{W}^{6+}$  into the anatase structure of the nanoparticles during their synthesis using co-precipitation from aqueous solutions or the hydrothermal method were studied.

The studies in the field of magnetic materials for telecommunications were focused on the development of ceramic films for micro- and mm-wave applications. Our aim was to develop a simple method for the preparation of magnetically-oriented thick hexaferrite films with low magnetic losses that are suitable for self-biased nonreciprocal devices, operating at mm-waves. Two parallel studies were conducted: electrophoretic deposition (EPD) and deposition in a magnetic field. We explained the mechanism for the orientation of particles during the EPD based on the effect of electrophoretic and hydrodynamic forces acting on thin plates during the EPD. The plates move towards the oppositely charged electrode due to the electrophoretic force. Their movement is opposed by a hydrodynamic friction, which preferentially orients the plates perpendicular to the electrode (i.e., substrate). The direction of the hydrodynamic flow changes in the vicinity of an electrode and, consequently, the plates reorient in parallel with the electrode. We confirmed our experimental results from previous years with theoretical calculations. Specifically, we confirmed that the alignment degree of the deposits increases with the increasing shape anisotropy of the hexaferrite particles, with increasing stability of suspensions and at lower electric field, i.e., with slower EPD kinetics. We managed to prepare  $\text{BaFe}_{12}\text{O}_{19}$  films with around 90% magnetic orientation and a thickness up to 30 nm based on the optimized particle-size distribution and EPD parameters followed by sintering at 1150°C. These films are suitable for self-biased applications.

In parallel, the magnetically directed assembly of  $\text{BaFe}_{12}\text{O}_{19}$  particles was studied. This approach did not result in a significant improvement of the magnetic orientation of films in comparison to EPD. However, it is more suitable for high-frequency applications, for which the magnetic layer should be isolating. Namely, the EPD is based on a conductive substrate. Theoretical calculations were also applied within this study to evaluate and support the experimental evidence. We showed that large  $\text{BaFe}_{12}\text{O}_{19}$  plates (with diameters of few 100 nm) possessing significant magnetic moment agglomerate when they are exposed to magnetic field, thus reducing the expected magnetic alignment. In contrast, very small plates (with diameters of up to 10 nm) are not significantly affected by the ap-

---

**Synthesis, structure and magnetic properties of nanocomposite particles composed of a hard-magnetic hexaferrite core and the soft-magnetic maghemite shell.**

---




Figure 3: Growth of magnetic perovskite  $\text{LaSrMnO}_3$  dendrites from a  $\text{SrMnO}_3$  crystal displaying a hexagonal perovskite structure.

---

**The magnetic properties of the cobalt-ferrite nanoparticles critically influence the formation of columnar structures during the process of the magnetically-directed assembly of colloidal nanoparticles.**

---



plied magnetic field and their magnetic alignment is therefore limited. The optimal alignment of  $\text{BaFe}_{12}\text{O}_{19}$  plates can be achieved using a combination of small plates with a minor concentration of larger ones. Here, the large

**Influence of materials and processing parameters on the directed assembly of barium-hexaferrite nanoparticles in electric and magnetic fields.**

plates direct the alignment of the smaller ones. Thus we prepared  $\text{BaFe}_{12}\text{O}_{19}$  films with a magnetic orientation above 90% under a magnetic field of 0.02 T and with sintering at 1150°C.

The studies described above served as a basis in the realisation of an international applicative project FERFIT under the coordination of K8. The project finished at the end of 2012. The aim of the project was to develop methods for the preparation of magnetically oriented films based on  $\text{BaFe}_{12}\text{O}_{19}$ . Such films can be applied as self-biased nonreciprocal devices. This year we have intensively studied EPD using a degradable electrode-substrate and EPD in nonpolar media. In the latter case, we achieved magnetic orientation of the films above 90% due to slow EPD kinetics. Within the same project we have also been involved in the optimization of the screen-printing parameters of  $\text{BaFe}_{12}\text{O}_{19}$  thick films, for which a magnetic field of 24 Moe was applied during their drying to induce the magnetic alignment. Chemically modified  $\text{BaFe}_{12}\text{O}_{19}$  films with thicknesses of around 80 nm were used for the construction of a pilot circulator operating at 30-40 GHz.




Figure 4: Nanocomposite particles composed of a hard-magnetic hexaferrite (HF) core and the soft-magnetic spinel (S) maghemite shell.

This year we also upgraded the previous studies related to the partial substitution of  $\text{Fe}^{3+}$  in  $\text{BaM}_x\text{Fe}_{12-x}\text{O}_{19}$  ( $M = \text{In}, \text{Cr}$ ) from the FERFIT project to more basic ones. We studied the mechanisms of the substituent effect on the particle size during hydrothermal synthesis. Namely, already a minor substitution of  $\text{In}^{3+}$  significantly changes the particle-size distribution, which was not observed for the substitution with  $\text{Cr}^{3+}$ . We showed that the kinetics of nucleation and particle growth can be influenced only by  $M^{3+}$  larger than  $\text{Fe}^{3+}$  (besides  $\text{In}^{3+}$  also  $\text{Sc}^{3+}$ ). In this way, we solved the problem of exaggerated  $\text{BaFe}_{12}\text{O}_{19}$  particle growth at a high enough hydrothermal synthesis temperature that allows the synthesis of well-crystallized nanoplates of  $\text{BaM}_x\text{Fe}_{12-x}\text{O}_{19}$  ( $M = \text{In}, \text{Sc}$ ) with applicable magnetic properties. These nanoparticles were dispersed in 1-butanol and incorporated by colleagues from the Department of Complex Matter (F7) into liquid crystals to induce specific ferromagnetic ordering due to the particles' shape anisotropy.

In the field of high-temperature thermistors the processes of reduction and re-oxidation related to the formation of temperature-dependent potential barriers at the grain boundaries of ferroelectric ceramics in the systems  $\text{BaTiO}_3\text{-Na}_{0.5}\text{Bi}_{0.5}\text{TiO}_3$ . In this system, the PTC resistors displaying Curie temperature of 180 °C and low room-temperature specific resistivity were developed.

**We were involved in the development of magnetically oriented thick barium-hexaferrite films that were integrated into a self-biased mm-wave circulator.**

Some outstanding publications in the past year

1. Kralj, S., Rojnik, M., Romih, R., Jagodič, M., Kos, J., Makovec, D.: Effect of surface charge on the cellular uptake of fluorescent magnetic nanoparticles. *J. nanopart. res.*, 2012, vol. 14, no. 10, 1151-1-1151-14

2. Lisjak, D., Drofenik, M.: Chemical substitution - an alternative strategy for controlling the particle size of barium ferrite. *Cryst. growth des.*, 2012, vol. 12, no. 11, pp. 5174-5179
3. Lisjak, D., Ovtar, S.: The alignment of barium ferrite nanoparticles from their suspensions in electric and magnetic fields. *J. phys. chem., B Condens. mater. surf. interfaces biophys.*, [in press], 2012, p. 7

Patent granted

1. Marin Berovič, Darko Makovec, Suzana Bošković, Process of magnetic precipitation of yeast biomass from sparkling wine, SI23583 (A), Urad RS za intelektualno lastnino, 29.6.2012

INTERNATIONAL PROJECTS

1. COST MP0701: Composites with Novel functional and structural properties by nanoscale materials (Nano Composite Materials NCM) COST Office Prof. Darko Makovec
2. Room-temperature multiferroics based on Y-type hexaferrites Slovenian Research Agency Asst. Prof. Darja Lisjak

RESEARCH PROGRAM

1. Advanced inorganic magnetic and semiconducting materials Prof. Darko Makovec

R & D GRANTS AND CONTRACTS

1. FERFIT: Ferrite thick films for integrated circuits Asst. Prof. Darja Lisjak

## NEW CONTRACT

1. Optimization of iron oxide nanoparticles synthesis - analytical and expert support  
Lek d. d.  
Prof. Darko Makovec

## VISITORS FROM ABROAD

1. Svetoslava Mihaylov Kolev, Institute of Electronics, Bulgarian Academy of Sciences, 1.-31. 8. 2012
2. Dr. Marin Tadić, Vinca Institute, Condensed Matter Physics Laboratory, University of Belgrade, Belgrade, Serbia, 1. 9.-1. 12. 2012
3. Maria Verde Lozano, Institute of Ceramics and Glass, Department of Electroceramics, Madrid, Spain, 8. 9.-11. 12. 2012
4. Mara Bernardo Sacristan, Institute of Ceramics and Glass, Department of Electroceramics, Madrid, Spain, 1. 10.-15. 12. 2012

## STAFF

### Researchers

1. Prof. Mihael Drofenik\*, retired 30.12.12
2. Asst. Prof. Darja Lisjak
3. Prof. Darko Makovec, Head
4. Dr. Igor Zajc

### Postdoctoral associates

5. Dr. Sašo Gyergyek
6. Dr. Slavko Kralj
7. Asst. Prof. Matjaž Kristl\*
8. Dr. Simona Ovtar, left 01.08.12

### Postgraduates

9. Peter Dušak, B. Sc.

10. Petra Jenuš, B. Sc.
11. Olivija Plohl, B. Sc.
12. Darinka Primc, B. Sc.
13. Klementina Pušnik, B. Sc.
14. Aljaž Selišnik\*\*

### Technical and administrative staff

15. Bernarda Anželak, B. Sc.

Note:

\* part-time JSI member

\*\* postgraduate financed by industry

## BIBLIOGRAPHY

### ORIGINAL SCIENTIFIC ARTICLE

1. Irena Ban, Matjaž Kristl, Valerija Danč, Anita Danč, Mihael Drofenik, "Preparation of cadmium telluride nanoparticles from aqueous solutions by sonochemical method", *Mater. lett.*, vol. 67, iss. 1, pp. 56-59, 15. Jan. 2012.
2. Brina Dojer, Amalija Golobič, Zvonko Jagličič, Matjaž Kristl, Mihael Drofenik, "Hydroxylammonium fluorometalate: synthesis and characterisation of a new fluorozincate", *Monatsh. Chem.*, vol. 143, no. 2, pp. 175-180, 2012.
3. Brina Dojer, Amalija Golobič, Zvonko Jagličič, Matjaž Kristl, Mihael Drofenik, "Two new nickel(II) carboxylates with 3- and 4-aminopyridine: syntheses, structures, and magnetic properties", *Monatsh. Chem.*, vol. 143, no. 1, pp. 73-78, 2012.
4. Brina Dojer, Matjaž Kristl, Zvonko Jagličič, Amalija Golobič, Marta Kasunič, Mihael Drofenik, "Synthesis, crystal structure and magnetic properties of a new hydroxylammonium fluoroferrate", *Acta chim. slov.*, vol. 59, no. 4, pp. 789-794, 2012.
5. Brina Dojer, Andrej Pevec, Marko Jagodič, Matjaž Kristl, Mihael Drofenik, "Three new cobalt(II) carboxylates with 2-, 3- and 4-aminopyridine: syntheses, structures and magnetic properties", *Inorg. Chim. Acta*, vol. 383, pp. 98-104, 2012.
6. Ana Drmota, Mihael Drofenik, Andrej Žnidaršič, "Synthesis and characterization of nano-crystalline strontium hexaferrite using the co-precipitation and microemulsion methods with nitrate precursors", *Ceram. int.*, vol. 38, issue 2, pp. 973-979, 2012.
7. Ana Drmota, Jure Koselj, Mihael Drofenik, Andrej Žnidaršič, "Electromagnetic wave absorption of polymeric nanocomposites based on ferrite with a spinel and hexagonal crystal structure", *J. magn. magn. mater.*, vol. 324, issue 6, pp. 1225-1229, 2012.
8. Gregor Ferik, Irena Ban, Janja Stergar, Darko Makovec, Anton Hamler, Zvonko Jagličič, Mihael Drofenik, "A facile route to the synthesis of coated maghemite nanocomposites for hyperthermia applications", *Acta chim. slov.*, vol. 59, no. 2, pp. 366-374, 2012.
9. Sašo Gyergyek, Mihael Drofenik, Darko Makovec, "Oleic-acid-coated  $\text{CoFe}_2\text{O}_4$  nanoparticles synthesized by co-precipitation and hydrothermal synthesis", *Mater. chem. phys.*, vol. 133, no. 1, pp. 515-522, 2012.
10. Silvo Hribernik, Majda Sfligoj-Smole, Marjan Bele, Sašo Gyergyek, Janko Jamnik, Karin Stana-Kleinschek, "Synthesis of magnetic iron oxide particles: development of an in situ coating procedure for fibrous materials", *Colloids surf., A Physicochem. eng. asp.*, vol. 400, pp. 58-66, 2012.
11. Zvonko Jagličič, Mária Zentková, Marián Mihalik, Zdeněk Arnold, Mihael Drofenik, Matjaž Kristl, Brina Dojer, Marta Kasunič, Amalija Golobič, Marko Jagodič, "Exchange bias in bulk layered hydroxylammonium fluorocobaltate  $(\text{NH}_3\text{OH})_2\text{CoF}_4$ ", *J. phys., Condens. matter*, vol. 24, no. 5, 056002 (7 pp.), 2012.
12. Svetoslav Kolev, Darja Lisjak, Simona Ovtar, Sašo Gyergyek, Mihael Drofenik, "Thermal treatment influence on the magnetic properties and degree of orientation of  $\text{BaFe}_{12}\text{O}_{19}$  films", *J. supercond. nov. magn.*, vol. 25, issue 8, pp. 2819-2824, 2012.
13. Sebastijan Kovačič, Gregor Ferik, Mihael Drofenik, Peter Krajnc, "Nanocomposite polyHIPEs with magnetic nanoparticles: preparation and heating effect", *React. funct. polym.*, vol. 72, iss. 12, pp. 955-961, Dec. 2012.
14. Slavko Kralj, Matija Rojnik, Rok Romih, Marko Jagodič, Janko Kos, Darko Makovec, "Effect of surface charge on the cellular uptake of fluorescent magnetic nanoparticles", *J. nanopart. res.*, vol. 14, no. 10, pp. 1151-1-1151-14, 2012.
15. Darja Lisjak, "The low-temperature sintering of M-type hexaferrites", *J. Eur. Ceram. Soc.*, vol. 32, no. 12, pp. 3351-3360, 2012.
16. Darja Lisjak, Mihael Drofenik, "Chemical substitution - an alternative strategy for controlling the particle size of barium ferrite", *Cryst. growth des.*, vol. 12, no. 11, pp. 5174-5179, 2012.
17. Darja Lisjak, Petra Jenuš, Mihael Drofenik, "Formation of columnar structures by the magnetically directed assembly of cobalt ferrite nanoparticles", *IEEE trans. magn.*, vol. 48, no. 11, pp. 3303-3306, 2012.
18. Darja Lisjak, Richard Lebourgeois, "The low-temperature sintering mechanism of Sr hexaferrite using the addition of  $\text{CuO}$ ", *J. Am. Ceram. Soc.*, vol. 95, no. 10, pp. 3025-3030, 2012.
19. Darko Makovec, Darinka Primc, Sašo Šturm, Alojz Kodre, Darko Hanžel, Mihael Drofenik, "Structural properties of ultrafine Ba-hexaferrite nanoparticles", *J. solid state chem.*, vol. 196, pp. 63-71, 2012.



20. Darko Makovec, Marjan Sajko, Aljaž Selišnik, Mihael Drofenik, "Low-temperature synthesis of magnetically recoverable, superparamagnetic, photocatalytic, nanocomposite particles", *Mater. chem. phys.*, vol. 136, issue 1, pp. 230-240, 2012.
21. Branka Mušič, Mihael Drofenik, Peter Venturini, Andrej Žnidaršič, "Electromagnetic wave absorption by an organic resin solution based on ferrite particles with a spinel crystal structure", *Ceram. int.*, vol. 34, issue 4, pp. 2693-2699, 2012.
22. Simona Ovtar, Darja Lisjak, Mihael Drofenik, "The influence of processing parameters on the orientation of barium ferrite platelets during electrophoretic deposition", *Colloids surf., A Physicochem. eng. asp.*, vol. 403, pp. 139-147, 2012.
23. Brigita Rožič, Marko Jagodič, Sašo Gyergyek, Mihael Drofenik, Samo Kralj, Zvonko Jagličič, Zdravko Kutnjak, "Mixtures of magnetic nanoparticles and the ferroelectric liquid crystal: new soft magnetoelectrics", In: Proceedings of the 13th International Conference on Ferroelectric Liquid Crystals, August 28 - September 2, 2011, Ontario, Canada, *Ferroelectrics*, vol. 431, no. 1, pp. 150-153, 2012.
24. Janja Stergar, Irena Ban, Mihael Drofenik, Gregor Ferik, Darko Makovec, "Synthesis and characterization of silica-coated  $Cu_{(1-x)}Ni_x$  nanoparticles", *IEEE trans. magn.*, vol. 48, no. 4, 4 pp., Apr. 2012.
25. Jernej Zupanc, Damjana Drobne, Barbara Drašler, Janez Valant, Aleš Iglič, Veronika Kralj-Iglič, Darko Makovec, Michael Rappolt, Barbara Sartori, Ksenija Kogej, "Experimental evidence for the interaction of C-60 fullerene with lipid vesicle membranes", *Carbon (N. Y.)*, vol. 50, no. 3, pp. 1170-1178, 2012.
4. Brina Dojer, Andrej Pevec, Zvonko Jagličič, Matjaž Kristl, Mihael Drofenik, "Nikljevi(II) kompleksi s piridinkarbonsamidnimi ligandi", In: *Slovenski kemijski dnevi 2012, Portorož, 12.-14. september 2012*, Zdravko Kravanja, ed., Darinka Brodnjak-Vončina, ed., Miloš Bogataj, ed., Maribor, FKKT, 2012, pp. 1-9.
5. Petra Jenuš, Darja Lisjak, Darko Makovec, Mihael Drofenik, "Influence of the suspension stability on the deposition of cobalt ferrite particle under an applied magnetic field", In: *Zbornik, 4. študentska konferenca Mednarodne podiplomske šole Jožefa Stefana = 4th Jožef Stefan International Postgraduate School Students Conference, 25. maj 2012*, Ljubljana, Slovenija, Dejan Petelin, ed., Aleš Tavčar, ed., Boštjan Kaluža, ed., Ljubljana, Mednarodna podiplomska šola Jožefa Stefana, 2012, pp. 228-233.
6. Jürgen Klepp, Irena Drevenšek Olenik, Sašo Gyergyek, C. Pruner, R. A. Rupp, Martin Fally, "Towards polarizing beam splitters for cold neutrons using superparamagnetic diffraction gratings", In: *Proceedings of the 5th European Conference on Neutron Scattering, 17-21 July 2011, Prague, Czech Republic*, (Journal of physics, Conference series, vol. 340, 2012), Bristol, Institute of Physics Publishing, 2012, vol. 340, pp. 012031-1-012031-4.
7. Matjaž Kristl, Nuša Hojnik, Blaž Košček, Mihael Drofenik, "Sonokemijski postopek za sintezo nanokristaliničnih bakrovih selenidov z različnimi sestavami", In: *Slovenski kemijski dnevi 2012, Portorož, 12.-14. september 2012*, Zdravko Kravanja, ed., Darinka Brodnjak-Vončina, ed., Miloš Bogataj, ed., Maribor, FKKT, 2012, pp. [1-7].
8. Brigita Rožič, Sašo Gyergyek, Zdravko Kutnjak, Marko Jagodič, Samo Kralj, Zvonko Jagličič, Vasilios Tzitzios, "Magnetoelectric effect in soft composite materials", In: *ISAF ECAPD PMF 2012, Danvers, IEEE, 2012*, 4 pp.

## REVIEW ARTICLE

1. Mihael Drofenik, "Ali je homeopatija povezana s kemijsko termodinamiko?", *Acta medico-biotechnica*, vol. 5, no. 2, pp. 12-15, 2012.
2. Jürgen Klepp, C. Pruner, Y. Tomita, P. Geltenbort, Irena Drevenšek Olenik, Sašo Gyergyek, J. Kohlbrecher, Martin Fally, "Holographic gratings for slow-neutron optics", *Materials (Basel)*, vol. 5, iss. 12, pp. 2788-2815, 2012.

## PUBLISHED SCIENTIFIC CONFERENCE CONTRIBUTION

1. Irena Ban, Janja Stergar, Mihael Drofenik, Gregor Ferik, Anton Hamler, "Novel syntheses of  $Cu_{(1-x)}Ni_x$  nanoparticles for applications in biomedicine", In: *Proceedings, 48th International Conference on Microelectronics, Devices and Materials & the Workshop on Ceramic Microsystems, September 19 - September 21, 2012, Otočec, Slovenia*, Darko Belavič, ed., Iztok Šorli, ed., Ljubljana, MIDEM - Society for Microelectronics, Electronic Components and Materials, 2012, pp. 333-337.
2. Irena Ban, Janja Stergar, Mihael Drofenik, Gregor Ferik, Anton Hamler, Darko Makovec, "Priprava magnetnih nanodelcev s kontrolirano Curiejevo temperaturo za uporabo v biomedicini", In: *Slovenski kemijski dnevi 2012, Portorož, 12.-14. september 2012*, Zdravko Kravanja, ed., Darinka Brodnjak-Vončina, ed., Miloš Bogataj, ed., Maribor, FKKT, 2012, pp. 1-8.
3. Brina Dojer, Andrej Pevec, Zvonko Jagličič, Matjaž Kristl, Mihael Drofenik, "Nikljevi(II) kompleksi s piridinkarbonsamidnimi ligandi", In: *Slovenski kemijski dnevi 2012, Portorož, 12.-14. september 2012*, Zdravko Kravanja, ed., Darinka Brodnjak-Vončina, ed., Miloš Bogataj, ed., Maribor, FKKT, 2012, pp. [1-9].

## INDEPENDENT SCIENTIFIC COMPONENT PART OR A CHAPTER IN A MONOGRAPH

1. Ana Drmota *et al.* (4 authors), "Microemulsion method for synthesis of magnetic oxide nanoparticles", In: *Microemulsions: an introduction to properties and applications*, Reza Najjar, ed., Rijeka, InTech, 2012, pp. 191-214.

## PATENT

1. Marin Berovič, Darko Makovec, Suzana Boškovič, *Process of magnetic precipitation of yeast biomass from sparkling wine*, SI23583 (A), Urad RS za intelektualno lastnino, 29.6.2012.

## MENTORING

1. Brina Dojer, *The comparison of structural and magnetic properties of cobalt(II) and nickel(II) acetates with N-donor ligands*: doctoral dissertation, Maribor, 2012 (mentor Mihael Drofenik; co-mentor Matjaž Kristl).
2. Ana Drmota Petrič, *Synthesis and characterization of magnetic nanoparticles for electromagnetic wave absorbers*: doctoral dissertation, Maribor, 2012 (mentor Mihael Drofenik).
3. Slavko Kralj, *Functionalization of magnetic nanoparticles for biomedical applications*: doctoral dissertation, Ljubljana, 2012 (mentor Darko Makovec; co-mentor Janko Kos).
4. Simona Ovtar, *Magnetically oriented films of barium ferrite*: doctoral dissertation, Ljubljana, 2012 (mentor Darja Lisjak).

# DEPARTMENT FOR ADVANCED MATERIALS

# K-9

*The main activities of the department encompass basic and applied research within the fields of energy materials, biomaterials and electronic materials. Among the important objectives are the development of new, efficient oxides for high-temperature thermoelectric energy conversion, materials with improved antibacterial and photocatalytic effects and the development of thin films and nanostructured powders of functional electronic oxides for various applications.*

## Thermoelectric oxides

The research of oxides as possible thermoelectric materials was triggered by the discovery that metallic layered cobaltate  $\text{Na}_x\text{CoO}_2$  exhibits a large Seebeck coefficient combined with a high electrical conductivity and a low thermal conductivity, which was attributed to its layered crystal structure consisting of two-dimensional sheets of edge-sharing  $\text{CoO}_6$  octahedra intercalated by Na ions. The highest reported  $zT$  values of  $\text{Na}_x\text{CoO}_2$  are  $\sim 1.0$  for single-crystalline and  $\sim 0.8$  for polycrystalline material at temperatures in the vicinity of  $800^\circ\text{C}$ . With such properties it was considered to be a good candidate for the high-temperature p-type thermoelectric material. However, the chemistry of layered sodium cobaltates is governed by the high mobility of interlayer sodium, which reacts with atmospheric moisture and carbon dioxide. Furthermore, the layered crystal structure of  $\text{Na}_x\text{Co}_2\text{O}_4$  enables the intercalation of molecules such as water, which can lead to exfoliation and thus degradation of the material. Because of this the focus of the research turned to a semiconducting misfit-layered cobaltate  $\text{Ca}_3\text{Co}_4\text{O}_9$ , the structure of which consists of triple  $\text{Ca}_2\text{CoO}_3$  layers and single layers of  $\text{CoO}_2$  analogous to  $\text{CoO}_6$  sheets of  $\text{Na}_x\text{CoO}_2$  compounds. The highest  $zT$  reported for this structural type was  $\sim 0.6$ . We found that the sheets of octahedrally coordinated Co ions, which are the common structural element of the  $\text{Na}_x\text{CoO}_2$  and  $\text{Ca}_3\text{Co}_4\text{O}_9$  phases, allow the spontaneous intergrowth of the two structures (Fig. 1) leading to a significant improvement of environmental stability. Furthermore, the coherent intergrowth of the two structural types results in effective texturing in polycrystalline material with the preferred grain growth aligned in-plane with common  $\text{CoO}_6$  layers, thus allowing high electrical conductivity. The nanostructured intergrowths also result in a significant reduction of the thermal conductivity, which was at  $700^\circ\text{C}$  measured to be  $\sim 0.3$  W/mK for the “out-of plane” and  $\sim 0.6$  W/mK for the “in-plane” direction. With the measured power factor of  $\sim 6.5 \cdot 10^{-4}$  W/mK<sup>2</sup> the calculated “in-plane”  $zT$  of the intergrowth structure material with the nominal composition  $\text{Ca}_{2.2}\text{Na}_{0.8}\text{Co}_4\text{O}_9$  is  $\sim 1.0$  at  $700^\circ\text{C}$ , which is higher than any so-far reported value for oxide thermoelectrics.

## Antibacterial and photocatalytic materials

An innovative concept has been applied to develop human and environmentally friendly material with antibacterial properties. The material is a composite formed of bioceramic, metallic and organic phases that contain amino and thiol groups. Metallic nanoparticles have a functionalized surface and they are carriers of antibacterial activity. The efficacy of the antibacterial action of the composites depends on the type of surface functionalization that provides activity against Gram-positive and Gram-negative bacteria. The materials were prepared by a sonochemical method that was developed as a novel route for the synthesis of this type of material and belongs to green chemistry. The developed materials have a stronger antibacterial activity in comparison to silver-based materials that are frequently used in practice, which indicates the possibility of their replacement by novel, more effective and safer materials developed in our laboratory. The morphological properties of the newly developed material and its antibacterial activity are shown in Fig. 2.



Head:  
**Prof. Danilo Suvorov**




Figure 1: HRTEM image and SAED pattern of coherently intergrown  $\text{Na}_x\text{CoO}_2$  and  $\text{Ca}_3\text{Co}_4\text{O}_9$  structure types.

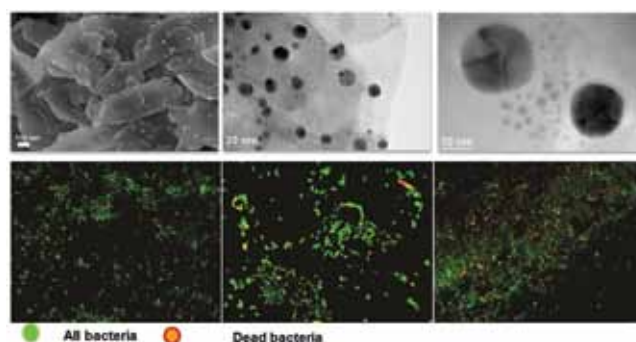


Figure 2: Morphological properties of a novel antibacterial material and its antibacterial effect on *E. coli*, developed at the Advanced Materials Department.

In the field of photocatalytic materials, hierarchically assembled nanostructured spherical anatase particles in the size range from 3 to 7 nm, using a solvothermal synthesis method, were prepared. The spherical particles are composed of nanosized primary crystallites with a size below 30 nm. The prepared anatase exhibits good photocatalytic properties and a high temperature stability, over 1000°C. Due to the large particle size, these particles are less harmful, compared to nanosized commercial anatase.

### Functional electronic oxides

In the scope of the European project “Nanostructured Ferroelectric Films for Biosensors” we studied the synthesis and characterization of  $\text{Pb}(\text{Mg}_{1/3}/\text{Nb}_{2/3})\text{O}_3\text{-PbTiO}_3$  thin films prepared on  $\text{Pt}(111)/\text{TiO}_2/\text{SiO}_2/\text{Si}$  substrates using the sol-gel method for Film Bulk Acoustic Resonator (FBAR) sensor applications. In order to determine the influence

---

**In collaboration with Epcos OHG, a member of the TDK-EPC Corporation, we developed a p-type thermoelectric oxide with  $zT \sim 1.0$  at 700°C, which makes it superior to so-far reported polycrystalline thermoelectric oxides. The invention is EU patent pending.**

---

of the coordination chemistry on the formation of the perovskite the conditions of the reagents were systematically varied. As a source of Mg-precursor  $\text{Mg}(\text{CH}_3\text{COO})_2 \times 4\text{H}_2\text{O}$ ,  $\text{Mg}(\text{AcAc})_2 \times 2\text{H}_2\text{O}$  and  $\text{Mg}(\text{NO}_3)_2 \times 6\text{H}_2\text{O}$  were applied to reduce the concentration of the undesired pyrochlore phase that forms in addition to the perovskite phase.  $\text{Pb}(\text{NO}_3)_2$ ,  $\text{Pb}(\text{CH}_3\text{COO})_2$ ,  $\text{Pb}(\text{PVP})_2$  and  $\text{Pb}(\text{AcAc})_2$  were used as a source of Pb. Changing the coordination sphere of Mg does not increase the reactivity of Mg ions towards Nb to the point that they will preferentially react, forming the Mg-O-Nb heterometallic structure.

A pyrochlore-free  $\text{Pb}(\text{Mg}_{1/3}/\text{Nb}_{2/3})\text{O}_3\text{-PbTiO}_3$  film was formed when the steric hindrance of the Pb precursor was increased. In this way the reactivity of Pb ions towards Nb ions is decreased, resulting in the formation of Mg-O-Nb heterometallic clusters, leading to the formation of a perovskite phase. Thus,  $\text{Pb}(\text{PVP})_2$  and  $\text{Pb}(\text{AcAc})_2$  were shown to be effective in the formation of pyrochlore-free thin films.

It was observed that during the direct casting of the film on the  $\text{Pt}(111)/\text{TiO}_2/\text{SiO}_2/\text{Si}$  substrate the films grow into a dense and crack-free microstructure. The relative permittivity and dielectric losses for the pyrochlore-free PMN-PT thin film were found to be 1650 and 0.12, respectively.

We further investigated the tunable properties of  $(1-x)\text{Na}_{0.5}\text{Bi}_{0.5}\text{TiO}_3\text{-}x\text{NaTaO}_3$  thin films ( $0.05 < x < 0.3$ ) prepared by a modified sol-gel method. A dense and homogenous microstructure, with the average grain size ranging between 70 and 110 nm, was obtained for the NBT-NTa thin films by using a Bi-propionate precursor in the sol-gel synthesis. It was observed that the dielectric permittivity increases with the annealing temperature for all the prepared NBT-NTa thin-film compositions. The decrease in the average grain size below 150 nm caused the appearance of

---

**In the scope of the Center of Excellence in Nanoscience and Nanotechnology we set up the first Pulsed Laser Deposition (PLD) laboratory in Slovenia dedicated to the layer-by-layer growth of inorganic thin films.**

---

single-domain grains, which then strongly affected the polarization behavior of the 5NTa thin films, giving them a relaxor-type response. The relaxor-type and paraelectric-type responses were observed for the 10NTa and 30NTa thin films, respectively. Comparable dielectric permittivity and relative tunability values were obtained for the 5NTa ( $\epsilon = 441$ ,  $n_r = 42\%$ ) and the 10NTa ( $\epsilon = 440$ ,  $n_r = 40\%$ ) thin films, whereas the 30NTa thin films showed lower values ( $\epsilon = 370$ ,  $n_r = 23\%$ ).

In the field of ferroelectric thin films, research is driven by demands to improve and tailor the inherent material's electrical response. The motivation behind our investigation was directed towards tuning the temperature-dependent dielectric behavior and improving the dielectric loss characteristics. In this attempt, we designed  $\text{SrTiO}_3/\text{Na}_{0.5}\text{Bi}_{0.5}\text{TiO}_3/\text{SrTiO}_3$  (ST/NBT/ST) structured thin films, where the ferroelectric NBT phase is embedded within a low-dielectric-loss ST component. Using repeated thermal treatment we managed to prepare thin films with a temperature flat dielectric permittivity ( $t_e$  of 780 ppm/K in the temperature range between -50°C and 200°C), decreased dielectric losses, and a frequency undispersed response at room temperature. The obtained results were attributed to the compositional gradient between particulate ST and NBT layers, as determined by X-ray diffraction and X-ray photoelectron spectroscopy. As-structured thin films exhibit promising properties for functional devices that are required to produce stable performance in a broad temperature range.

Beyond sol-gel techniques we utilized diblock-copolymers (BCs) to synthesize multifunctional thin films. Due to the different chemical nature of the separate blocks they self-organize into different phases, where the type of the phase depends on the block fraction ratio, the monomer chemical nature, the temperature, etc. In our work we take advantage of a polystyrene-polyethylene oxide (PS-b-PEO) block-copolymer to obtain  $\text{Na}_{0.5}\text{Bi}_{0.5}\text{TiO}_3$  (NBT) /  $\text{SrTiO}_3$  (ST) or  $\text{Pb}(\text{Mg}_{1/3}/\text{Nb}_{2/3})\text{O}_3\text{-PbTiO}_3$  (PMN-PT) /  $\text{CoFe}_2\text{O}_4$  (CF) multifunctional thin films with in-plane interfaces. Using a different polarity of the precursors or specific casting procedures we can selectively direct inorganic components into the PS or PEO block. In the first part of the study we investigated the self-assembling properties of the BC solely. We observed that the morphology of the films is highly dependent on the casting conditions. Films cast under ambient conditions presented no preferential orientation. A short anneal in toluene vapor orients the PS-b-PEO into a hexagonal order. Subsequently, multifunctional thin films were prepared from the NBT and ST sols



or the PMN-PT sol and CF nanoparticles. Using the proper casting conditions and thermal treatment we managed to prepare films, for which grazing incidence X-ray diffraction confirmed the presence of NBT/ST or PMN-PT/CF. This is especially important for NBT/ST, since they easily form a solid solution across the entire compositional range.

Within the European project “Novel Inorganic Inks for Hybrid Printed Electronic Demonstrators” we investigated the synthesis of differently shaped ferroelectric particles. The experimental conditions for the growth of shape-controlled  $\text{BaTiO}_3$  particles in NaOH and barium salt ( $\text{Ba}(\text{NO}_3)_2$ ,  $\text{BaCl}_2$  or  $\text{Ba}(\text{CH}_3\text{COO})_2$ ) aqueous and water/ethanol solutions using various  $\text{TiO}_2$ -containing precursors (Ti-precursor) were studied. We found that different chemistries and physical characteristics of the Ti-precursors resulted in different  $\text{BaTiO}_3$  formation rates, morphologies and phase compositions. Nanocrystalline anatase,  $\text{TiO}_2$  aerogel and sodium titanates (NT) belts led to cubic  $\text{BaTiO}_3$  at temperatures of 80-230°C, while tetragonal  $\text{BaTiO}_3$  formed from potassium titanate (KT) at 150-230°C. The morphology of the  $\text{BaTiO}_3$ , prepared from KT at low temperatures (80-100°C), did not differ significantly from that obtained from NT belts and  $\text{TiO}_2$  aerogel. These precursors, which reacted slowly in alkaline aqueous media, produced single-crystalline star-like particles. The fastest  $\text{BaTiO}_3$  formation rate was observed for nanocrystalline anatase, which led to irregularly shaped  $\text{BaTiO}_3$  particles. According to TEM investigations, the growth of the single-crystalline star-like  $\text{BaTiO}_3$  particles occurred via the oriented attachment of nanocrystals, which formed from the dissolved barium and titanium species. The modification of the water solution by the addition of ethanol or excess of NaOH caused the morphological change from star- to square-like particles, which similar to stars became irregularly shaped above 100°C. The modifications of the solution are believed to influence both the nucleation and aggregation process and consequently changed the particle shape from star- to square-like.

In the scope of the Center of Excellence in Nanoscience and Nanotechnology we set up the first Pulsed Laser Deposition (PLD) system in Slovenia, which is a powerful technique for the thin-film growth of inorganic materials (Fig. 3). The delivered system is dedicated for layer-by-layer growth and thus enables the preparation of high-quality thin films and structuring on a nanoscopic level. The system is equipped with the following major components: heater stage for laser and resistive heating of substrates, target scanning stage, loadlock for sample and target transfer, high-pressure reflection high-energy electron diffraction system, upgrade with UHV pumps (titanium sublimation pump, ion pump), oxygen plasma source, sputter source (1 x 1.3" target), connection with a glovebox. For the ablation of the target material a KrF excimer laser is used with an energy up to 700 mJ per pulse and a maximum repetition rate of 50 Hz. The system is mainly utilized for the deposition of functional oxides on silicon substrates. Interfacing an oxide with silicon is a great challenge that has attracted a lot of interest in the industrial and scientific community so far. Solving the interface problem would enable the further scaling of microelectronic devices to smaller dimensions and the growth of high-quality oxides with different functionalities on a silicon platform, which can be exploited in micro-electro-mechanical systems, random-access memories, and other oxide-based nano-electronic devices. In our study, pulsed laser deposition (PLD) was used to study the interfaces between  $\text{SrTiO}_3$  (STO) thin films and silicon. Before the deposition the native oxide on the silicon was removed by HF dip, while in order to understand the interfacial structure in more detail, we performed kinematical simulations of the reflection high-energy electron diffraction (RHEED) patterns. The RHEED patterns were calculated for unreconstructed and reconstructed  $\text{Si}(001)$  surface with up to four atomic layers and for each of these models we used two different azimuth directions, [100] and [110].

Using a HF treatment of silicon substrate we obtained H-terminated surface, which prevents silicon from oxidising. On such substrates STO was deposited directly or using SrO as a buffer layer. The results show that the optimum conditions involve a two-step procedure, in which the initial vacuum and the lower deposition temperature have an important role. In the case of the direct deposition of STO the obtained films are preferentially textured with a (100) orientation. The application of SrO enabled partially epitaxial growth of STO with  $\text{STO}(110) \parallel \text{Si}(100)$  and  $\text{STO}[100] \parallel \text{Si}[110]$  (Fig. 4). The change of the growth orientation induced by SrO was governed by the formation of the  $\text{SrO}(111)$  intermediate layer and subsequently by the minimization of the lattice misfit between the STO and SrO.



Figure 3: Pulsed laser deposition (PLD) system with laser and optical cabinet.




Figure 4: HRTEM image of STO deposited on SrO-buffered Si substrate.

## Organization of conferences, congresses and meetings

1. Journal of European Ceramic Society Trust Meeting, Ljubljana, Slovenia, 2. 2. 2012.
2. Permanent Executive Committee of the European Ceramic Society Meeting, Ljubljana, Slovenia, 3. 2. 2012.
3. Materials, Science and Technology 2012 Conference and Exhibition, Pittsburgh, USA, 7.-11. 10. 2011, co-organizers
4. 20th Conference on Materials and Technologies, Portorož, Slovenia, 17.-19. 10. 2012, co-organizers

## Patents granted

1. Aleš Dakskobler, Andraž Kocjan, Manca Logar, Method for the preparation of carrier colloidal powder with high specific surface area, SI23502 (A), Urad RS za intelektualno lastnino, 30.4.2012.
2. Aleš Dakskobler, Andraž Kocjan, Manca Logar, Method for the preparation of carrier colloidal powder with high specific surface area, SI23580 (A), Urad RS za intelektualno lastnino, 26.6.2012.

## INTERNATIONAL PROJECTS

1. Thermoelectric oxide materials  
EPCOS OHG Ceramic Components Division  
Prof. Danilo Suvorov
2. Microwave tunable materials, composites and devices  
NATO - North Atlantic Treaty Organisation  
Asst. Prof. Boštjan Jančar
3. The synthesis of dielectric materials by chemical solution deposition and characterization of their dielectric properties  
Slovenian Research Agency  
Prof. Danilo Suvorov
4. Nanostructural designing of multifunctional and sintered electrical and biological functionally graded materials  
Slovenian Research Agency  
Asst. Prof. Srečo Davor Škapin

2. Functionalization of the surface of organic pigments for durable, efficient and colour-stable paints  
Asst. Prof. Srečo Davor Škapin
3. Self-cleaning antibacterial photocatalytic coatings in whitewear production  
Prof. Danilo Suvorov
4. Physics and chemistry of porous aluminium for Al panels, capable of highly efficient energy absorption  
Prof. Danilo Suvorov
5. New materials for power conversion: oxide semiconductor thermoelectrics  
Prof. Danilo Suvorov
6. INNOINKS: Novel inorganic inks for hybrid printed electronic demonstrators  
Prof. Danilo Suvorov
7. NA FERBIO: Nanostructured ferroelectric films for biosensor  
Prof. Danilo Suvorov

## RESEARCH PROGRAM

1. Contemporary inorganic materials and nanotechnologies  
Prof. Danilo Suvorov

## NEW CONTRACTS

1. New materials for energy conversion: oxide semiconducting thermoelectrics  
Gorenje Household Appliances, d. d.  
prof. dr. Danilo Suvorov
2. Development and characterisation of mineral wool fibres  
Knauf Insulation, d. o. o.  
Prof. Danilo Suvorov

## R & D GRANTS AND CONTRACTS

1. Nanoengineering of self-assembled materials  
Prof. Danilo Suvorov

## VISITORS FROM ABROAD

1. Dr. Tim Jackson, School of Electronic, Electrical and Computing Engineering, University of Birmingham, Birmingham, Great Britain, 18.-20. 1. 2012
2. Prof. Anatolii Bilous, Dr. Oleg Ovchar, Vernadskii Institute of General and Inorganic Chemistry, Ukrainian National Academy of Sciences, Kiev, Ukraine, 18.-20. 1. 2012
3. Prof. Ivan Sondi, University of Zagreb, Zagreb, Croatia, 24. 2. 2012
4. Dr. Marija Vukomanović, Institute of Technical Sciences, Serbian Academy of Sciences and Arts, Belgrade, Serbia, 2.-6. 4. 2012
5. Dr. Christoph Auer, Hermann Gruenbichler, Dr. Yongli Wang, TDK EPCOS, Deutschlandsberg, Austria, 14. 6. 2012
6. Dr. Jae Ho Jeon, Korea Institute of Materials Science, Changwon, Korea, 20.-22. 6. 2012
7. Prof. Dragoljub Uskoković, Institute of Technical Sciences, Serbian Academy of Sciences and Arts, Belgrade, Serbia, 21.-22. 6. 2012
8. Prof. Jose Varela, São Paulo State University, Araraquara, Brazil, 22. 6. 2012
9. Dr. Marcelo Orlandi, São Paulo State University, Araraquara, Brazil, 29. 6.-15. 7. 2012
10. Dr. Smilja Marković, Institute of Technical Sciences, Serbian Academy of Sciences and Arts, Belgrade, Serbia, 23. 7.-3. 8. 2012
11. Prof. Dragoljub Uskoković, Institute of Technical Sciences, Serbian Academy of Sciences and Arts, Belgrade, Serbia, 26.-27. 7. 2012
12. Dr. Dragana Jugović, Institute of Technical Sciences, Serbian Academy of Sciences and Arts, Belgrade, Serbia, 25. 10. 2012
13. Dr. Miodrag Mitrić, Vinča Institute of Nuclear Sciences, Belgrade, Serbia, 25. 10. 2012
14. Dr. Jyoti Prosad Guha, Missouri University of Science and Technology, Rolla, ZDA, 9. 10.-15. 11. 2012
15. Miodrag Lukić, Dr. Smilja Marković, Institute of Technical Sciences, Serbian Academy of Sciences and Arts, Belgrade, Serbia, 31. 10.-14. 11. 2012

## Visiting researchers

1. Dr. Ismael Fabregas, Centro de Investigaciones en Sólidos, CITEFA, Buenos Aires, Argentina, 1. 10.-31. 12. 2012
2. Dr. Zoran Jovanović, Faculty of Physical Chemistry, University of Belgrade, Belgrade, Serbia, 10. 9.-31. 12. 2012
3. Dr. Lei Li, Zhejiang University, Hangzhou, China, 31. 8.-31. 12. 2012



## STAFF

## Researchers

1. Asst. Prof. Boštjan Jančar
2. Dr. Špela Kunej
3. Dr. Marjeta Maček Kržmanc
4. **Prof. Danilo Suvorov, Head**
5. Asst. Prof. Srečo Davor Škapin

## Postdoctoral associates

6. *Dr. Urban Došler, left 01.05.12*
7. Dr. Jakob König
8. Dr. Uroš Kunaver\*
9. Dr. Manca Logar
10. Dr. Matjaž Spreitzer
11. Dr. Marko Udovič\*
12. Dr. Asja Veber
13. Dr. Marija Vukomanović

## Postgraduates

14. *Dr. Ines Bračko, left 01.11.12*

15. Sonja Jovanović, B. Sc.
16. Dejan Klement, B. Sc.
17. Mario Kurtjak, B. Sc.
18. Mojca Otoničar, B. Sc.
19. Andreja Šestan, B. Sc.
20. Tina Šetinc, B. Sc.
21. Vojka Žunič, B. Sc.

## Technical officers

22. Damjan Vengust, B. Sc.

## Technical and administrative staff

23. Maja Šimaga, M. Sc.
24. Silvo Zupancič

Note:

\* part-time JSI member

## BIBLIOGRAPHY

## ORIGINAL SCIENTIFIC ARTICLE

1. Mostafa Baghbanzadeh, Srečo D. Škapin, Zorica Crnjak Orel, C. Oliver Kappe, "A critical assessment of the specific role of microwave irradiation in the synthesis of ZnO micro- and nanostructured materials", *Chemistry (Weinh., Print)*, vol. 18, issue 18, pp. 2724-2731, 2012.
2. Anatolii Belous, Oleg V. Ovchar, Boštjan Jančar, Danilo Suvorov, "Microwave quality factor of cation-deficient perovskites  $Ba(M_{1/3}Nb_{2/3})O_3$ ", In: Proceedings of the MMA 2012, 7th International Conference on Microwave Materials and Applications, 3-6 June, 2012, Taiwan, *Ferroelectrics*, vol. 435, no. 1, pp. 166-175, 2012.
3. Mario Bianchetti, Ines Bračko, Srečo D. Škapin, Noemi E. Walsöe de Reca, "Nanocrystalline Tin oxide to be applied in a gas sensor", *Sens. transducers*, vol. 137, no. 2, pp. 155-164, 2012.
4. Mario Bianchetti, Marjeta Maček, Ines Bračko, Srečo D. Škapin, Noemi E. Walsöe de Reca, "Synthesis and characterization of ZnO nanoparticles as prepared by gel-combustion and ZnO nanomorphologies by sol-gel", *Sens. transducers*, vol. 146, no. 11, pp. 36-11, 2012.
5. Mario Bianchetti, Marjeta Maček, Srečo D. Škapin, Noemi E. Walsöe de Reca, "Growth of well aligned tin oxide nanotubes by a sol-gel method", *Sens. transducers*, vol. 137, no. 2, pp. 189-198, 2012.
6. Igor Djerdj, Jasminka Popović, Jernej Stare, Gabriela Ambrožič, Srečo D. Škapin, Bojan Kozlevčar, Damir Pajič, Zvonko Jagličič, Zorica Crnjak Orel, "Nanocrystalline hybrid inorganic-organic one-dimensional chain systems tailored with 2- and 3-phenyl ring monocarboxylic acids", *J. mater. chem.*, vol. 22, no. 20, pp. 10255-10265, 2012.
7. Igor Djerdj, Srečo D. Škapin, Miran Čeh, Zvonko Jagličič, Damir Pajič, Bojan Kozlevčar, Bojan Orel, Zorica Crnjak Orel, "Interplay between the structural and magnetic probes in the elucidation of the structure of a novel 2D layered  $V_4O_4(OH)_2(O_2CC_6H_4CO_2)_4$  DMF", *Dalton trans. (2003. Print)*, vol. 41, issue 2, pp. 581-589, 2012.
8. Urban Došler, Marjeta Maček, Danilo Suvorov, "Phase evolution and microwave dielectric properties of  $MgO - B_2O_3 - SiO_2$ -based glass-ceramics", *Ceram. int.*, vol. 38, issue 2, pp. 1019-1025, 2012.
9. Vilma Ducman, Vladimira Petrovič, Srečo D. Škapin, "Photo-catalytic efficiency of laboratory made and commercially available ceramic building products", *Ceram. int.*, 2012.
10. Metka Hajzeri, Angela Šurca Vuk, Lidija Slemenik Perše, Marija Čolović, Bettina Herbig, Uwe Posset, Marjeta Maček, Boris Orel, "Sol-gel vanadium oxide thin films for a flexible electronically conductive polymeric substrate", In: Proceedings of the 9th International Meeting on Electrochromism, September 5-9, 2010, Bordeaux, France, *Solar energy materials & solar cells*, vol. 99, iss. 1, pp. 62-72, 2012.
11. Nataša Jovič, Marija Prekajski, Aleksandar Kremenović, Boštjan Jančar, V. Kahlenberg, Bratislav Antić, "Influence of size/crystallinity effects on the cation ordering and magnetism of  $\alpha$ -lithium ferrite nanoparticles", *J. appl. phys.*, vol. 111, no. 3, pp. 034313-1-034313-5, 2012.
12. Dragana Jugović, Miodrag Mitrić, Maja Kuzmanović, Nikola Cvjetičanin, Smilja Marković, Srečo D. Škapin, Dragan Uskoković, "Rapid crystallization of  $LiFePO_4$  particles by facile emulsion-mediated solvothermal synthesis", *Powder technol.*, vol. 219, pp. 128-134, 2012.
13. Stanislav Kamba, Veronica Goian, Viktor Bovtun, Dmitri Nuzhnyy, Martin Kempa, Matjaž Spreitzer, Jakob Koenig, Danilo Suvorov, "Incipient ferroelectric properties of  $NaTaO_3$ ", *Ferroelectrics*, vol. 426, no. 1, pp. 206-214, 2012.
14. Marta Kasunič, Srečo D. Škapin, Danilo Suvorov, Amalija Golobič, "Polymorphism of  $LaTaTiO_6$ ", *Acta chim. slov.*, vol. 59, no. 1, pp. 117-123, 2012.
15. Varužan Kevorkijan, Uroš Kovačec, Irena Paulin, Srečo D. Škapin, Monika Jenko, "Preparation of core foamed Al panels", *Metallurgical & Materials Engineering*, vol. 18, no. 1, pp. 29-41, 2012.
16. Varužan Kevorkijan, Srečo D. Škapin, Urban Došler, "An industrial thermogravimetric/differential thermal analysis (TG/DTA) for measuring humidity and organic content in incoming aluminium scrap", *Metallurgical & Materials Engineering*, vol. 18, no. 2, pp. 117-127, 2012.
17. Varužan Kevorkijan, Srečo D. Škapin, Urban Došler, "An industrial method for determining the amount of organics in representative samples of aluminium scrap", *Metall (Berl. West)*, jg. 66, 5, pp. 212-216, Mai 2012.
18. Varužan Kevorkijan, Srečo D. Škapin, Urban Došler, "An industrial method for determining the amount of organics in representative samples of aluminum scrap", *JOM (1989)*, vol. 64, iss. 8, pp. 916-922, Aug. 2012.
19. Varužan Kevorkijan, Srečo D. Škapin, Irena Paulin, Uroš Kovačec, Monika Jenko, "Effect of a foaming agent and its morphology on the foaming behaviour, cell-size distribution and microstructural uniformity of closed-cell aluminium foams", *Mater. tehnol.*, vol. 46, no. 3, pp. 233-238, maj-jun. 2012.
20. Jakob Koenig, Danilo Suvorov, "Uniaxial stress dependence of the dielectric permittivity of the  $Na_{0.5}Bi_{0.5}TiO_3KTaO_3$  system", *Sens. actuators, A, Phys.*, vol. 182, pp. 89-94, 2012.
21. Aleksandar Kremenović, Boštjan Jančar, Mira Ristić, Milica Vučinić-Vasić, Jelena Rogan, Aleksandar Pačevski, Bratislav Antić, "Exchange-bias and grain-surface relaxations in nanostructured NiO/Ni induced by a particle size reduction", *The journal of physical chemistry. C, Nanomaterials and interfaces*, vol. 116, no. 7, pp. 4356-4364, 2012.
22. Špela Kunej, Srečo D. Škapin, Danilo Suvorov, "Dielectric properties of the bismuth neodymium titanate pyrochlore solid solution", *J. Am. Ceram. Soc.*, vol. 95, no. 5, pp. 1201-1203, 2012.
23. Michael C. Langston, Nel P. Dasgupta, Hee Joon Jung, Manca Logar, Yu Huang, Robert Sinclair, Fritz B. Prinz, "In situ cycle-by-cycle flash annealing of atomic layer deposited materials", *The journal of physical*

- chemistry. *C, Nanomaterials and interfaces*, vol. 116, issue 45, pp. 24177-24183, 2012.
24. Manca Logar, Andraž Kocjan, Aleš Dakskobler, "Photocatalytic activity of nanostructured  $\gamma$ - $\text{Al}_2\text{O}_3/\text{TiO}_2$  composite powder formed via a polyelectrolyte-multilayer-assisted sol-gel reaction", *Mater. res. bull.*, vol. 47, no. 1, pp. 12-17, 2012.
  25. Miodrag Lukić, Ljiljana Veselinović, Marjeta Maček, Ines Bračko, Srečo D. Škapin, Smilja Marković, Dragan Uskoković, "Peculiarities in sintering behavior of Ca-deficient hydroxyapatite nanopowders", *Mater. lett.*, vol. 68, no. 1, pp. 331-335, 2012.
  26. J. Mack, Philip B. Van Stockum, Yonas T. Yemane, Manca Logar, Hitoshi Iwadate, Fritz B. Prinz, "Observing the nucleation phase of atomic layer deposition *In situ*", *Chem. mater.*, vol. 24, issue 22, pp. 4357-4362, 2012.
  27. Marjeta Maček, Urban Došler, Danilo Suvorov, "Effect of a  $\text{TiO}_2$  nucleating agent on the nucleation and crystallization behavior of  $\text{MgO} - \text{B}_2\text{O}_3 - \text{SiO}_2$  glass", *J. Am. Ceram. Soc.*, vol. 95, issue 6, pp. 1920-1926, 2012.
  28. Djordje Mandrino, Irena Paulin, Srečo D. Škapin, "Scanning electron microscopy, X-ray diffraction and thermal analysis study of the  $\text{TiH}_2$  foaming agent", *Mater. charact.*, [29] pp., 2012.
  29. Oliver Noguera, Jenny Jouin, Oliver Masson, Boštjan Jančar, Philippe Thomas, "Phase formation and crystal structure determination in the  $\text{Y}_2\text{O}_3 - \text{TeO}_2$  system prepared in an oxygen atmosphere", *J. Eur. Ceram. Soc.*, vol. 32, no. 16, pp. 4263-4269, 2012.
  30. Oleg V. Ovchar, Dmitrii Durilin, Anatolii Belous, Boštjan Jančar, Taras Kolodiazhnyi, "Dielectric and relaxor properties of  $\text{Ba}_0.9\text{Mn}_{0.1}\text{O}_{4.5}$  ceramics", *J. Am. Ceram. Soc.*, vol. 95, issue 10, pp. 3202-3206, 2012.
  31. Vladimira Petrovič, Vilma Ducman, Srečo D. Škapin, "Determination of the photocatalytic efficiency of  $\text{TiO}_2$  coatings on ceramic tiles by monitoring the photodegradation of organic dyes", *Ceram. int.*, vol. 38, iss. 2, pp. 1611-1616, 2012.
  32. Matejka Podlogar, Jacob J. Richardson, Damjan Vengust, Nina Daneu, Zoran Samardžija, Slavko Bernik, Aleksander Rečnik, "Growth of transparent and conductive polycrystalline (0001)- $\text{ZnO}$  films on glass substrates under low-temperature hydrothermal conditions", *Adv. funct. mater. (Print)*, vol. 22, no. 15, pp. 3136-3145, 2012.
  33. Magdalena Radović *et al.* (12 authors), "Development and evaluation of  $^{90}\text{Y}$ -labeled albumin microspheres loaded with magnetite nanoparticles for possible applications in cancer therapy", *J. mater. chem.*, vol. 22, no. 45, pp. 24017-24025, 2012.
  34. Ana Stanković, Zoran Stojanović, Ljiljana Veselinović, Srečo D. Škapin, Ines Bračko, Smilja Marković, Dragan Uskoković, " $\text{ZnO}$  micro and nanocrystals with enhanced visible light absorption", *Mater. sci. eng., B, Solid-state mater. adv. technol.*, vol. 177, no. 13, pp. 1038-1045, 2012.
  35. Magdalena Stevanović, Igor Savanović, Vuk Uskoković, Srečo D. Škapin, Ines Bračko, Uroš Jovanović, Dragan Uskoković, "A new, simple, green, and one-pot four-component synthesis of bare and poly( $\alpha$ ,  $\gamma$ , L-glutamic acid)-capped silver nanoparticles", *Colloid polym. sci.*, vol. 290, no. 3, pp. 221-231, 2012.
  36. Magdalena Stevanović, Srečo D. Škapin, Ines Bračko, Marina Milenković, Jana Petković, Metka Filipič, Dragan Uskoković, "Poly(lactide-co-glycolide)/silver nanoparticles: synthesis, characterization, antimicrobial activity, cytotoxicity assessment and ROS-inducing potential", *Polymer (Guildf.)*, vol. 53, issue 14, pp. 2818-2828, 2012.
  37. A. M. Torki, Dejan B. Stojanović, I. D. Živković, Aleksandar D. Marinković, Srečo D. Škapin, Petar S. Uskoković, Radoslav Aleksić, "The viscoelastic properties of modified thermoplastic impregnated multiaxial aramid fabrics", *Polym. compos.*, vol. 33, no. 1, pp. 158-168, 2012.
  38. Marija Vukomanović, I. Šarčev, B. Petronijević, Srečo D. Škapin, Nenad Ignjatović, Dragan Uskoković, "Poly(D,L-lactide-co-glycolide)/hydroxyapatite core-shell nanosphere. Pt. 4, A change of the surface properties during degradation process and the corresponding *in vitro* cellular response", *Colloids surf., B Biointerfaces*, vol. 91, no. 1, pp. 144-153, 2012.
  39. Marija Vukomanović, Vojka Žunič, Mojca Otoničar, Urška Repnik, Boris Turk, Srečo D. Škapin, Danilo Suvorov, "Hydroxyapatite/platinum bio-photocatalyst: a biomaterial approach to self-cleaning", *J. mater. chem.*, vol. 22, no. 21, pp. 10571-10580, 2012.
- co-precipitation and hydrothermal methods", In: *Zbornik*, 4. študentska konferenca Mednarodne podiplomske šole Jožefa Stefana = 4th Jožef Stefan International Postgraduate School Students Conference, 25. maj 2012, Ljubljana, Slovenija, Dejan Petelin, ed., Aleš Tavčar, ed., Boštjan Kaluža, ed., Ljubljana, Mednarodna podiplomska šola Jožefa Stefana, 2012, pp. 234-240.
2. Aleš Mrzel, Adolf Jesih, Andrej Kovič, Srečo D. Škapin, Maja Remškar, Damjan Vengust, "Molybdenum based nanowires and nanotubes by a two-step molybdenum/chalcogenide/halide approach", In: *Proceedings of the ICNS4*, 4th International Conference on Nanostructures, ICNS4, 12-14 March 2012, Kish Island, Iran, Alireza Zaker Moshfegh, ed., Teheran, Sharif University of Technology, 2012, pp. 477-479.
  3. Mojca Otoničar, "Morfofotopna fazna meja v  $(\text{Na}_{1-x}\text{K}_x)_{0.5}\text{Bi}_{0.5}\text{TiO}_3$  piezoelektri ni keramiki", In: *Zbornik*, 4. študentska konferenca Mednarodne podiplomske šole Jožefa Stefana = 4th Jožef Stefan International Postgraduate School Students Conference, 25. maj 2012, Ljubljana, Slovenija, Dejan Petelin, ed., Aleš Tavčar, ed., Boštjan Kaluža, ed., Ljubljana, Mednarodna podiplomska šola Jožefa Stefana, 2012, pp. 282-287.
  4. Matejka Podlogar, Damjan Vengust, Nina Daneu, Jacob J. Richardson, Aleksander Rečnik, Slavko Bernik, "Influence of seed layer on the properties of  $\text{ZNO}$  films prepared by low-temperature hydrothermal synthesis", In: *Proceedings*, 48th International Conference on Microelectronics, Devices and Materials & the Workshop on Ceramic Microsystems, September 19 - September 21, 2012, Otočec, Slovenia, Darko Belavič, ed., Iztok Šorli, ed., Ljubljana, MITEM - Society for Microelectronics, Electronic Components and Materials, 2012, pp. 345-350.
  5. Tina Šetinc, Matjaž Spreitzer, Špela Kunej, Danilo Suvorov, "Dielectric and ferroelectric properties of sol-gel-derived  $\text{Na}_{0.5}\text{TiO}_3$  thin films", In: *Zbornik*, 4. študentska konferenca Mednarodne podiplomske šole Jožefa Stefana = 4th Jožef Stefan International Postgraduate School Students Conference, 25. maj 2012, Ljubljana, Slovenija, Dejan Petelin, ed., Aleš Tavčar, ed., Boštjan Kaluža, ed., Ljubljana, Mednarodna podiplomska šola Jožefa Stefana, 2012, pp. 326-337.
  6. Vojka Žunič, "Photocatalytic discoloration of the azo dye methylene blue in the presence of irradiated  $\text{TiO}_2/\text{Pt}$  nano-composite", In: *Zbornik*, 4. študentska konferenca Mednarodne podiplomske šole Jožefa Stefana = 4th Jožef Stefan International Postgraduate School Students Conference, 25. maj 2012, Ljubljana, Slovenija, Dejan Petelin, ed., Aleš Tavčar, ed., Boštjan Kaluža, ed., Ljubljana, Mednarodna podiplomska šola Jožefa Stefana, 2012, pp. 345-353.

## PATENT APPLICATION

1. Aleš Dakskobler, Andraž Kocjan, Manca Logar, *Method for the preparation of carrier colloidal powder with high specific surface area*, WO2012053990 (A2), World Intellectual Property Organization, 26.4.2012.
1. Marija Vukomanović, Srečo D. Škapin, Danilo Suvorov, *Functionalized hydroxyapatite/gold composites as "green" materials with antibacterial activity and a process for preparing and use thereof*, P-201200204, Urad RS za intelektualno lastnino, 15.6.2012.

## PATENT

1. Aleš Dakskobler, Andraž Kocjan, Manca Logar, *Method for the preparation of carrier colloidal powder with high specific surface area*, SI23502 (A), Urad RS za intelektualno lastnino, 30.4.2012.
2. Aleš Dakskobler, Andraž Kocjan, Manca Logar, *Method for the preparation of carrier colloidal powder with high specific surface area*, SI23580 (A), Urad RS za intelektualno lastnino, 26.6.2012.

## MENTORING

1. Ines Bračko, *Synthesis and functionalisation of one-dimensional titanate-based nanostructures*: doctoral dissertation, Ljubljana, 2012 (mentor Danilo Suvorov; co-mentor Boštjan Jančar).
2. Marija Vukomanović, *Sonochemical synthesis and characterization of hydroxyapatite/metal-based composite materials for biomedical applications*: doctoral dissertation, Ljubljana, 2012 (mentor Srečo Davor Škapin; co-mentor Dragan Uskoković).
3. Jože Katanec, *Antibacterial protections of refrigeration appliances*: master's thesis, Ljubljana, 2012 (mentor Danilo Suvorov; co-mentor Boštjan Pečnik).

## PUBLISHED SCIENTIFIC CONFERENCE CONTRIBUTION

1. Sonja Jovanović, Matjaž Spreitzer, Mojca Otoničar, Danilo Suvorov, "Synthesis of cobalt ferrite nanoparticles using a combination of the

# DEPARTMENT OF BIOCHEMISTRY, MOLECULAR AND STRUCTURAL BIOLOGY

## B-1

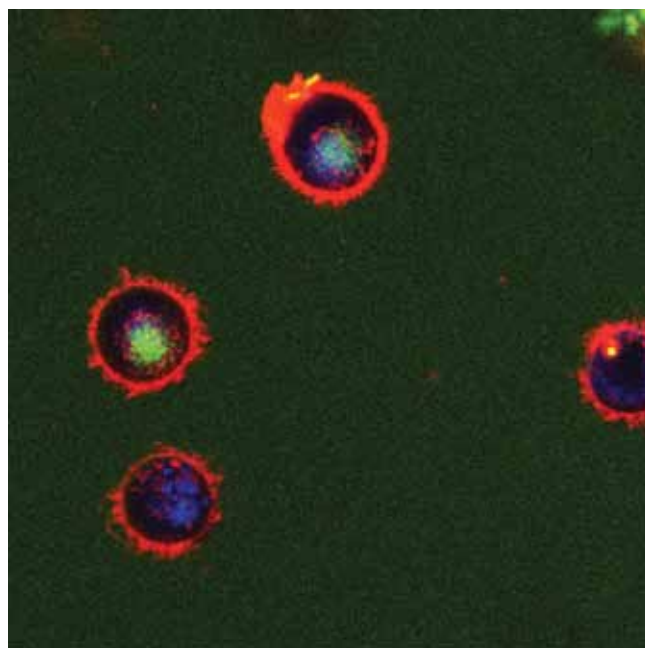
*The research activities of the members of the department are largely focused on studies of the physiological role of proteases in normal and pathological conditions, the mechanism of their action and regulation, as well as their properties and structure.*

Protease research has undergone a major expansion in the past decade, largely due to the extremely rapid development of new technologies, such as quantitative proteomics and in-vivo imaging, as well as the extensive use of in-vivo models. These have led to the identification of physiological substrates and resulted in a paradigm shift from the concept of proteases as protein-degrading enzymes to proteases as key signalling molecules. Their catalytic activities are precisely regulated; the most important ways being zymogen activation and inhibition by their endogenous protein inhibitors. Any imbalance of this regulation can lead to pathologies such as autoimmune, neurological and cardiovascular disorders, cancer and osteoporosis. However, protease signalling pathways are only partially understood. We have only identified a minor subset of true physiological substrates for a limited number of proteases, and their physiological regulation is still not well understood. Similarly, links with other signalling systems are not well established. The major challenges in protease research were therefore discussed in an invited review in EMBO Journal.

We have continued our work in the apoptosis field with a major focus on cysteine cathepsins. We have studied their potential role in the death receptor pathway, in order to clarify previous, contradictory findings. We have investigated apoptosis induced by tumour necrosis factor-related apoptosis-inducing ligand (TRAIL/Apo2L) and CD95 (Fas/APO-1) using four different cell lines, HeLa, HuH-7, Jurkat, and U-937. All four cell lines exhibited different levels of cathepsins and responded differently to apoptosis triggering. Jurkat cells were found to be the most sensitive and the only ones that were sensitive to the agonistic anti-APO-1 antibody. Apoptosis was accompanied by caspase activation, loss of the mitochondria and lysosome integrity, and the release of cysteine cathepsins into the cytosol, as judged based on the hydrolysis of the cysteine cathepsin substrate Z-FR-AMC and by the immunological detection of cathepsin B. The inhibition of caspases by the broad-spectrum inhibitor Z-VAD-FMK prevented apoptosis, including the mitochondrial and lysosomal membrane permeabilization, as well as cathepsin release into the cytosol, consistent with caspases playing a crucial role in the process. Conversely, however, although the cathepsin selective inhibitors E-64d and Ca-074Me completely blocked the cathepsin activity, these inhibitors neither prevented apoptosis and its progression nor the mitochondrial and lysosomal membrane permeabilization associated with this type of cell death. Consequently, cathepsin release into the cytosol was also not prevented. Together, these data indicate that cysteine cathepsins are not required for the TRAIL- and CD95-mediated apoptosis in various human cancer-cell lines. However, it cannot be completely excluded that lysosomes and cysteine cathepsins are involved in the amplification, but not in the initiation, of death receptor-mediated apoptosis. In addition, we have shown that the overexpression of the endogenous cathepsin inhibitor stefin B in the nucleus of astrocytoma T98G cells delayed the activation of executioner caspases upon apoptosis induction with staurosporine. Since the cathepsin inhibitor E-64d did not prevent caspase activation, we concluded that the delay of caspase activation in T98G cells overexpressing stefin B in the nucleus is independent of cathepsin inhibition. In collaboration with M. Goligorsky, we have found that cathepsins are involved in the stress-induced premature senescence (SIPS) of endothelial cells through the degradation of sirtuin-1. Finding that SIRT1 is an important substrate of cysteine cathepsins B, S, and L further suggests that this is a mechanism linking cell stress to apoptosis and SIPS. The proposed mechanism of SIRT1 depletion in stress has all of the attributes of being a paradigm of SIPS of endothelial progenitor cells. In addition, we contributed several review papers about the potential role of the lysosomal system and the cathepsins in apoptosis and apoptosis-related therapies.



Head:  
**Prof. Boris Turk**



*Figure 1: Tick inhibitor of human proteases in immune cells from host skin - Confocal microscopy with a white light laser (LEICA TCS SP5 X)*

More work has been carried out on understanding the protease function. Major histocompatibility class (MHC) II molecules are essential for running an adaptive immune response. They are produced in the ER and targeted to late endosomes with the help of invariant chain (Ii) trimers. Ii trimerization may be induced by the Ii TM domain. To enable mechanistic and structural studies of MHC class II-Ii assembly, soluble forms of the complexes were expressed. We show that Ii trimerizes in the absence of the transmembrane part, prior to the binding of  $\alpha/\beta$  chains. The biochemical analysis supports the suggestion that the MHC class II-Ii complexes are not necessarily trimers of trimers, but that the Ii trimer can also be occupied by one or two MHC class II complexes.

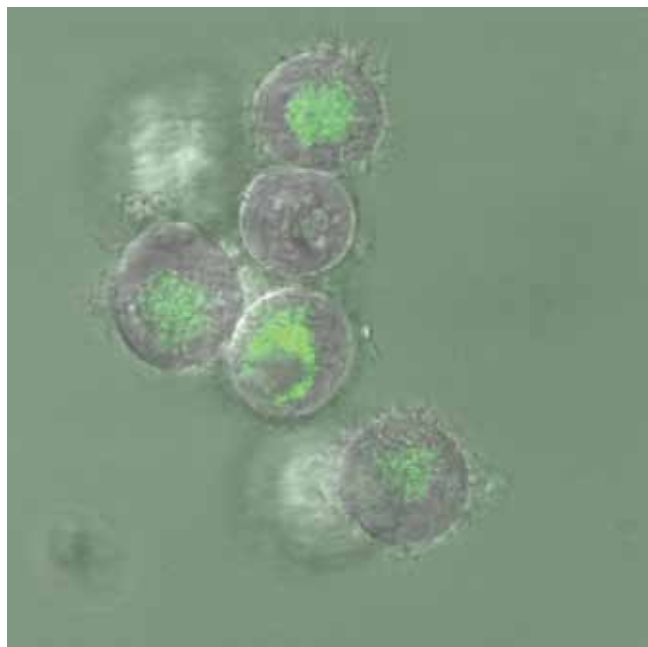


Figure 2: Tick inhibitor of human proteases in immune cells from host skin - Confocal microscopy with white light laser (LEICA TCS SP5 X)

Also, the release of the thyroid hormone thyroxin from thyroglobulin is controlled by a complex regulatory system, involving several proteases. We have focused on dipeptidase cathepsin C and a metallopeptidase lysosomal dipeptidase (PGCP), which degrades dipeptides to amino acids. We have shown in *in vitro* experiments that cathepsin C removes up to 12 amino acids from the N-terminus of porcine thyroglobulin, including a dipeptide with thyroxin on position 5. The newly formed N-terminus, Arg-Pro-, was not hydrolysed further by cathepsin C. Secretion of the active cathepsin C and PGCP from FRTL-5 cells was found to be stimulated by TSH, insulin, and/or somatostatin. The released enzymes were found to liberate thyroxin from porcine thyroglobulin added to media. Furthermore, the hormone release could be reduced by synthetic inhibitors of cysteine and metalloproteinases, suggesting that cathepsin C and PGCP are involved in thyroglobulin regulation.

Another protease we have been working on was cathepsin E. A splice variant of cathepsin E was found to be expressed in a number of gastric carcinomas. Using polyclonal antibodies and biotinylated inhibitor pepstatin A, we have detected this cathepsin E variant in HeLa cells. When expressed, the splice variant was found to be inactive, in contrast to the full-length wild-type form, which was activated at acidic pH. A comparative structure model of the splice variant based on its alignment to the known structure of the cathepsin E intermediate enabled us to explain the loss of activity.

We have also continued our work on protease inhibitors. In collaboration with the group of Prof. Kos, we were involved in the characterization of the serine protease inhibitor cospin from *Coprinopsis cinerea*. We have determined the crystal structure of the inhibitor, which revealed that the protein has a  $\beta$ -trefoil fold. Site-directed mutagenesis and mass-spectrometry results have confirmed Arg-27 as the reactive binding site for trypsin inhibition. The loop containing the Arg-27 residue is positioned between the  $\beta 2$  and  $\beta 3$  strands, distinguishing cospin from other  $\beta$ -trefoil-fold serine protease inhibitors in which  $\beta 4$ - $\beta 5$  or  $\beta 5$ - $\beta 6$  loops are involved in the protease inhibition. The overall results suggest that cospin and its homologs are effectors of a fungal defence mechanism against fungivorous insects that function by

the specific inhibition of serine proteases in the insect gut.

We participated in three FP7 projects, being the coordinators of one of them (LIVIMODE). We are also involved in two Slovenian Centers of Excellence, Center for Integrative approaches for Chemistry and Biology of Proteins (CIPKEBIP) that we also coordinate, and Nanosciences and Nanotechnologies. We are partners in the competence center BRIN, which, like both Centers of Excellence, brings together researchers from both industry and academia. In addition, there are numerous other international collaborations with excellent research teams from different countries including Belgium, France, Germany, Sweden, Switzerland, UK, USA, Australia and Japan, which resulted in joint publications. Prof. Vito Turk was invited to organize a special issue of *Biochimica Biophysica Acta*, dedicated to the Nobel laureate Christian de Duve and the 60 years since his discovery of the lysosome, which was a major honour. Several members of the department were invited to give lectures at international symposia and foreign universities.




Figure 3: IVIS Spectrum Pre-clinical In Vivo Imaging System is the first whole body imaging system in Slovenia.

## Some important publications in the past year

1. Turk, B., Turk, D., Turk, V.: Protease signalling: the cutting edge. *EMBO J.* 31, 2012, pp. 1630–1643
2. Suban, D., Zajc, T., Renko, M., Turk, B., Turk, V., Dolenc, I.: Cathepsin C and plasma glutamate carboxypeptidase secreted from Fischer rat thyroid cells liberate thyroxin from the N-terminus of thyroglobulin. *Biochimie.* 94, 2012, pp. 719–726
3. Turk, V., Stoka, V., Vasiljeva, O., Renko, M., Sun, T., Turk, B., Turk, D.: Cysteine cathepsins: From structure, function and regulation to new frontiers. *Biochim Biophys Acta.* 1824, 2012, pp. 68–88
4. Sabotič, J., Bleuler-Martinez, S., Renko, M., Avanzo Caglič, P., Kallert, S., Štrukelj, B., Turk, D., Aebi, M., Kos, J., Künzler, M.: Structural basis of trypsin inhibition and entomotoxicity of cospin, a serine protease inhibitor involved in defence of *Coprinopsis cinerea* fruiting bodies. *J Biol Chem*, 287, 2012, pp. 3898–3907

## Organization of conferences and meetings

1. 29<sup>th</sup> Winter School on Proteinases and their Inhibitors, Recent Developments, Tiers, Italy, 29. 2.–4. 3. 2012, coorganizers
2. 13<sup>th</sup> International Symposium on Proteinases, Inhibitors And Biological Control, Portorož, 22.–26. 9. 2012

## Patent granted

1. Matthew Bogyo, Steven H. L. Verhelst, Marko Fonović, Mild chemically cleavable linker system, US8314215 (B2), United States Patent and Trademark Office, 20.11.2012.

## INTERNATIONAL PROJECTS

- |  |   |
|--|---|
| <ol style="list-style-type: none"> <li>1. 7 FP - MICROENVIMET: Understanding and fighting metastasis by modulating the tumor microenvironment through interference with the protease network<br/>European Commission<br/>Asst. Prof. Olga Vasiljeva</li> <li>2. 7 FP - ALEXANDER: Mucus permeating nanoparticulate drug delivery systems<br/>European Commission<br/>Asst. Prof. Olga Vasiljeva</li> <li>3. 7 FP - LIVIMODE: Light-based functional in vivo monitoring of diseases related enzymes<br/>European Commission<br/>Prof. Boris Turk</li> <li>4. MD simulations of the initial steps in oligomerization of an amyloidogenic protein human stefin B; in comparison to the less amyloidogenic stefin A<br/>Slovenian Research Agency<br/>Prof. Eva Žerovnik</li> <li>5. Nuclear inhibitors of cysteine proteinases influence heterochromatin distribution in the nucleus<br/>Slovenian Research Agency<br/>Asst. Prof. Nataša Kopitar - Jerala</li> <li>6. The role of cystatins in immune response to viruses<br/>Slovenian Research Agency<br/>Asst. Prof. Nataša Kopitar - Jerala</li> </ol> | <ol style="list-style-type: none"> <li>2. Secretory vesicle mobility and calcium homeostasis in astrocytes<br/>Prof. Veronika Stoka</li> <li>3. Study of hom(e)ologous recombination in the evolution of polyketide synthases<br/>Prof. Boris Turk</li> <li>4. The role of small GTPases in the regulation of endosomal/lysosomal transport in astrocytes<br/>Prof. Veronika Stoka</li> <li>5. Cathepsin E: characterisation and biological role<br/>Prof. Vito Turk</li> <li>6. The role of cysteine cathepsins and caspases in neurodegeneration<br/>Prof. Veronika Stoka</li> <li>7. The role of lysosomes and lysosomal proteases in cellular signalling<br/>Prof. Boris Turk</li> <li>8. The role of cysteine cathepsins in cellular signalling<br/>Prof. Boris Turk</li> <li>9. Role and relevance of empirical geometric parameters in crystal structure determination of macromolecules for prediction of ligand binding<br/>Prof. Dušan Turk</li> <li>10. Involvement of the lysosomal cysteine peptidase inhibitors in progression and metastasis of mammary cancer<br/>Asst. Prof. Olga Vasiljeva</li> <li>11. Inhibitors of cysteine carboxypeptidases as regulators of autoimmune and neurodegenerative processes<br/>Asst. Prof. Olga Vasiljeva</li> <li>12. Oligomers of amyloidogenic proteins from a to z: biophysical properties, structure, function and mutual interactions<br/>Prof. Eva Žerovnik</li> <li>13. Research on new technologies for conservation – restoration of baroque easel paintings<br/>Asst. Prof. Marko Fonović</li> <li>14. XIII. International Symposium on Proteinases, Inhibitors and Biological Control<br/>Prof. Boris Turk</li> <li>15. Competency centre for biotechnological development and innovation: CC BDI<br/>Prof. Boris Turk</li> <li>16. P2012, 13<sup>th</sup> International symposium on proteinases, inhibitors and biological control, Portorož, Slovenia, 22.–26. 9. 2012<br/>Prof. Boris Turk</li> </ol> |
|--|---|

## RESEARCH PROGRAMS

1. Structural biology  
Prof. Dušan Turk
2. Proteolysis and its regulation  
Prof. Boris Turk

## R & D GRANTS AND CONTRACTS

1. Cell signalling of Toll-like receptors  
Asst. Prof. Nataša Kopitar - Jerala

## VISITORS FROM ABROAD

- |   |  |
|---|--|
| <ol style="list-style-type: none"> <li>1. Georgy Mikhaylov, Siberian State Medical University, Tomsk, Siberia, Russia, 1. 1.–31. 12. 2012 (JSI Scholarship)</li> <li>2. Dr. Michal Potempa, Jagiellonian University, Krakow, Poland, 23.–25. 1. 2012</li> <li>3. Dr. Lawrence Banks, ICGEB, Trieste, Italy, 3. 2. 2012</li> <li>4. Dr. Brigita Urbanc, Drexel University, Philadelphia, USA, 28. 2. 2012</li> </ol> | <ol style="list-style-type: none"> <li>5. Prof. Kazuo Umezawa, Department of Molecular Target Medical Screening, School of Medicine, Aichi Medical University, Nagakute, Japan, 15.–16. 10. 2012</li> <li>6. Andrey Kadin, Shemyakin and Ovchinnikov Institute of Bioorganic Chemistry Russian Academy of Science, Moscow, Russia, 15.–31. 12. 2012 (JSI Scholarship)</li> </ol> |
|---|--|



## STAFF

### Researchers

1. Dr. Iztok Dolenc
2. Asst. Prof. Marko Fonović
3. Asst. Prof. Nataša Kopitar - Jerala
4. Prof. Brigita Lenarčič\*
5. Asst. Prof. Urška Repnik
6. Abelardo Manuel Silva, B. Sc.
7. Prof. Veronika Stoka
8. Andrej Šali, B. Sc.

### 9. Prof. Boris Turk, Head

10. Prof. Dušan Turk
11. Prof. Vito Turk
12. Dr. Livija Tušar
13. Asst. Prof. Olga Vasiljeva
14. Asst. Prof. Tina Zavašnik Bergant
15. Prof. Eva Žerovnik

### Postdoctoral associates

16. Dr. Katarina Črnigoj Kristan, left 10.05.12
17. Dr. Saška Ivanova, left 01.09.12
18. Dr. Marko Mihelič
19. Dr. Petra Nikolič
20. Dr. Katarina Pegan
21. Dr. Cristina Gabriela Pinto Droga Mazovec
22. Dr. Michal Piotr Potempa
23. Dr. Jure Pražnikar\*
24. Dr. Miha Renko
25. Dr. Dejan Suban
26. Dr. Aleš Špes
27. Dr. Aleksandra Usenik

### Postgraduates

28. Katja Bidovec, B. Sc.

29. Miha Butinar, B. Sc.
30. Maruša Hafner Česen, B. Sc.
31. Barbara Jerič, B. Sc.
32. Lovro Kramer, B. Sc.
33. Katarina Maher, B. Sc.
34. Mira Polajnar, B. Sc.
35. Jelena Rajković, B. Sc.
36. Barbara Sobotič, B. Sc.
37. Ajda Taler-Verčič, B. Sc.
38. Mojca Trstenjak Prebanda, B. Sc.
39. Robert Vidmar, B. Sc.
40. Matej Vizovišek, B. Sc.
41. Tajana Zajc, B. Sc.
42. Janja Završnik, B. Sc.

### Technical officers

43. Andrejka Doberšek, B. Sc.
44. Vida Puizdar, M. Sc.
45. Andreja Sekirnik, B. Sc.
46. Ivica Štefe, B. Sc.

### Technical and administrative staff

47. Louisa Johanna Kroon Žitko, B. Sc.
48. Maja Orehek, B. Sc.
49. Dejan Pelko
50. Polonca Pirš Kovačič
51. Barbara Vrtačnik

Note:

\* part-time JSI member

## BIBLIOGRAPHY

### ORIGINAL SCIENTIFIC ARTICLE

1. Matjaž Brvar, Andrej Perdih, Vesna Hodnik, Miha Renko, Gregor Anderluh, Roman Jerala, Tomaž Šolmajer, "In silico discovery and biophysical evaluation of novel 5-(2-hydroxybenzylidene) rhodanine inhibitors of DNA gyrase B", *Bioorg. med. chem.*, vol. 20, iss. 8, pp. 2572-2580, 2012.
2. Matjaž Brvar, Andrej Perdih, Miha Renko, Gregor Anderluh, Dušan Turk, Tomaž Šolmajer, "Structure-based discovery of substituted 4,5'-bithiazoles as novel DNA gyrase inhibitors", *J. med. chem.*, vol. 55, issue 14, pp. 6413-6426, 2012.
3. Jun Chen, Sandhya Xavier, Eliza Moskowitz-Kassai, Robert Chen, Connie Y. Lu, Kyle Sanduski, Aleš Špes, Boris Turk, Michael S. Goligorsky, "Cathepsin cleavage of Sirtuin 1 in endothelial progenitor cells mediates stress-induced premature senescence", *Am J Pathol.*, vol. 180, no. 3, pp. 973-983, 2012.
4. Rosana Hudej, Jakob Kljun, Wolfgang Kandiolter, Urška Repnik, Boris Turk, Christian G. Hartinger, Bernhard K. Keppler, Damijan Miklavčič, Iztok Turel, "Synthesis and biological evaluation of the thionated antibacterial agent nalidixic acid and its organoruthenium(II) complex", *Organometallics*, vol. 31, issue 16, pp. 5867-5874, 2012.
5. Stefanie Jäger *et al.* (20 authors), "Vif hijacks CBF- $\beta$  to degrade APOBEC3G and promote HIV-1 infection", *Nature (Lond.)*, vol. 481, no. 7381, pp. 371-375, 2012.
6. Nataša Kopitar-Jerala, "The role of cysteine proteinases and their inhibitors in the host pathogen cross talk", *Current protein and peptide science*, vol. 13, no. 8, pp. 767-775, 2012.
7. Špela Magister, Nataša Obermajer, Bojana Mirković, Urban Švajger, Miha Renko, Adaleta Softić, Rok Romih, Jeff D. Colbert, Colin Watts, Janko Kos, "Regulation of cathepsins S and L by cystatin F during maturation of dendritic cells", *Eur. j. cell biol.*, vol. 91, no. 5, pp. 391-401, 2012.
8. Dušana Majera, Katarina Kristan, Jacques Neeffjes, Dušan Turk, Marko Mihelič, "Expression, purification and assembly of soluble multimeric MHC class II-invariant chain complexes", *FEBS lett.*, vol. 586, no. 9, pp. 1318-1324, 2012.
9. Marko Novinec, Brigita Lenarčič, Antonio Baici, "Clusterin is a specific stabilizer and liberator of extracellular cathepsin K", *FEBS lett.*, vol. 586, no. 7, pp. 1062-1066, 2012.
10. Marko Novinec, Miha Pavšič, Brigita Lenarčič, "A simple and efficient protocol for the production of recombinant cathepsin V and other cysteine cathepsins in soluble form in *Escherichia coli*", *Protein expr. purif.*, vol. 82, no. 1, pp. 1-5, 2012.
11. Robert Paramore, Gareth J. Morgan, Peter J. Davies, Carrie-Anne Sharma, Andrea Hounslow, Ajda Taler-Verčič, Eva Žerovnik, Jonathan P. Waltho, Matthew J. Cliff, Rosemary A. Staniforth, "Mapping local structural perturbations in the native state of stefin B (cystatin B) under amyloid forming conditions", *Front. mol. neurosci.*, vol. 5, pp. 94-1-94-14, 2012.
12. Jure Pohleven, Miha Renko, Špela Magister, David F. Smith, Markus Kuenzler, Borut Štrukelj, Dušan Turk, Janko Kos, Jerica Sabotič, "Bivalent carbohydrate binding is required for biological activity of CNL, the LacdiNAc (GalNAc $\beta$ 1 - 4GlcNAc)-specific lectin from basidiomycete *Clitocybe nebularis*", *J Biol Chem*, vol. 287, no. 13, pp. 10602-10612, 2012.
13. Vida Puizdar, Tajana Zajc, Eva Žerovnik, Miha Renko, Ursula Pieper, Narayanan Esvar, Andrej Šali, Iztok Dolenc, Vito Turk, "Biochemical characterization and structural modeling of human cathepsin E variant 2 in comparison to the wild-type protein", *Biol Chem*, vol. 393, pp. 177-186, 2012.
14. Jerica Sabotič, Silvia Bleuler-Martinez, Miha Renko, Petra Avanzo Caglič, Sandra Kallert, Borut Štrukelj, Dušan Turk, Markus Aebi, Janko Kos, Markus Künzler, "Structural basis of trypsin inhibition and entomotoxicity of cospin, a serine protease inhibitor involved in defence of *Coprinopsis cinerea* fruiting bodies", *J Biol Chem*, vol. 287, issue 6, pp. 3898-3907, 2012.
15. Carmen Sánchez-Cañizares, Luis Rey, David Durán, Francisco Temprano, Paloma Sánchez-Jiménez, Albert Navarro, Mira Polajnar, Juan Imperial, Tomás Ruiz-Argüeso, "Endosymbiotic bacteria nodulating a new endemic lupine *Lupinus mariae-josephi* from

- alkaline soils in Eastern Spain represent a new lineage within the Bradyrhizobium genus", *Syst. appl. microbiol.*, vol. 34, no. 3, pp. 207-215, 2012.
16. Avner Schlessinger, Ethan Geier, Hao Fan, John J. Irwin, Brian Shoichet, Kathleen M. Giacomini, Andrej Šali, "Structure-based discovery of prescription drugs that interact with the norepinephrine transporter, NET", *Proc. Natl. Acad. Sci. U. S. A.*, vol. 108, no. 38, pp. 15810-1-15810-5, 2012.
  17. Dejan Suban, Tajana Zajc, Miha Renko, Boris Turk, Iztok Dolenc, "Cathepsin C and plasma glutamate carboxypeptidase secreted from Fischer rat thyroid cells liberate thyroxin from the N-terminus of thyroglobulin", *Biochimie (Paris)*, vol. 94, no. 3, pp. 719-726, 2012.
  18. Tao Sun, Vito Turk, Boris Turk, Nataša Kopitar-Jerala, "Increased expression of stefin B in the nucleus of T98G astrocytoma cells delays caspase activation", *Front. mol. neurosci.*, vol. 5, pp. 093-1-093-6, Sept. 2012.
  19. Aleš Špes, Barbara Sobotič, Vito Turk, Boris Turk, "Cysteine cathepsins are not critical for TRAIL- and CD95-induced apoptosis in several human cancer cell lines", *Biol Chem*, vol. 393, issue 12, pp. 1417-1431, 2012.
  20. Ana Torkar, S. Bregant, Laurent Devel, Marko Novinec, Brigita Lenarčič, Tamara Lah Turnšek, Vincent Dive, "A novel photoaffinity-based probe for selective detection of cathepsin L active form", *ChemBioChem*, vol. 13, issue 17, pp. 2616-2621, 2012.
  21. Patrick Weinkam, Jaume Pons, Andrej Šali, "Structure-based model of allostery predicts coupling between distant sites", *Proc. Natl. Acad. Sci. U. S. A.*, vol. 109, no. 13, pp. 4875-4880, 2012.
  22. Marija Vukomanović, Vojka Žunič, Mojca Otoničar, Urška Repnik, Boris Turk, Srečo D. Škapin, Danilo Suvorov, "Hydroxyapatite/platinum biophotocatalyst: a biomaterial approach to self-cleaning", *J. mater. chem.*, vol. 22, no. 21, pp. 10571-10580, 2012.
  23. Janez Žibert, Jure Pražnikar, "Cluster analysis of particulate matter (PM10) and black carbon (BC) concentrations", *Atmos. environ. (1994)*, vol. 57, pp. 1-12, 2012.

## REVIEW ARTICLE

1. Gregor Anderluh, Eva Žerovnik, "Pore formation by human stefin B in its native and oligomeric states and the consequent amyloid induced toxicity", *Front. mol. neurosci.*, vol. 5, pp. 1-8 (article 85), 2012.
2. Maruša Hafner Česen, Katarina Pegan, Aleš Špes, Boris Turk, "Lysosomal pathways to cell death and their therapeutic applications", *Exp. cell res.*, vol. 318, issue 11, pp. 1245-1251, 2012.
3. Zala Jenko Pražnikar, Jure Pražnikar, "The effects of particulate matter air pollution on respiratory health and on the cardiovascular system", *Zdravstveno varstvo*, vol. 51, no. 3, pp. 190-199, 2012.
4. Daniel J. Klionsky *et al.* (1269 authors), "Guidelines for the use and interpretation of assays for monitoring autophagy", *Autophagy*, vol. 8, iss. 4, pp. 445-544, April 2012.
5. Mira Polajnar, Slavko Čeru, Nataša Kopitar-Jerala, Eva Žerovnik, "Human stefin B normal and patho-physiological role: molecular and cellular aspects of amyloid-type aggregation of certain EPM1 mutants", *Front. mol. neurosci.*, vol. 5, pp. 88-1-88-10, 2012.
6. Thomas Reinheckel, Christoph Peters, Achim Krüger, Boris Turk, Olga Vasiljeva, "Differential impact of cysteine cathepsins on genetic mouse models of de novo carcinogenesis: cathepsin B as emerging therapeutic target", *Front Pharmacol*, vol. 3, pp. 133-1-133-6, 2012.
7. Miha Renko, Jerica Sabotič, Dušan Turk, "β-trefoil inhibitors from the work of Kunitz onward", *Biol Chem*, vol. 393, no. 10, pp. 1043-1054, 2012.
8. Urška Repnik, Veronika Stoka, Vito Turk, Boris Turk, "Lysosomes and lysosomal cathepsins in cell death", *Biochimica et biophysica acta, Proteins and proteomics*, vol. 1824, no. 1, pp. 22-33, 2012.
9. Boris Turk, Dušan Turk, Vito Turk, "Protease signalling: the cutting edge", *EMBO j.*, vol. 31, no. 7, pp. 1630-1643, 2012.

10. Vito Turk, Veronika Stoka, Olga Vasiljeva, Miha Renko, Tao Sun, Boris Turk, Dušan Turk, "Cysteine cathepsins: from structure, function and regulation to new frontiers", *Biochimica et biophysica acta, Proteins and proteomics*, vol. 1824, no. 1, pp. 68-88, 2012.

## PUBLISHED SCIENTIFIC CONFERENCE CONTRIBUTION

1. Nataša Mehle, Maja Ravnikar, Marina Dermastia, Petra Nikolić, Matevž Rutar, Tina Naglič, Gabrijel Seljak, Ivan Žežlina, Erika Orešek, "Novi podatki o razširjenosti zlate trsne rumenice v Sloveniji, biologiji prenašalca in obvladovanju bolezni", In: *Zbornik referatov*, 4. slovenski vinogradniško-vinarski kongres z mednarodno udeležbo, Nova Gorica, 25. & 26. 1. 2012 = 4th International Slovenian Congress on Vitiviculture, Nova Gorica, Slovenia, 25. & 26. 1. 2012, Denis Rusjan, ed., Ljubljana, Biotehniška fakulteta, = Biotechnical Faculty, 2012, pp. 81-86.
2. Tina Zavašnik-Bergant, "Uporaba modernih mikroskopskih tehnik v biotehnologiji in biokemiji", In: *Biotehnologija in mikrobiologija za znanje in napredek*, (Pomen biotehnologije in mikrobiologije za prihodnost, 10), Pomen biotehnologije in mikrobiologije za prihodnost, Ljubljana, 27. in 28. september 2012, Peter Raspor, ed., Maja Paš, ed., Ljubljana, Biotehniška fakulteta, Oddelek za živilstvo, Katedra za biotehnologijo, mikrobiologijo in varnost živil, 2012, pp. 403-412.

## INDEPENDENT PROFESSIONAL COMPONENT PART OR A CHAPTER IN A MONOGRAPH

1. Mira Polajnar, Slavko Čeru, Nataša Kopitar-Jerala, Dejan Caglič, Eva Žerovnik, "Protein aggregation as a modulatory factor in EPM1", In: *Amyloids: composition, functions, and pathology*, Irene P. Halcheck, ed., Nancy R. Vernon, ed., Hauppauge, Nova Science Publishers, 2012, pp. 103-118.
2. Tina Zavašnik-Bergant, "Quantification of immunogold labelling in two populations of dendritic cells: a study on endogenous protease inhibitor", In: *Current microscopy contributions to advances in science and technology*, (Microscopy book series, vol. 5), A. Méndez-Vilas, ed., Badajoz, Formatex Research Center, 2012, zv. 1, pp. 358-365.

## PATENT

1. Matthew Bogyo, Steven H. L. Verhelst, Marko Fonovič, *Mild chemically cleavable linker system*, US8314215 (B2), United States Patent and Trademark Office, 20.11.2012.

## MENTORING

1. Dušana Majera, *Production and characterization of MHC class II-invariant chain complex*: doctoral dissertation, Ljubljana, 2012 (mentor Dušan Turk; co-mentor Jacques Neefjes).
2. Dejan Suban, *Effect of N-glycosylation on plasma glutamate carboxypeptidase function*: doctoral dissertation, Ljubljana, 2012 (mentor Vito Turk; co-mentor Iztok Dolenc).
3. Aleš Špes, *Role and significance of cysteine cathepsins in TRAIL induced apoptosis*: doctoral dissertation, Ljubljana, 2012 (mentor Vito Turk; co-mentor Boris Turk).
4. Nina Vidregar, *Degradation of ataxin-3 and its mutants by cysteine cathepsins: a possible role of ataxin-3 fragments in spinocerebellar ataxia type 3*: master's thesis, Ljubljana, 2012 (mentor Veronika Stoka; co-mentor Boris Turk).
5. Irena Leonida Kropf, *Effect of lowering (percentage of) salt in meat products on the content of the number of microorganisms*: master's thesis, Maribor, 2012 (mentor Avrelija Cencič; co-mentor Livija Tušar).



# DEPARTMENT OF MOLECULAR AND BIOMEDICAL SCIENCES

## B-2

*The research program of the Department of Molecular and Biomedical Sciences is focused on basic research in protein biochemistry, molecular and cellular biology, and genetics. The primary goal of our investigations is the acquisition of a new understanding of mammalian pathophysiology with the aim of improving human and animal health.*

### Secreted phospholipases A<sub>2</sub> (sPLA<sub>2</sub>s)

The major research topic of the department is the sPLA<sub>2</sub>s originating from animal toxins as well as those found in humans. We are studying the molecular mechanisms of the action of the toxic sPLA<sub>2</sub>s, particularly those endowed with presynaptic neurotoxicity, and the role of endogenous sPLA<sub>2</sub>s in the pathological and physiological processes in mammals.

By means of protein engineering and chemical synthesis we have prepared several new molecular tools for characterising sPLA<sub>2</sub> binding proteins, searching for novel receptors, studying the dynamics of the translocation of sPLA<sub>2</sub>s from the external space into the cells, the localization of sPLA<sub>2</sub>s inside cells and their co-localization with already described binding proteins.

In 2012 we continued with intensive research on the molecular mechanism of the action of presynaptically neurotoxic sPLA<sub>2</sub>s. As model sPLA<sub>2</sub>s in our studies we used ammodytoxin (Atx) from the venom of the nose-horned viper (*Vipera ammodytes ammodytes*), belonging to group IIA sPLA<sub>2</sub>s, and also OS<sub>2</sub> from the venom of the Australian taipan (*Oxyuranus scutellatus scutellatus*), which is a group I sPLA<sub>2</sub>. We have been trying to answer several key questions about the action of this group of neurotoxic enzymes. We were interested in the identification of the N-type sPLA<sub>2</sub> receptor in the presynaptic membrane of a motoneuron, which is crucial for the expression of neurotoxicity. To trace this receptor we decided to use OS<sub>2</sub>, which binds to it with a 1000-fold higher affinity than Atx. In the scope of an international bilateral project Proteus with a research group from the Institute of Molecular and Cellular Pharmacology of the National Centre for Scientific Research (CNRS), Valbonne, France, we prepared large quantities of recombinant wild-type OS<sub>2</sub> from the venom of the Australian taipan and its chimera with a similar, but non-toxic, OS<sub>1</sub> from the venom of the same snake. In the following, their photo-reactive derivatives will be prepared, which are expected to enable the identification of the N-type receptor for sPLA<sub>2</sub>s in mammals.

Following demonstrations that sPLA<sub>2</sub>s can also act inside cells, their intracellular activity became a very attractive research topic for numerous research groups. In our group these investigations have been conducted using different cellular models. In the past year we concluded an investigation of the molecular mechanism of the action of Atx in yeast *Saccharomyces cerevisiae*. Based on the results of an SGA (synthetic genetic array) analysis (Figure 1) and the analysis of the influence of cytosol-expressed Atx on the dynamics of sites of endocytosis in the plasma membrane (PM) of the yeast cell (Figure 2), we concluded that Atx significantly inhibits the process of endocytosis by inhibiting the function of amphiphysin. Amphiphysin is a protein that plays a key role in the final steps of the release of endocytotic vesicles from the PM. In the initial phase of Atx action on endocytosis, its binding to the 14-3-3 protein, located on the PM at the sites where endocytic vesicles start to form, is important. Afterwards, Atx phospholipase activity is crucial for the blocking effect (M. Mattiazzi et al., *PLoS ONE*, 7 (2012), e40931). In the future we will test the hypothesis, based on the results obtained in yeast, about the way of inhibiting the process of endocytosis by sPLA<sub>2</sub>s from the cytosol also in mammalian cells. Knowing how neurotoxic sPLA<sub>2</sub>s act may open new approaches to the regulation of endocytosis, which would be extremely important for human medicine. The functional-genomic approach to



Head:

**Prof. Igor Krizaj**

**New substances and molecular tools to improve human and animal health.**

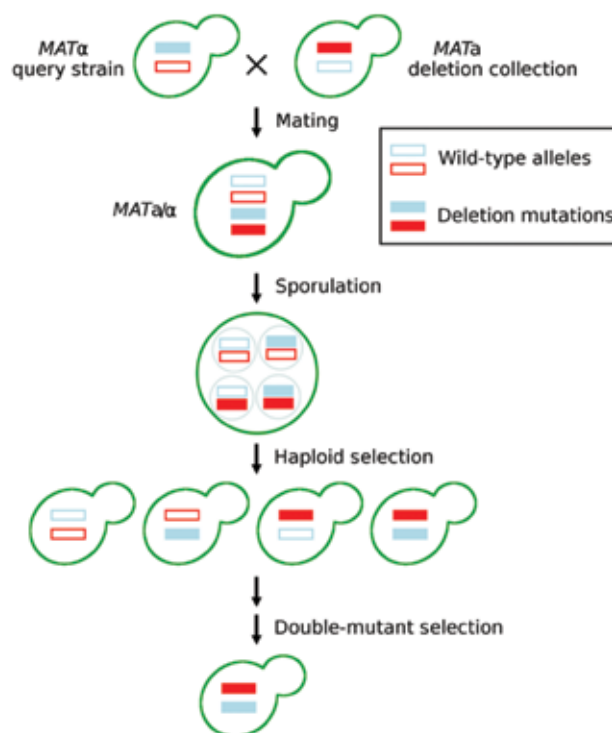


Figure 1: Schematic representation of the synthetic genetic array (SGA) analysis method. SGA is a technique that enables the identification of the genetic interactions between genes in a systematic manner.

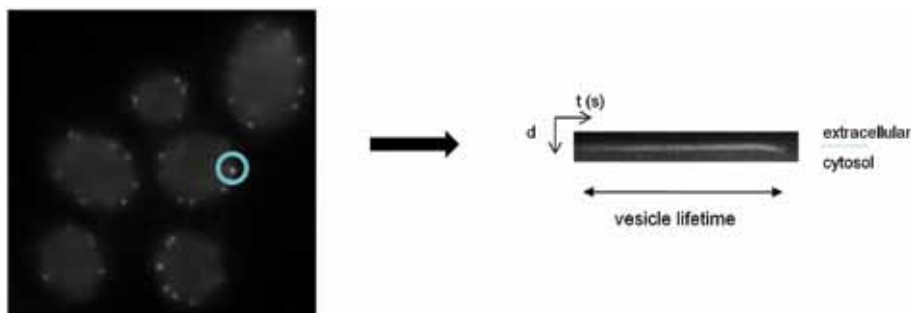


Figure 2: The procedure to determine the lifetime and movement of an endocytic vesicle in a yeast cell. Kymograph (right) is obtained by dissecting through time a particular area of the yeast plasma membrane (blue circle) using real-time fluorescence microscopy.

study the molecular mechanisms of action of animal toxins in the yeast cell, introduced by our group in the field of toxinology, obviously attracted considerable attention – the editor of *Toxicon*, the main toxinology journal, invited us to prepare a review paper on this topic (M. Mattiazzi et al., *Toxicon*, 60 (2012) 558–571). Intensive research on the intracellular action of Atx also proceeded with two mammalian cell lines, mouse NSC34 and rat PC12 cells. Using confocal microscopy we observed the dynamics of the internalization of Atx into the PC12 cells. Among other experiments in these

cells, we also confirmed the co-localization of Atx with mitochondria (Figure 3). It is presumed that the interaction of certain sPLA<sub>2</sub>s, including Atx, with calmodulin (CaM), a regulatory protein in the cytosol, is physiologically very important. Therefore, we study this interaction with particular interest. Aiming to observe the dynamics of the interaction between Atx and CaM in the cell using a FRET method, we were developing fluorescence derivatives of both proteins in the past year. We were also very interested in a detailed structural analysis of the interaction between Atx (and homologous mammalian sPLA<sub>2</sub>s) and CaM, as well as in the interaction of the sPLA<sub>2</sub>-CaM complex with the phospholipid membrane, which will be accomplished by using protein NMR spectroscopy. To this end we prepared in the scope of a postdoctoral research project the recombinant <sup>13</sup>C- in <sup>15</sup>N-labelled Atx and CaM. In 2012 we acquired the first NMR spectra. In the NMR studies we collaborate with two partner groups, the Bijvoet Centre from the Utrecht University, Netherlands, and the NMR centre from the National Institute of Chemistry, Ljubljana, Slovenia. With the results obtained already we succeeded to raise additional funds from the European project FP7-Bio-NMR to cover the expenses of the NMR measurements at Utrecht University.

We concluded a bilateral project with Bulgarian colleagues from Sofia University. In the scope of this project we looked for the differences in the mechanism of neurotoxic action of monomeric Atx from the venom of our subspecies of the nose-horned viper (*Vipera a. ammodytes*) and the two-chain vipoxin from the snake venom of the Bulgarian subspecies (*Vipera a. meridionalis*). The data obtained, leading to the conclusion that, in spite of the high structural identity between Atx and vipoxin, the mechanisms of their neurotoxic action differ substantially, are being prepared for publication.

There is a common problem in many of the early studies of isolated snake venom sPLA<sub>2</sub>s – the results obtained may not be reliable, particularly when there is a reasonable doubt as to whether the toxins tested were completely pure. AtxA is the most toxic sPLA<sub>2</sub> of three isotoxins with presynaptic neurotoxicity of the nose-horned viper, with an LD<sub>50</sub> of 21 mg/kg in mice. The toxicity of AtxA, purified from the viper's venom, has been confirmed by that of recombinant AtxA, prepared by protein engineering in a bacterial expression system of *Escherichia coli*. We have also re-evaluated the toxic potencies of two other isoforms, AtxB and AtxC, by using highly purified recombinant proteins. It has been shown that their intraperitoneal LD<sub>50</sub>s, determined as 960 mg/kg for AtxB and 310 mg/kg for AtxC, differ significantly from the values previously reported for these isoforms isolated from the snake venom (P. Prijatelj-Žnidaršič and J. Pungercar, *Toxicon*, 6 (2012), 642–643). Our results also point to an even more important role of the Tyr115/Ile116/Arg118/Asn119 cluster in the neurotoxicity of Atxs and similar toxins than previously thought. At the end of last year we also completed and submitted for publication a study of the putative involvement of free arachidonic acid, released as a result of the enzymatic activity of AtxA, in apoptotic changes of montoneuron-like cells.

Several sPLA<sub>2</sub> enzymes have been implicated in the pathology of cancer, with roles in either tumour promotion or inhibition, depending on the tissue and biochemical microenvironment of the tumour involved. The group X sPLA<sub>2</sub> (sPLA<sub>2</sub>-X) efficiently released fatty acids and lysophospholipids from various cells and stimulates colon-cancer cell proliferation in an enzymatic activity-dependent manner. In order to elucidate a possible role of sPLA<sub>2</sub>-X in breast cancer, we analysed the effects of exogenously-added recombinant sPLA<sub>2</sub>-X on the viability, proliferation and survival of model breast-cancer cell lines with different tumourigenicity. Already low nanomolar concentrations of exogenously added

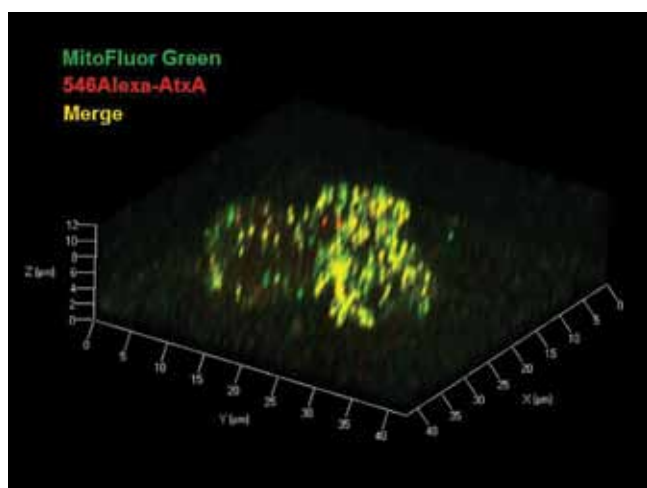


Figure 3: Co-localization of Atx and mitochondria in PC12 cells. Cells were incubated with fluorescantly labelled AtxA (red signal) and a marker specific for mitochondria (green signal). Using a confocal microscope at 100-fold magnification we acquired 13 optical slices. In silico, these were then assembled into a tri-dimensional image. The yellow signal corresponds to areas where AtxA and mitochondria are co-localized.



recombinant sPLA<sub>2</sub>-X stimulated the proliferation of highly invasive breast-cancer cells, but decreased the viability of weakly and moderately tumorigenic cells. The positive effect on breast-cancer cell proliferation was confirmed with ectopically expressed sPLA<sub>2</sub>-X as well. Importantly, the proliferative effect was strictly dependent on the PLA<sub>2</sub> enzymatic activity, as it was completely abolished by the pan-sPLA<sub>2</sub> inhibitor varespladib. Furthermore, the critical role of the enzymatic activity was confirmed in experiments with the exogenously-added, enzymatically inactive, active-site mutant of sPLA<sub>2</sub>-X as well as with the forcible expression of the same mutant in breast-cancer cells. Since the positive effect on cell proliferation was more significant in starved cells, we asked if sPLA<sub>2</sub>-X also exerts an anti-apoptotic role in severely starved cells. Indeed, exogenously added as well as ectopically expressed sPLA<sub>2</sub>-X prevented serum-withdrawal-induced cell death of the highly invasive breast-cancer cells. The effect was strictly dependent on sPLA<sub>2</sub> enzymatic activity and was most significant in the highly invasive MDA-MB-231 and T-47D breast cancer cells and absent in the weakly tumorigenic MCF-7 cells (Figure 4). It has been shown previously that exogenously added oleic acid prevents serum-withdrawal-induced apoptosis most significantly in MDA-MB-231 and T-47D cells. The pro-survival action of the oleic acid was linked to the particular ability of these two cell lines to accumulate large amounts of triglycerides in lipid droplets. Since oleic acid is one of the major products of sPLA<sub>2</sub>-X cell membrane hydrolysis, we reasoned that sPLA<sub>2</sub>-X might affect the lipid cycling and accumulation as well as prolonging the survival of breast-cancer cells. Indeed, we found that sPLA<sub>2</sub>-X induced lipid droplet formation in the serum-starved as well as in proliferating cells in an enzymatic activity-dependent manner. Using a range of cell signalling and lipid metabolism inhibitors we found that fatty acid activation, mitochondrial fatty acid oxidation and AMP-activated protein kinase, a key regulator of cellular lipid metabolism, are involved in both the pro-survival and lipid droplet-inducing effects of sPLA<sub>2</sub>-X. The pro-survival and anti-apoptotic signalling is associated with changes in the lipid storage and fatty acid metabolism. The effects of sPLA<sub>2</sub>-X on the growth and survival of breast-cancer cells reveal previously unknown connections between the sPLA<sub>2</sub>-mediated fatty acid release and alterations of lipid metabolism in cancer.

Another aspect of our research on the involvement of human sPLA<sub>2</sub>s in disease is the mechanisms of regulation for sPLA<sub>2</sub> gene expression. Since tumours depend on aberrant epigenetic modifications that enable their growth and survival, we wanted to determine the involvement of DNA methylation and histone acetylation in the regulation of sPLA<sub>2</sub> expression in a panel of cell line models of breast cancer. The treatment of cells with a DNA-methyltransferase inhibitor led to a significant increase in the expression of group IIA, III and X sPLA<sub>2</sub>s, indicating that DNA hypermethylation is responsible for sPLA<sub>2</sub> silencing in breast-cancer cells. Bisulphite sequencing of sPLA<sub>2</sub> promoter regions and the treatment of cells with transcription factor inhibitors suggested that Sp1, estrogen receptor alpha (ER- $\alpha$ ), retinoic acid receptor alpha (RAR- $\alpha$ ) and sterol regulatory element-binding protein (SREBP) transcription factors are crucial for sPLA<sub>2</sub> silencing by hypermethylation. Furthermore, the expression of group IIA, III and X sPLA<sub>2</sub>s was restored in cells treated with a histone deacetylase inhibitor, particularly in the most tumorigenic cell line used, and it was even further augmented upon inhibiting both cellular DNA methyltransferases and histone deacetylases. Our results clearly show that both DNA hypermethylation and histone acetylation are involved in the sPLA<sub>2</sub> gene silencing in breast-cancer cells, particularly in highly tumorigenic and invasive cells, and suggest the functional importance of these enzymes in malignant cell transformation.

### Other pharmacologically active components from natural toxins

In the past year we continued the intensive study of the components of the nose-horned viper venom that affect the coagulation of blood – haemostasis. In the scope of a national research project we systematically evaluated, with our partners from the University Medical Centre Ljubljana, Division of Pediatrics, the influence of isolated venom components on different parts of the human haemostatic system. In this process we selected several venom proteins for further in-depth analysis. We concluded with the experimental work on the description of one of the major haemorrhagic molecules in the venom, homodimeric metalloproteinase (SVMP) VaH3 (Figure 5), and practically finished the analysis of another haemorrhagic SVMP, VaH4, which is a heterodimeric protein. The results are now being prepared for publication. Due to conspicuous achievements in the research on haemostasis and haemostasis-related pathologies we were invited to give an interview that was published in a prominent American journal *Circulation* (I. Križaj, *Circulation*, 126 (2012), f5–f6).

For many years we have been collaborating successfully with our colleagues from the Institute of Immunology in Zagreb, Croatia, on the development of procedures for the production of more effective antivenoms and methods for the testing of their quality. In 2012 we jointly published a study which reported that using the standard antivenom

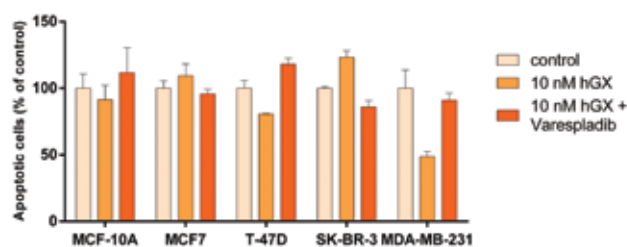


Figure 4: Human sPLA<sub>2</sub>-X conveys a significant survival advantage only to the highly invasive breast-cancer cell line MDA-MB-231. Cells of five breast-cancer cell lines were serum-starved and treated in a serum-free medium with sPLA<sub>2</sub>-X for 96 h before a flow cytometric analysis of the apoptosis. The inhibition of enzymatic activity sPLA<sub>2</sub>-X with varespladib completely abolished its effect on cell survival.

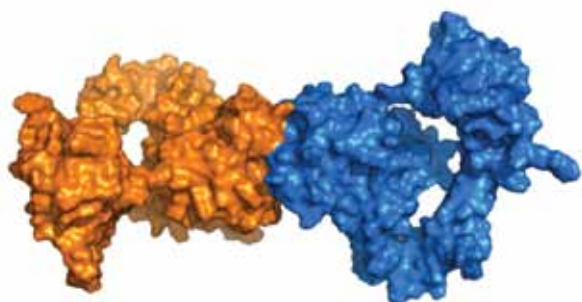


Figure 5: Tri-dimensional model of VaH3, the haemorrhagic snake venom metalloproteinase from the venom of the nose-horned viper. The model represents a valuable instrument to study the structure-function relations of ADAM/ADAMTS, a homologous family of mammalian proteins with high therapeutic potential.

quality test on mice one cannot establish the content of the antibodies in the antiserum that are able to neutralize haemorrhagins in the nose-horned viper's venom. In other words, the standard mouse test is inadequate for human medicine (T. Kurtović et al., *Toxicon* 59 (2012), 709–717).

As one of the 20 partners in the EU 6FP integrated project "Conco" we have been involved in the analysis of the genome, transcriptome and venom proteome of the piscivorous marine snail *Conus consors* and related snails. In 2012, when this project was concluded, we succeeded in publishing two papers on the proteomic analysis of the high-molecular-mass (HMM) protein components isolated from the so-called "dissected" and "injected" venoms of *C. consors* (Figure 6). In this analysis we discovered proteins that define new protein families of an unknown biological function. It is particularly interesting that some of these new conoproteins are highly represented and appear to be present exclusively in cone snails (genus *Conus*). Derived complete or at least partial sequences of these structurally unique proteins will enable a study of their biological roles. The analysis of venom duct and salivary gland

EST libraries has also demonstrated differential expression sites of *C. consors* venom HMM proteins. Collectively, our results enabled a better understanding of the biological role of the HMM in the venom of cone snails (A. Leonardi et al., *Journal of Proteome Research*, 11 (2012), 5046–5058; A. Violette et al., *Marine Drugs* 10 (2012), 258–280).

### High-throughput genetics and functional genomics in yeast *Saccharomyces cerevisiae*

Obesity and the resulting type-2 diabetes are a pressing health-related problem of today's societies, both in developed and developing countries. The biology of the changes in metabolism leading to obesity and diabetes is, however, not well understood. Insulin is the most important hormone to regulate sugar metabolism, but other hormones, such as adiponectin, play additional roles and also affect the metabolism-related disorders like diabetes. Specifically, adiponectin suppresses type-2 diabetes.

Zinc is an essential mineral that has also been implicated in the development of diabetes. It is required for the formation of insulin hexamer, the storage form of the hormone, and is thus important for the synthesis, storage, proper conformation and excretion of insulin from the pancreatic  $\beta$ -cells. Zinc depletion in humans can therefore lead to insulin production and secretion disorders, and hyperglycemia results in increased secretion and decreases in total the body zinc. The connection between diabetes and zinc is complex and still without a clear cause-and-effect relationship. Using yeast as a model system we have analyzed the genetic interactions of zinc depletion and overload, and in this context we additionally analyzed the role of the homologues of adiponectin receptor, yeast Izh proteins. It has been shown that the effects of Izh deficiency and zinc depletion overlap, and that both exert a

response typical of membrane fluidity changes. Using novel bioinformatics tools, we identified a modular nature of cellular responses to environmental or genetic perturbations. We thus demonstrated that  $Zn^{2+}$  concentration modulation is potentially useful in preventing and possibly also treating diabetes. However, rather than having a direct, diabetes-related target, it elicits an effect that resembles the inverse of the effects that occur as a consequence of a non-healthy lifestyle leading to diabetes.

Red-spotted newt (*Notophthalmus viridescens*) specimens from various locations in Canada and the USA were analyzed for the presence of tetrodotoxin (TTX) and its analogues (M. Yotsu-Yamashita et al., *Toxicon*, 59 (2011), 257–264). Considerable individual variations in toxin levels were found within and among the populations. TTX and its analogues were absent in efts and adults from the northernmost locations of the newt, and in adults from Florida. Newts kept in captivity for several years and reared on a toxin-free diet lost their toxicity. Bayesian and maximum likelihood phylogenetic analysis of specimens from the various populations using three phylogenetic markers (COI, ND2 and 16S RNA) revealed that populations from the northern states of the USA and Canada are genetically homogenous, whereas

the newts from Florida exhibited a much higher level of genetic divergence. This analysis has demonstrated that TTX-bearing populations are not genetically separated from those that lack TTX. Therefore, an exogenous source of TTX in the newts either *via* the food chain or its synthesis by symbiotic bacteria was suggested to explain the high variability and the lack of TTX in certain populations.

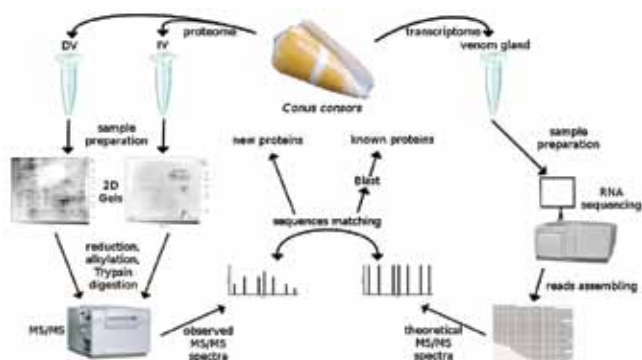


Figure 6: Workflow of *Conus consors* snail venom proteomics analysis. The study opened a way to understanding the biological roles of the high-molecular-mass proteins in the venom. We also discovered new families of proteins and the deduced amino acid sequences will enable clarification of their functions. The figure is reproduced from A. Leonardi et al., *Journal of Proteome Research*, 11 (2012), 5046–5058.

In an invited review we summarized the current understanding of intron gain in mammals (D. Kordiš and J. Kokošar, *International Journal of Evolutionary Biology*, 2012 (2012), e278981). Domesticated genes, originating from retroelements or from DNA-transposons, constitute an ideal system for testing the hypothesis on the absence of intron gain in mammals. Since single-copy domesticated genes originate from the intronless multicopy transposable elements, the ancestral intron state for domesticated genes is zero. A phylogenomic approach has been used to analyse all the domesticated genes in mammals and chordates that originated from the coding parts of transposable elements. A significant amount of intron gain was found only in domesticated genes of placental mammals, where more than 70 cases were identified (Figure 7). *De novo* gained introns show a clear positional bias, since they are distributed mainly in 5' UTR and coding regions, while 3' UTR introns are very rare. In the coding regions of some domesticated genes up to 8 *de novo* gained introns have been found. Surprisingly, the majority of intron gains have occurred in the ancestor of placental mammals. Domesticated genes thus represent an excellent system to study the mechanisms that allow the entry of newly formed introns in genes of placental mammals.

In an invited review we summarized the current understanding of the repetitive landscape of sauropsid genomes (D. Kordiš, *Evolutionary Biology: Mechanisms and Trends*, (2012); Heidelberg, New York, Dordrecht, London. Springer, pp. 243–263). Investigations of transposable elements (TEs) in sauropsid genomes over the past four decades have provided an insight into the TE repertoires of all major extant sauropsid lineages. Invaluable information concerning the diversity, activity, and repetitive landscapes in sauropsids has emerged from the analyses of the chicken and *Anolis* (lizard) genomes and other preliminary reptilian genome sequencing projects. Avian and reptilian genomes differ significantly in the classes of TEs present, their fractional representation in the genome and with the level of TE activity. While lepidosaurian genomes contain many active TE families, the extant avian genomes have few active TE lineages. Most reptilian genomes possess quite rich TE repertoires that differ considerably from those of birds and mammals. In sauropsid genomes, TEs have been active for more than 300 million years, and as such have had a large impact on the genetic diversity and genome architectures.

### Other subjects

In 2012 we also worked on several projects out of the thematic scope of our department. We collaborated intensively with colleagues from the Department of Biology, Biotechnical Faculty, University of Ljubljana. With a structural analysis we participated in the determination of the mode of action of membrane-active proteins from the mushroom *Pleurotus ostreatus*. The conclusion of this study was that pleurotolysin B obligatory requires the presence of another protein ostreolysin A to form a pore in the membranes rich in cholesterol and sphingomyelin. The publications are in preparation. Together with the same group we also prepared a review paper about the use of pore-forming toxins during the sensing and labelling of membrane microdomains (M. Skočaj et al., *Current Medicinal Chemistry*, in press). A very important joint project in 2012 was dedicated to developing an original approach against bacterial infections. In the evolution of the resistance of bacteria against antibiotics their SOS system is of crucial importance. The key role in the bacterial SOS response is played by a complex formed between a single-stranded DNA (ssDNA) and two bacterial proteins, RecA and LexA. Based on experimental data we build a tri-dimensional model of the complex ssDNA–RecA–LexA that will enable a design of substances to prevent development of bacterial resistance to antibiotics. The publication is in preparation.

In collaboration with the NMR Centre from the Utrecht University we prepared a chapter in a scientific monograph (L. Kovačič in R. Boelens, *NMR of Biomolecules: Towards Mechanistic Systems Biology*, (2012); Weinheim, Chichester. Wiley-VCH, pp. 239–252). In addition, by performing surface plasmon resonance (SPR) measurements, we studied together with this group, the mechanism of binding of structure-specific endonuclease ERCC1/XPF on DNA in the process of its repair.

### Some outstanding publications in the past year

1. Mattiazzi, M., Sun, Y., Wolinski, H., Bavdek, A., Petan, T., Anderluh, G., Kohlwein, S.D., Drubin, D., Križaj, I. and Petrovič, U.: A neurotoxic phospholipase A2 impairs yeast amphiphysin activity and reduces endocytosis. *PLoS ONE* 7, 2012, e40931

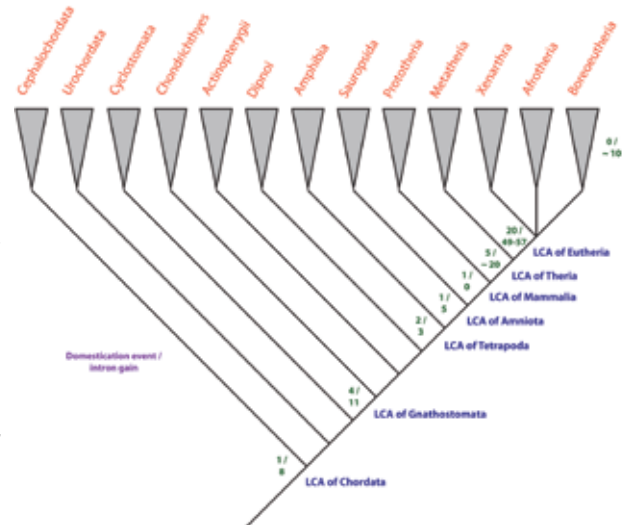


Figure 7: Numbers of transposable element-derived gene domestication events and intron gains mapped on the chordate phylogenetic tree. In the superorder Boreoeutheria some additional intron gains have occurred. The figure is reproduced from D. Kordiš and J. Kokošar (2012), *International Journal of Evolutionary Biology*, 2012 (2012), 278981-1-278981-7.

2. Jenko-Pražnikar, Z., Petan, T. and Pungerčar, J.: Ammodytoxins efficiently release arachidonic acid and induce apoptosis in a motoneuronal cell line in an enzymatic activity-dependent manner. *NeuroToxicology*, 2012, in press
3. Leonardi, A., Biass, D., Kordiš, D., Stöcklin, R., Favreau, P. and Križaj, I.: Conus consors snail venom proteomics unveils functions, pathways and novel families involved in its venom system. *J. Proteome Res.* 11, 2012, pp. 5046–5058
4. Violette, A., Leonardi, A., Piquemal, D., Terrat, Y., Biass, D., Dutertre, S., Noguier, F., Ducancel, F., Stöcklin, R., Križaj, I. and Favreau, P.: Recruitment of glycosyl hydrolase proteins in a cone snail venomous arsenal: further insights into biomolecular features of Conus venoms. *Mar. Drugs* 10, 2012, pp. 258–280
5. Mattiazzi, M., Petrovič, U. and Križaj, I.: Yeast as a model eukaryote in toxinology: a functional genomics approach to the studies of the molecular basis of action of pharmacologically active molecules. *Toxicon* 60, 2012, pp. 558–571

## INTERNATIONAL PROJECTS

1. 6. FP - CONCO: Applied venomics of the Cone Snail species *Conus consors* for the accelerated, cheaper, safer and more ethical production of innovative biomedical drugs  
European Commission  
Prof. Igor Križaj
2. Structural explanation of the high increase in enzymatic activity of secreted phospholipases A2 in complex with calmodulin by high resolution NMR  
Utrecht University, Faculty of Science  
Dr. Lidija Kovačič
3. Changes in spatiotemporal dynamics of endocytosis upon membrane perturbation  
Slovenian Research Agency  
Prof. Igor Križaj
4. A genome-scale approach to maximization of triacylglycerol biosynthesis in yeast  
Slovenian Research Agency  
Prof. Igor Križaj
5. Comparative study of two structurally diverse neurotoxic phospholipases A2, ammodytoxin from the Long-Nosed Viper (*Vipera ammodytes ammodytes*) and vipoxin from the Bulgarian Sand Viper (*Vipera ammodytes meridionalis*) venoms  
Slovenian Research Agency  
Prof. Igor Križaj
6. Towards the identification of N-type sPLA2 receptors  
Slovenian Research Agency  
Prof. Jože Pungerčar

## R & D GRANTS AND CONTRACTS

1. Antiretroviral APOBEC3 proteins and their role in retroelement defense  
Prof. Igor Križaj
2. Photostability of selected industrial chemicals and their influence on the environment  
Asst. Prof. Uroš Petrovič
3. Data and knowledge integration methods for network systems biology  
Asst. Prof. Uroš Petrovič
4. Apoptotic effects of alkylpyridinium compounds on lung adenocarcinoma cells  
Prof. Igor Križaj
5. Molecular description of lipid membrane changes in disease  
Prof. Igor Križaj
6. Regulatory genomics: origin and evolution of the complex transcriptional regulatory network in vertebrates  
Asst. Prof. Dušan Kordiš
7. Discovering innovative drugs for regulation of haemostasis by venomics of the *Vipera ammodytes ammodytes* snake  
Prof. Igor Križaj
8. Pathogenomics and systems biology of new virulence factors in pathogenic bacteria  
Asst. Prof. Dušan Kordiš
9. Structural explanation of the high increase in enzymatic activity of secreted phospholipases A2 in complex with calmodulin by high resolution NMR  
Dr. Lidija Kovačič

## RESEARCH PROGRAM

1. Toxins and biomembranes  
Prof. Igor Križaj

## VISITORS FROM ABROAD

1. Sílvia Henriques, Instituto Superior Técnico, Lisbon, Portugal, 16. 3.–20. 4. 2012
2. Prof. Michael Hanscho, Asst. Prof. Klaus Natter, University of Graz, Austria, 19.–20. 4. 2012
3. Asst. Prof. Klaus Natter, University of Graz, Austria, 16.–17. 7. 2012
4. Asst. Prof. Klaus Natter, University of Graz, Austria, 10.–11. 12. 2012
5. Dr. Tihana Kurtović, Institute of Immunology, Zagreb, Croatia, 24.–29. 9. 2012
6. Dr. Gerard Lambreau, Institute de Pharmacologie Moléculaire et Cellulaire, Université Nice, Sophia Antipolis, France, 19.–23. 10. 2012
7. Prof. Rolf Boelens, University of Utrecht, Utrecht, The Netherlands, 16. 11. 2012

## STAFF

### Researchers

1. Asst. Prof. Dušan Kordiš
2. **Prof. Igor Križaj, Head**
3. Asst. Prof. Uroš Petrovič
4. Prof. Jože Pungerčar

### Postdoctoral associates

5. Dr. Lidija Kovačič
6. Dr. Adrijana Leonardi
7. Dr. Mojca Mattiazzi Ušaj
8. Asst. Prof. Toni Petan

9. Dr. Jernej Šribar

### Postgraduates

10. Vesna Brglez, B. Sc.
11. Minca Ferlin, B. Sc.
12. *Petra Kajerle, B. Sc., left 01.08.12*
13. Janez Kokošar, B. Sc.
14. Jernej Oberčkal, B. Sc.
15. Anja Pucer, B. Sc.
16. Tamara Sajevic, B. Sc.

**Technical officers**

17. Mojca Brložnik, B. Sc.

**Technical and administrative staff**18. Igor Koprivec  
19. Darja Žunič Kotar

# BIBLIOGRAPHY

## ORIGINAL SCIENTIFIC ARTICLE

1. Tihana Kurtović, Adrijana Leonardi, Maja Lang Balija, Marija Brgles, Lidija Habjanec, Igor Križaj, Beata Halassy, "The standard mouse assay of anti-venom quality does not measure antibodies neutralising the haemorrhagic activity of *Vipera ammodytes* venom", *Toxicon (Oxford)*, vol. 59, issue 7-8, pp. 709-717, 2012.
2. Adrijana Leonardi, Daniel Biass, Dušan Kordiš, Reto Stöcklin, Philippe Favreau, Igor Križaj, "Conus consors snail venom proteomics proposes functions, pathways and novel families involved in its venom system", *Journal of proteome research*, vol. 11, no. 10, pp. 4765-5108, 2012.
3. Mojca Mattiazzi, Yidi Sun, Heimo Wolinski, Andrej Bavdek, Toni Petan, Gregor Anderluh, Sepp D. Kohlwein, David Drubin, Igor Križaj, Uroš Petrovič, "A neurotoxic phospholipase  $A_2$  impairs yeast amphiphysin activity and reduces endocytosis", *PLoS one*, vol. 7, iss. 7, pp. 1-13, e40931, 2012.
4. Petra Prijatelj, Jože Pungerčar, "A recent evaluation of the lethal potencies of ammodytoxins", *Toxicon (Oxford)*, vol. 59, no. 6, pp. 642-643, 2012.
5. Katherine E. Tansey *et al.* (30 authors), "Genetic predictors of response to serotonergic and noradrenergic antidepressants in major depressive disorder: a genome-wide analysis of individual-level data and a meta-analysis", *PLoS medicine*, vol. 9, no. 10, str. e1001326-1-e1001326-10, 2012.
6. Aude Violette, Adrijana Leonardi, David Piquemal, Yves Terrat, Daniel Biass, Sebastien Dutertre, Florian Noguier, Frederic Ducancel, Reto Stöcklin, Igor Križaj, Philippe Favreau, "Recruitment of glycosyl hydrolase proteins in a cone snail venomous arsenal: further insights into biomolecular features of conus venoms", *Mar. drugs*, vol. 10, no. 2, pp. 258-280, 2012.
7. Mari Yotsu-Yamashita, John Gilhen, Ronald W. Russell, Kenneth L. Krysko, Christian Melaun, Alexander Kurz, Silke Kauferstein, Dušan Kordiš, Dietrich Mebs, "Variability of tetrodotoxin and of its analogues in the red-spotted newt, *Notophthalmus viridescens* (Amphibia: Urodela: Salamandridae)", *Toxicon (Oxford)*, vol. 59, no. 2, pp. 257-264, 2012.

## REVIEW ARTICLE

1. Dušan Kordiš, Janez Kokošar, "What can domesticated genes tell us about the intron gain in mammals?", *International Journal of Evolutionary Biology (Print)*, vol. 2012, pp. 278981-1-278981-7, 2012.
2. Mojca Mattiazzi, Uroš Petrovič, Igor Križaj, "Yeast as a model eukaryote in toxinology: a functional genomics approach to studying the molecular basis of action of pharmacologically active molecules", *Toxicon (Oxford)*, vol. 60, no. 4, pp. 558-571, 2012.

## INDEPENDENT SCIENTIFIC COMPONENT PART OR A CHAPTER IN A MONOGRAPH

1. Dušan Kordiš, "The repetitive landscape of sauropsid genomes", In: *Evolutionary biology: mechanisms and trends*, Pierre Pontarotti, ed., Berlin [etc.], Springer Berlin, 2012, pp. 243-263.
2. Lidija Kovačič, Rolf Boelens, "Protein - DNA interactions", In: *NMR of biomolecules: towards mechanistic systems biology*, Ivano Bertini, ed., Kathleen S. McGreevy, ed., Giacomo Parigi, ed., Weinheim, Chichester, Wiley-VCH, 2012, pp. 239-252.

## ENCYCLOPAEDIA, DICTIONARY, LEXICON, MANUAL, ATLAS, MAP

1. Veronika Abram, Bronislava Črešnar, Marko Dolinar, Peter Dovč, Radovan Komel, Irina Milisav, Tomaž Sajovic, Igor Štern, Tom Turk, Marija Žakelj-Mavrič, Franc Gubenšek, Blagajana Herzog-Velikonja, Roman Jerala, Igor Kregar, Jože Pungerčar, Maksimiljan Sterle, *Angleško-slovenski slovar izbranih izrazov iz biokemije in molekularne biologije*, Ljubljana, Slovensko biokemijsko društvo, 2012.

## MENTORING

1. Borut Jerman, *Role and action of endogenous secreted phospholipases  $A_2$  in a motor neuron cell line*: doctoral dissertation, Ljubljana, 2012 (mentor Jože Pungerčar).





# DEPARTMENT OF BIOTECHNOLOGY

## B-3

*At the Department of Biotechnology we investigate biological molecules of microbiological, fungal, plant and animal origin using modern biotechnological methods. We would like to apply them for diagnostic and therapeutic purposes in human and veterinary medicine, for plant protection, the preparation of high-quality and safe food and for the protection of the environment, contributing to an improvement in peoples' health and of the environment in which we live. Our research work is focused on the processes of cancer progression and immune response, neurodegenerative processes, the biology of fungi, plant stress response and the search for new biotechnological approaches and products.*



Head:  
**Prof. Janko Kos**

In 2012 the research on protease inhibitors from mushrooms was continued in view of their applicability. Cysteine protease inhibitors, mycocybins, and the trypsin inhibitor, cnispin, which we have thoroughly characterized in previous years, were used as ligands in affinity chromatography for the isolation of proteases from different complex sources. After the optimisation of the preparation and isolation procedures using Sepharose as support we developed a similar method using monoliths as solid support in collaboration with BIA Separations d.o.o. and described both in the chapter of a book "The value of fungal protease inhibitors in Affinity Chromatography". Furthermore, inhibitors of cysteine proteases, macrocybins, were evaluated as potential pesticidal agents against herbivorous insects. In collaboration with the National Institute of Biology we used the potato and Colorado potato beetle as a model to show that macrocybins have a negative effect on the growth and development of Colorado potato beetle larvae. Since this was the first demonstration of the potential application of proteins from mushrooms in plant protection against Colorado potato beetle we submitted an international patent application "Use of macrocybins as pesticidal agents" (PCT/EP2012/065373). In addition, besides other publications, we have published a review article covering the riches, unique characteristics and applicability of proteins from mushrooms in the renowned journal Trends in Biotechnology.

**Macrocybins have a negative effect on the growth and development of the Colorado potato beetle larvae – international patent application PCT/EP2012/065373.**

In the field of glycobiology, we continued studying lectins, a diverse group of carbohydrate-binding proteins, and their biological activity from different mushroom species, i.e., clouded agaric (*Clitocybe nebularis*), parasol mushroom (*Macrolepiota procera*) and St. George's mushroom (*Calocybe gambosa*). In various cell lines we have been searching for the target glycoproteins of CNL, a lectin from *C. nebularis*, which have shown immunomodulatory and insecticidal properties. For this lectin we have shown the targets in human leukaemic T lymphocytes (Jurkat cell line), on which the lectin exerted an antiproliferative effect. Using confocal microscopy, we found CNL predominantly bound to the cell membrane of the Jurkat cells.

Several recombinant isolectins of sucrose-binding lectin from *C. nebularis*, CnSuL, were also prepared, which showed bactericidal and insecticidal actions. The latter effect corresponds to the binding specificity of the lectin for carbohydrates containing the Man $\alpha$ 3GlcNAc $_2$  motif found in insects. A similar binding specificity was also shown for a lectin isolated by asialofetuin-Sepharose from *C. gambosa*, named gambosin, suggesting its defence function in the mushroom against insects.

Moreover, a recombinant lectin from *M. procera*, MpL, was expressed in *E. coli*, which showed a similar carbohydrate-binding specificity on glycan microarray analysis compared to the lectin isolated from mushroom, i.e., for N'-acetylglucosamine (LacdiNAc) or di-LacNAc. In collaboration with ETH Zürich, the high toxicity of MpL was shown against *Caenorhabditis elegans* nematode, which contains glycans specific for the lectin. A three-dimensional structure of this ricin-like lectin in a complex with its specific glycans was also obtained. MpL adopts a  $\beta$ -trefoil fold based on which the noncarbohydrate-binding mutants were constructed and prepared. We have also demonstrated the influence of MpL on the adhesion of U-937 monocytes and shown by confocal microscopy that MpL predominantly binds to the cell membrane and partially internalizes

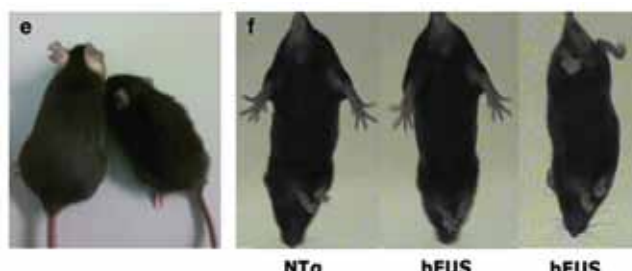


Figure 1. Transgenic mice overexpressing wild-type human FUS develop an aggressive phenotype of amyotrophic lateral sclerosis.

**Bivalent carbohydrate binding is required for the biological activity of CNL, the LacdiNAc (GalNAc[ $\beta$ 1-4GlcNAc)-specific lectin from basidiomycete *Clitocybe nebularis*.**

the cell. Using affinity chromatography on various sugars, several fungal lectins have been isolated – a ricin B-like lectin (CNL), sucrose-specific (CnSuCL) and Sepharose-specific lectin (CnSepL) from the mushroom clouded agaric (*Clitocybe nebularis*) and a LacNAc-specific ricin B-like lectin (Mpl) and a galectin from the parasol mushroom (*Macrolepiota procera*). The lectins were characterized biochemically and the nucleotide sequences of their genes and cDNAs were determined to produce recombinant proteins expressed in the bacteria *Escherichia coli*.

---

**Cospin and its homologs are effectors of a fungal defence mechanism against fungivorous insects.**

---

The investigation of the role of proteases and protease inhibitors in malignant, immune and neurodegenerative processes was focused on natural killer (NK) cells in 2012. In collaboration with the group of prof. Jewett from UCLA we studied the role of cysteine proteases in the regulation of cytotoxicity in NK cells. We showed that freshly isolated primary NK cells induce apoptosis in differentiated carcinoma cells and cancer stem cells, while anti-CD16 antibody and monocytes induce functional split energy of NK cells by decreasing the cytotoxic function of NK cells and increasing the release of IFN- $\gamma$ . We demonstrated that the decreased expression of the mature form of aminopeptidases cathepsins C and H, which regulate the activation of effector granzymes in NK cells, correlate with a lower cytotoxic function. Lower levels of mature cathepsins C and H can be a result of impaired processing from their precursor forms and their activity can be further decreased by a high level of monomeric, N-terminally truncated form of a cysteine protease inhibitor cystatin F, which co-localised with both enzymes in endosomal/lysosomal vesicles in NK cells.



Figure 2: *Macrocybina*, protease inhibitors from fungi have a negative effect on the growth and development of Colorado potato beetle larvae.

The molecular neurodegeneration group has continued their work on the molecular processes involved in amyotrophic lateral sclerosis (ALS) and frontotemporal dementia (FTD). The main focus of the research is the RNA binding proteins TDP-43 and FUS as well as the newly discovered mutation in the C9orf72. Regarding TDP-43 and FUS, we did follow-up studies on their effects on the transcriptome. We also started the analysis of the stress-related changes in transcriptional and translational fidelity of these two genes. We have started a collaboration with prof. Plavec at the National Institute of Chemistry Slovenia to analyse the structure of the GGGGCC repeat using NMR and CD and are using RNA pull-down techniques to discover the proteins that bind G4C2.

We have finalized the work on the RNA binding properties of FUS (fused in sarcoma) and the effect on splicing and RNA processing. The study showed that FUS binds along the whole length of the nascent RNA with a limited sequence specificity to GGU and related motifs and increased crosslinking of the FUS in introns around the repressed exons. We have also reported on the deleterious effect of wild-type FUS overexpressed in transgenic mice and analysed the involvement of Transportin 1 in the nuclear transport of FUS in ALS. Furthermore, we continued the analysis of the newly discovered mutation in the C9orf72 gene and showed that the mutation has a single founder and is the most common mutation in familial and sporadic ALS in Europe and further characterised the expression of p62 as a major marker for ALS/FTLD associated with C9orf72 gene mutation. Additionally, we have written a review article on exploiting microRNAs for cell engineering and therapy. For World ALS Day (21 June 2012) Dr Rogelj had a guest lecture entitled New discoveries in ALS research, organized by the Dystrophy Society of Slovenia.

---

**Transgenic mice overexpressing wild-type human FUS develop an aggressive phenotype of amyotrophic lateral sclerosis.**

---

In the field of research of lactic acid bacteria, we improved the surface display on *Lactococcus lactis* with the use of BmpA as a carrier protein. A truncated version of BmpA, designated Bmp1, has increased the surface display ability by 3.3-fold. At the same time, we established that the overexpression of BmpA on the bacterial surface increased the ability of bacteria to adhere to the Caco-2 epithelial cell model. This increases the usefulness of this technology in intestinal delivery applications.

We have successfully displayed several model binding proteins from the group of DARPins on the bacterial surface and confirmed their functionality. DARPins are antibody mimetics, obtained with genetic engineering on the basis of ankyrin repeats. We have demonstrated that two different DARPins,

---

**The role of cystatin F in the regulation of NK cell cytotoxicity was demonstrated.**

---

We have successfully displayed several model binding proteins from the group of DARPins on the bacterial surface and confirmed their functionality. DARPins are antibody mimetics, obtained with genetic engineering on the basis of ankyrin repeats. We have demonstrated that two different DARPins,

with either two or three ankyrin repeats, are both capable of binding the Fc region of human immunoglobulin.

We have successfully expressed the recombinant non-toxic subunit of the shiga toxin, StxB, purified it and determined the appropriate folding conditions. The functionality of StxB was confirmed by its specific binding to the Gb3 target receptor. The shiga toxin subunit will be used as a target for the development of binding proteins. These will be appropriate for the display on lactic acid bacteria, with the goal of treating the infections in which the shiga toxin is released (Shigella, ETEC).

We have expressed, in *L. lactis*, an infra-red fluorescent protein (IRFP) that enables the tracking of the bacteria with the use of infra-red light. This will enable monitoring of bacteria in vivo in animal models, as the light in infra-red region penetrates deeper into the tissue.

In our continuing study on plant responses to drought, a serine endopeptidase from common bean (*Phaseolus vulgaris*), was isolated and characterised at the protein level. Termed PvSLP2, its complete gene and cDNA sequences were determined. A second endopeptidase, PvSLP1, was identified at the gene level, using primers based on the gene sequence of the putative drought-induced serine protease from *Arachis hypogaea*. The deduced amino acid sequences of these two previously unknown proteases are characteristic of those of plant subtilases of the S8 family of clan SB. The sequence identity between them is only 33 %. The withdrawal of water had no effect on the expression of the transcripts of either protease, but the PvSLP2 proteolytic activity in leaves increased, to a degree depending on the age and position of the leaf. These results point to the regulation of PvSLP2 subtilase activity at translational and/or post-translational levels and suggest a specific role in the response to drought and senescence. The presence of several serine endo- and aminopeptidases was demonstrated in leaves of model plants *Ramonda serbica* that had been kept in a state of complete desiccation for 18 months. The plants could be revived by re-watering, when the activities of these proteases decreased.

The results of the research work at the Department of Biotechnology in 2011 were published in 36 scientific papers in journals with an impact factor, in a book and in eight chapters in books and presented in scientific conferences as lectures and posters. The members of the department were also very active in pedagogical work as lecturers and mentors to students preparing diploma and doctoral thesis at universities in Slovenia and abroad.

### Some outstanding publications in the past year

1. Bratkovič, T., Glavan, G., Štrukelj, B., Živin, M., Rogelj, B.: Exploiting microRNAs for cell engineering and therapy, 2012, vol. 30, issue 3, pp. 753–765. [COBISS.SI-ID 3197041], IF 9,7
2. Mitchell, J. C., Rogelj, B., and assoc.: Overexpression of human wild-type FUS causes progressive motor neuron degeneration in an age- and dose-dependent fashion. *Acta Neuropathol*, [in press] 2012, 16, doi: 10.1007/s00401-012-1043-z. [COBISS.SI-ID 26073127], IF 9,6, A
3. Erjavec, J., Kos, J., Ravnkar, M., Dreo, T., Sabotič, J.: Proteins of higher fungi - from forest to application. *Trends biotechnol. (Regul. ed.)*. [Print ed.], 2012, vol. 30, issue 5, pp. 259–273. [COBISS.SI-ID 2504527], IF 9,2

## INTERNATIONAL PROJECTS

1. ALSTransfid: Stress TDP43 - Does stress induced reduction of translation fidelity play a role in ALS/FTLD?  
Fondation Thierry Latran  
Prof. Boris Rogelj
2. Bioactive substances in endemo-relict plants of the Balkan peninsula  
Slovenian Research Agency  
Prof. Janko Kos

## RESEARCH PROGRAM

1. Pharmaceutical biotechnology: Knowledge for health  
Prof. Janko Kos

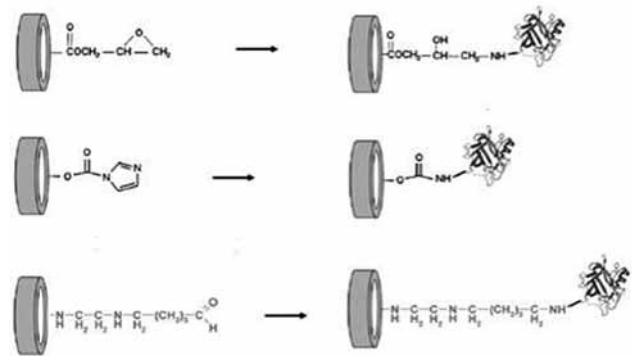


Figure 3: The use of micocypis as ligands in affinity chromatography on monoliths as solid support.

**36 scientific papers in journals with an impact factor were published in 2012. An international patent application was also filed.**

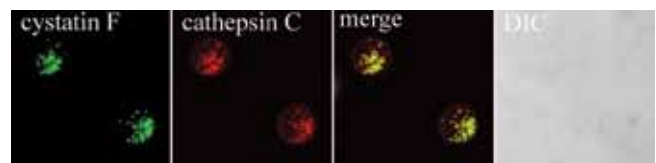


Figure 4. Co-localisation of cathepsin C and cystatin F in NK cells.

## R & D GRANTS AND CONTRACTS

1. Expression and functional analysis of non-coding RNA in Parkinson disease  
Prof. Boris Rogelj
2. Functional analysis of proteins resistant to drought and insects  
Dr. Jerica Sabotič
3. Response to water stress in common bean (*Phaseolus vulgaris* L.): Proteomic analysis and QTL mapping  
Prof. Janko Kos
4. Transport and RNA binding of TDP-43 and FUS - implications for ALS/FTLD spectrum of neurodegenerative disease  
Prof. Boris Rogelj
5. Inhibitors of cysteine carboxypeptidases as regulators of autoimmune and neurodegenerative processes  
Prof. Janko Kos
6. Regulation of T-cell functions with alpha type 1-polarised (alphaDC1) and standard dendritic cells (sDC)  
Asst. Prof. Nataša Obermajer

## VISITORS FROM ABROAD

1. Miguel Lozano Alonso, Centro para la Calidad de los Alimentos (INIA), Soria, Spain, 13. 1.-3. 4. 2012
2. Prof. Jawett Anahid, University of California, Los Angeles, USA, 28. 3.-7. 4. 2012

## STAFF

### Researchers

1. Prof. Kristina Gruden\*
2. **Prof. Janko Kos\***, Head
3. Dr. Boris Rogelj
4. Prof. Borut Štrukelj\*

### Postdoctoral associates

5. Dr. Aleš Berlec
6. *Dr. Špela Magister, left 01.09.12*
7. *Asst. Prof. Nataša Obermajer, left 01.05.12*
8. Dr. Jure Pohleven
9. Dr. Jerica Sabotič

10. Dr. Sabina Vatovec

### Postgraduates

11. Simona Darovic, B. Sc.
12. Maja Štalekar, B. Sc.
13. Simon Žurga, B. Sc.

### Technical and administrative staff

14. Darja Žunič Kotar

Note:

\* part-time JSI member

## BIBLIOGRAPHY

### ORIGINAL SCIENTIFIC ARTICLE

1. Aleš Berlec, Matjaž Ravnikar, Borut Štrukelj, "Lactic acid bacteria as oral delivery systems for biomolecules", *Pharmazie*, vol. 67, no. 11, pp. 891-898, 2012.
2. Aleš Berlec, Borut Štrukelj, "Generating a custom TA-cloning expression plasmid for *Lactococcus lactis*", *BioTechniques*, vol. 52, no. 1, pp. 51-53, 2012.
3. Maruška Budič, Jerica Sabotič, Vladimir Meglič, Janko Kos, Marjetka Kidrič, "Characterization of two novel subtilases from common bean (*Phaseolus vulgaris* L.) and their responses to drought", *Plant physiol. biochem. (Paris)*, vol. 62, pp. 79-87, 2012.
4. Barend H. J. de Graaf *et al.* (10 authors), "The papaver self-Incompatibility pollen S-determinant, PrpS, functions in *Arabidopsis thaliana*", *Curr. Biol.*, vol. 22, no. 2, pp. 154-159, 2012.
5. Radha Gopal, Yinyao Lin, Nataša Obermajer, Samantha Slight, Nikhil Nuthalapati, Mushtaq Ahmed, Pawel Kalinski, Shabaana A. Khader, "IL-23 dependent IL-17 drives Th1-cell responses following *Mycobacterium bovis* BCG vaccination", *Eur J Immunol*, vol. 42, issue 2, pp. 364-373, 2012.
6. Kristina Gruden, Matjaž Hren, Ana Herman, Andrej Blejec, Tanja Albrecht, Joachim Selbig, Chris Bauer, Johannes Schuchardt, Michal Or-Guil, Klemen Zupančič, Urban Švajger, Borut Štabuc, Alojz Ihan, Andreja Nataša Kopitar, Maja Ravnikar, Miomir Knežević, Primož Rožman, Matjaž Jeras, "A "crossomics" study analysing variability of different components in peripheral blood of health caucasoid individuals", *PLoS one*, vol. 7, no. 1, pp. e28761, 2012.
7. Anja Hafner, Nataša Obermajer, Janko Kos, "Gama-enolase C-terminal peptide promotes cell survival and neurite outgrowth by activation of PI 3-K/Akt and MAPK/ERK signaling pathways: Anja Hafner, Nataša Obermajer, Janko Kos", *Biochem. J. (Lond., 1984)*, vol. 443, pp. 439-450, 2012.
8. Zala Jevnikar, Bojana Mirković, Urša Pečar Fonović, Nace Zidar, Urban Švajger, Janko Kos, "Three-dimensional invasion of macrophages is mediated by cysteine cathepsins in protrusive podosomes", *Eur J Immunol*, vol. 42, no. 12, pp. 3429-3441, 2012.
9. Slavko Kralj, Matija Rojnik, Rok Romih, Marko Jagodič, Janko Kos, Darko Makovec, "Effect of surface charge on the cellular uptake of fluorescent magnetic nanoparticles", *J. nanopart. res.*, vol. 14, no. 10, pp. 1151-1-1151-14, 2012.
10. Špela Magister, Nataša Obermajer, Bojana Mirković, Urban Švajger, Miha Renko, Adaleta Softić, Rok Romih, Jeff D. Colbert, Colin Watts, Janko Kos, "Regulation of cathepsins S and L by cystatin F during maturation of dendritic cells", *Eur. j. cell biol.*, vol. 91, no. 5, pp. 391-401, 2012.
11. Mitja Mahnič, Špela Baebler, Andrej Blejec, Špela Jalen, Kristina Gruden, Viktor Menart, Simona Jevševar, "Gene expression profiling of recombinant protein producing *E. coli* at suboptimal growth temperature", *Acta chim. slov.*, vol. 59, no. 1, pp. 59-69, 2012.
12. Dragana Miljković, Tjaša Stare, Igor Mozetič, Vid Podpečan, Marko Petek, Kamil Witek, Marina Dermastia, Nada Lavrač, Kristina Gruden, "Signalling network construction for modelling plant defence response", *PLoS one*, vol. 7, no. 12, pp. e51822-1e51822-18, 2012.
13. Helena Motaln, Kristina Gruden, Matjaž Hren, Christian Schichor, Monika Primon, Ana Rotter, Tamara Lah Turnšek, "Human mesenchymal stem cells exploit the immune response mediating chemokines to impact the phenotype of glioblastoma", *Cell transplant*, vol. 21, no. 7, pp. 1529-1545, 2012.
14. Nataša Obermajer, Pawel Kalinski, "Generation of myeloid-derived suppressor cells using prostaglandin E2: Elektronski vir", *Transplantation research*, vol. 1, no. 5, pp. 1-6, September 2012.
15. Nataša Obermajer, Jeffrey L. Wong, Robert P. Edwards, Kunle Odunsi, Kirsten Moysich, Pawel Kalinski, "PGE(2)-driven induction and maintenance of cancer-associated myeloid-derived suppressor cells", *Immunol. invest.*, vol. 41, no. 6-7, pp. 635-657, 2012.
16. Roman Paškulin, Polona Jamnik, Tjaša Danevčič, Gordana Koželj, Rok Krašovec, Dijana Krstić-Milošević, Duško Blagojevič, Borut Štrukelj, "Metabolic plasticity and the energy economizing effect of ibogaine, the principal alkaloid of *Tabernanthe iboga*", *J. ethnopharmacol.*, vol. 143, issue 1, pp. 319-324, 2012.
17. Martina Perše, Rade Injac, Borut Štrukelj, Anton Cerar, "High fat mixed lipid diet modifies protective effects of exercise on 1,2 dimethylhydrazine induced colon cancer in rats", *Technology in cancer research and treatment*, vol. 11, no. 3, pp. 289-299, 2012.
18. Marko Petek, Neža Turnšek, Meti Buh Gašparič, Maruša Pompe Novak, Kristina Gruden, Nina Slapar, Tatjana Popovič, Borut Štrukelj, Maarten Anthonie Jongsma, "A complex of genes involved in adaptation of *Leptinotarsa decemlineata* larvae to induced potato defense", *Arch. insect biochem. physiol.*, vol. 79, no. 3, pp. 153-181, 2012.
19. Jure Pohleven, Miha Renko, Špela Magister, David F. Smith, Markus Kuenzler, Borut Štrukelj, Dušan Turk, Janko Kos, Jerica Sabotič, "Bivalent carbohydrate binding is required for biological activity of CNL, the LacdiNAc (GalNAc $\beta$ 1 – 4GlcNAc)-specific lectin from basidiomycete *Clitocybe nebularis*", *J Biol Chem*, vol. 287, no. 13, pp. 10602-10612, 2012.
20. Boris Rogelj *et al.* (15 authors), "Widespread binding of FUS along nascent RNA regulates alternative splicing in the brain", *Scientific reports*, vol. 2, pp. 603-1-603-10, 2012.
21. Matija Rojnik, Zala Jevnikar, Bojan Doljak, Samo Turk, Nace Zidar, Janko Kos, "The influence of differential processing of procathepsin H on its aminopeptidase activity, secretion and subcellular localization in human cell lines", *Eur. j. cell biol.*, vol. 91, iss. 10, pp. 757-764, 2012.
22. Matija Rojnik, Petra Kocbek, Francesca Moret, Chiara Compagnin, Lucia Celotti, Melissa Bovis, Josephine Woodhams, Alexander J. MacRobert, Dietrich Scheglmann, Wijnand Helfrich, Marco Verkaik, Emanuele Papini, Elena Reddi, Janko Kos, "In vitro and in vivo characterization of temoporfin-loaded PEGylated PLGA nanoparticles for use in photodynamic therapy", *Nanomedicine (Lond., Print)*, vol. 7, no. 5, pp. 663-677, 2012.



23. Jerica Sabotič, Silvia Bleuler-Martinez, Miha Renko, Petra Avanzo Caglič, Sandra Kallert, Borut Štrukelj, Dušan Turk, Markus Aebi, Janko Kos, Markus Künzler, "Structural basis of trypsin inhibition and entomotoxicity of cospin, a serine protease inhibitor involved in defence of *Coprinopsis cinerea* fruiting bodies", *J Biol Chem*, vol. 287, issue 6, pp. 3898-3907, 2012.
24. Claire Troakes *et al.* (17 authors), "An MND/ALS phenotype associated with C9orf72 repeat expansion: abundant p62-positive, TDP-43-negative inclusions in cerebral cortex, hippocampus and cerebellum but without associated cognitive decline", *Neuropathol. (Kyoto. 1993)*, vol. 32, issue 5, pp. 505-514, 2012.
25. Gabriella Ujhelyi, Jeroen P. van Dijk, Theo W. Prins, Marleen Voorhuijzen, Angeline Van Hoef, Henrick G. Beenen, Dany Morisset, Kristina Gruden, Esther Kok, "Comparison and transfer testing of multiplex ligation detection methods for GM plants", *BMC Biotechnol*, vol. 12, no. 4, pp. 1-12, 2012.
26. Jeroen P. van Dijk *et al.* (13 authors), "The identification and interpretation of differences in the transcriptomes of organically and conventionally grown potato tubers", *J. agric. food chem.*, vol. 60, no. 9, pp. 2090-2101, 2012.
27. Tjaša Vižin, Ib Jarle Christensen, Hans Jørgen Nielsen, Janko Kos, "Cathepsin X in serum from patients with colorectal cancer: relation to prognosis", *Radiol. oncol. (Ljubl.)*, vol. 46, issue 3, pp. 207-212, 2012.
28. Miha Vodnik, Borut Štrukelj, Mojca Lunder, "HWGMWSY, an unanticipated polystyrene binding peptide from random phage display libraries", *Anal. biochem.*, vol. 424, iss. 2, pp. 83-86, 2012.

## REVIEW ARTICLE

1. Marko Anderluh, Gregor Jug, Urban Švajger, Nataša Obermajer, "DC-SIGN antagonists, a potential new class of anti-infectives: Marko Anderluh ... [et al.]", *Curr. med. chem.*, vol. 19, no. 7, pp. 992-1007, 2012.
2. Aleš Berlec, "Novel techniques and findings in the study of plant microbiota: search for plant probiotics", *Plant sci. (Limerick)*, vol. 193-194, pp. 96-102, 2012.
3. Tomaž Bratkovič, Gordana Glavan, Borut Štrukelj, Marko Živin, Boris Rogelj, "Exploiting microRNAs for cell engineering and therapy: Tomaž Bratkovič ... [et al.]", *Biotechnol. adv.*, vol. 30, issue 3, pp. 753-765, 2012.
4. Jana Erjavec, Janko Kos, Maja Ravnkar, Tanja Dreo, Jerica Sabotič, "Proteins of higher fungi - from forest to application", *Trends biotechnol. (Regul. ed.)*, vol. 30, issue 5, pp. 259-273, 2012.
5. Nataša Radić, Borut Štrukelj, "Endophytic fungi-The treasure chest of antibacterial substances", *Phytomedicine (Stuttg.)*, vol. 19, iss. 14, pp. 1270-1284, 2012.
6. Miha Renko, Jerica Sabotič, Dušan Turk, " $\beta$ -trefoil inhibitors from the work of Kunitz onward", *Biol Chem*, vol. 393, no. 10, pp. 1043-1054, 2012.
7. Jerica Sabotič, Janko Kos, "Microbial and fungal protease inhibitors - current and potential applications", *Appl. microbiol. biotechnol.*, vol. 93, no. 4, pp. 1351-1375, 2012.
8. Borut Štrukelj, "Sodobna cepiva proti vnetju srednjega ušesa", *Farm. vestn.*, vol. 63, no. 2, pp. 112-115, 2012.

## SHORT SCIENTIFIC ARTICLE

1. Nataša Obermajer, Pawel Kalinski, "Key role of the positive feedback between PGE2 and COX2 in the biology of myeloid-derived suppressor cells", *Oncoimmunology*, vol. 1, no. 5, pp. 762-764, 2012.

## PUBLISHED SCIENTIFIC CONFERENCE CONTRIBUTION

1. Dragana Miljković, Matjaž Depolli, Igor Mozetič, Nada Lavrač, Tjaša Stare, Marko Petek, Kristina Gruden, "Constraint-driven optimization of plant defense model parameters", In: *Proceedings, 2012 IEEE International Conference on Bioinformatics and Biomedicine Workshops (BIBMW)*, 4-7 October 2012, Philadelphia, Jean Gao, ed., Danvers, Institute of Electrical and Electronics Engineers, 2012, pp. 570-574.

## INDEPENDENT SCIENTIFIC COMPONENT PART OR A CHAPTER IN A MONOGRAPH

1. Laura Langohr, Vid Podpečan, Marko Petek, Igor Mozetič, Kristina Gruden, "Contrast mining from interesting subgroups", In: *Bisociative*

- knowledge discovery: an introduction to concept, algorithms, tools, and applications*, (Lecture notes in computer science, Vol. 7250), Michael R. Berthold, ed., Heidelberg [etc.], Springer, 2012, pp. 390-406.
2. Dragana Miljković, Vid Podpečan, Miha Grčar, Kristina Gruden, Tjaša Stare, Marko Petek, Igor Mozetič, Nada Lavrač, "Modelling a biological system: network creation by triplet extraction from biological literature", In: *Bisociative knowledge discovery: an introduction to concept, algorithms, tools, and applications*, (Lecture notes in computer science, Vol. 7250), Michael R. Berthold, ed., Heidelberg [etc.], Springer, 2012, pp. 427-437.
3. Igor Mozetič, Nada Lavrač, Vid Podpečan, Petra Kralj Novak, Helena Motaln, Marko Petek, Kristina Gruden, Hannu Toivonen, Kimmo Kulovesi, "Semantic subgroup discovery and cross-context linking for microarray data analysis", In: *Bisociative knowledge discovery: an introduction to concept, algorithms, tools, and applications*, (Lecture notes in computer science, Vol. 7250), Michael R. Berthold, ed., Heidelberg [etc.], Springer, 2012, pp. 379-389.
4. Jure Pohleven, Borut Štrukelj, Janko Kos, "Affinity chromatography of lectins", In: *Affinity chromatography*, Sameh Magdeldin, ed., Rijeka, InTech, cop. 2012, pp. 49-74.
5. Boris Rogelj, Katherine S. Godin, Christopher E. Shaw, Jernej Ule, "The functions of glycine-rich regions in TDP-43, FUS and related RNA-binding proteins", In: *RNA binding proteins*, (Molecular biology intelligence unit), Zdravko J. Lorković, ed., Austin, Landes Bioscience, cop. 2012, pp. 47-61.
6. Jerica Sabotič, Katarina Koruza, Boštjan Gabor, Matjaž Peterka, Miloš Barut, Janko Kos, Jože Brzin, "The value of fungal protease inhibitors in affinity chromatography", In: *Affinity chromatography*, Sameh Magdeldin, ed., Rijeka, InTech, cop. 2012, pp. 307-332.
7. Urban Švajger, Borut Štrukelj, "Tolerogenic dendritic cells for therapy of immune-mediated inflammatory diseases", In: *Inflammatory diseases - immunopathology, clinical and pharmacological bases*, Mahin Khatami, ed., Rijeka, InTech, 2012, pp. 213-238.
8. Irina Vaseva *et al.* (7 authors), "The response of plants to drought stress: the role of dehydrins, chaperones, proteases and protease inhibitors in maintaining cellular protein function", In: *Droughts: new research*, Diego F. Neves, ed., João D. Sanz, ed., Hauppauge, Nova Publishers, 2012, pp. 1-46.

## SCIENTIFIC MONOGRAPH

1. Jana Žel, Mojca Milavec, Dany Morisset, Damien Plan, G. van den Eede, Kristina Gruden, *How to reliably test for GMOs*, (Springer briefs in food, health, and nutrition), New York [etc.], Springer, 2012.

## PROFESSIONAL MONOGRAPH

1. Borut Štrukelj, *Kaj so biološka zdravila in za kaj jih uporabljamo?*, Ljubljana, Fakulteta za farmacijo, 2012.
2. Borut Štrukelj, *Racionalna in varna uporaba zdravil proti povišanemu holesterolu*, Ljubljana, Fakulteta za farmacijo, 2012.

## PATENT APPLICATION

1. Borut Štrukelj, Ivan Bednjički, Mia Gostinčar, *A complex mixture of natural fiber with added selenium and magnesium for the maintenance of body weight, body metabolism and activation of the immune system*, P-2011100425, Urad RS za intelektualno lastnino, 3.4.2012.
2. Borut Štrukelj, Samo Kreft, Damjan Janeš, Nina Kočevar Glavač, Eva Tavčar, Marko Slokar, Ante Zaloker, *Liquid refined antioxidative extract from the bark of fir trees and process for its production*, P-2011100341, Urad RS za intelektualno lastnino, 20.1.2012.
3. Borut Štrukelj, Samo Kreft, Damjan Janeš, Nina Kočevar Glavač, Eva Tavčar, Marko Slokar, Ante Zaloker, Viktor Grilc, Ivan Mirt, Željko Cerovečki, *Complex of antioxidant extract from the bark of fir trees and cyclodextrins*, P-2011100360, Urad RS za intelektualno lastnino, 20.1.2012.

## MENTORING

1. Meti Buh Gašparič, *Functional analysis of genes involved in halotolerance and improving analysis of genetically modified plants: doctoral dissertation*, Ljubljana, 2012 (mentor Jana Žel; co-mentor Kristina Gruden).
2. David Dobnik, *Functional analysis of genes using transgenic plants and development of new methods for detection of genetically modified*

- organisms*: doctoral dissertation, Ljubljana, 2012 (mentor Jana Žel; co-mentor Kristina Gruden).
3. Slavko Kralj, *Functionalization of magnetic nanoparticles for biomedical applications*: doctoral dissertation, Ljubljana, 2012 (mentor Darko Makovec; co-mentor Janko Kos).
  4. Špela Magister, *Regulation of cysteine proteases by inhibitor cystatin F in immune cells*: doctoral dissertation, Ljubljana, 2012 (mentor Janko Kos).
  5. Roman Paškulin, *Pharmacodynamics of entheogen drugs - influence on gene expression*: doctoral dissertation, Ljubljana, 2012 (mentor Borut Strukelj).
  6. Marko Petek, *Interactions between potato (*Solanum tuberosum* L.), potato virus Y (PVY) and Colorado potato beetle (*Leptinotarsa decemlineata* Say) at molecular level*: doctoral dissertation, Ljubljana, 2012 (mentor Kristina Gruden).
  7. Matija Rojnik, *The role of cathepsin H in human cells*: doctoral dissertation, Ljubljana, 2012 (mentor Janko Kos).

# DEPARTMENT OF ENVIRONMENTAL SCIENCES

## O-2

*The activities in the Department of Environmental Sciences are as diverse and varied as the environment itself. They are multidisciplinary, ranging from various natural sciences to social sciences, in particular, chemical, physical, geological and biological, which define our environment, society, and human activities. With our research work we want to clarify the relationship between natural processes and human activities, and the influence of these activities on human health and the environment. The scope of our studies, the educational and technological aspects of research and development are thematically described in the following sections: Environmental analytical chemistry, Biological and geochemical cycles, Environment, nutrition, health, Environmental monitoring, Clean technologies and waste management, Risk and environmental impact assessment. The research summaries and the outline of activities of the research groups and centres within the Department of Environmental Sciences are presented in these sections.*

### Environmental analytical chemistry

Environmental analytical chemistry in the analytical laboratories and infrastructure centre for mass spectrometry, which operates as part of the Department of Environmental Sciences, carried out isotope geochemistry, radiochemistry and trace analysis in the field of organic and inorganic analysis.

In the field of the analysis of organic compounds we have devoted most of our research to studying the fate of pharmaceutical residues and endocrine-disrupting compounds. In addition to the representatives of non-steroidal anti-inflammatory drugs, lipid regulators, hormones, tranquilisers and antidepressants already investigated, we introduced a series of analytical procedures for determining cytostatics and industrial compounds with endocrine disrupting effect.

In the area of cytostatic research within the framework of FP7 CYTOTHREAT we have developed analytical procedures for determining selected compounds (5-fluorouracil, capecitabine, cyclophosphamide, ifosfamide) in environmental concentrations (ng/L). We have also studied their presence in hospital and municipal wastewaters as well as receiving surface waters. We have shown the presence of detectable quantities of studied compounds mostly in wastewaters from hospitals where cancer therapy with selected compounds is being conducted. Some representatives have also been determined in municipal wastewater treatment plant influents. We also studied the bio- and photodegradation of fluorouracil and capecitabine and are the first to identify a number of their transformation products formed during these processes. In the area of endocrine disrupting compounds, we devoted research to industrial chemicals and personal care product ingredients like bisphenol A, triclosan, parabens and benzophenones. The first three compounds we developed within the framework of the FP7 DEMOCHOPHES project analytical procedure for their determination in urine samples. We have also analysed over 250 samples from human biomonitoring performed within this EU project. For benzophenones, which are structurally a common denominator for UV filters and selected pharmaceuticals, we have developed analytical procedures for their determination in environmental samples (aqueous and sediment samples). We have also begun to research their cycling in the environment.

Methods of isolation and analysis of isotopic composition of light elements in individual proteins in dairy and fruit products, used for a determination of their geographic origin and the detection of adulteration were optimised. Methods for determining the isotope composition of lipids and polycyclic aromatic hydrocarbons (PAH) were applied in studies of the decomposition of organic matter in different environments, while molecular and isotopic analyses of PAH were used for tracing sources of contamination. The remains of food in archaeological samples of ceramics were studied using molecular and isotopic analyses of fatty acids and di- and triglycerides using ESI Q-TOF MS and ESI Q-TOF MS/MS.

In radiological chemistry three different dissolution techniques were tested for the determination of  $^{210}\text{Po}$  in biological samples. The dissolution techniques involved the classic wet ashing with acids by heating vigorously over



Head:

**Prof. Milena Horvat**

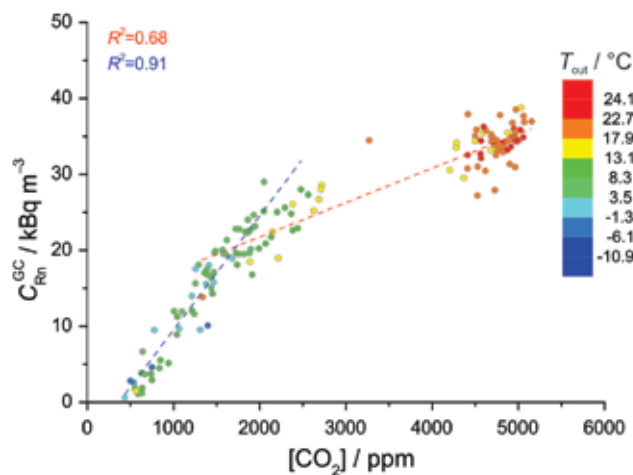


Figure 1: Correlation between daily mean values of radon concentration ( $C_{Rn}^{GC}$ ) and  $[\text{CO}_2]$  at Gaily Coloured Corridor (GC) location depending on the outside air temperature (colour scale)

a gas flame, the digestion with acids up to 200°C and the wet digestion by a microwave system in Teflon vessels. The results obtained revealed that the activity concentrations of  $^{210}\text{Po}$  found in biological samples were not statistically different among the three applied approaches.

Three different dissolution techniques for the determination of uranium in soil were compared: the conventional total dissolution with mixtures of acids; the microwave dissolution using acids; and the alkaline fusion. The results obtained showed that the best dissolution was achieved with alkaline fusion. As a measurable amount of uranium was found in the residue after digestion with the two commonly used dissolution techniques, further investigations are required.

In the area of chemical metrology the department collaborated on the international project ERMP ENVO2 PartEmission (Emerging Requirements for Measuring Pollutants from Automotive Exhaust Emissions) where it leads and coordinates Workpackage 4 (WP-4). The goal of WP-4 is to provide traceable and accurate mercury calibration standards and improved and validated measurement techniques, which will meet modern needs in analytical chemistry. In the scope of WP-4, we successfully concluded task 4.1 which included the evaluation and testing of mercury-resistant materials for low-level Hg sampling in collaboration with VSL, The Netherlands.

In the area of chemical metrology two types of activities need to be mentioned. The first is related to the certification of trace elements in candidate Certified Reference Materials for the EU, JRC, Institute for Reference Materials and measurements (IRMM): (i) ERM-EF411 hard coal, ERM-EF412 brown coal and ERM-EF413 furnace cake for As, Co, Cr, Hg, Mn, Sb, Se, V, Zn, Ca, Mg, Na, K and Cl, (ii) ERM-BD150 and ERM-BD151 Skimmed milk for Ca, Cl, Co, Fe, K, Mg, Mn, Na, Se and Zn and (iii) Ag in Chicken paste and Ag suspension. In addition, a series of CCQM Key Intercomparisons were also organized. Based on the excellent performance a series of CMC (Calibration Measurement Capability) claims are planned for 2013, which will be later entered in the KCDB (Key Comparisons Data Base). Furthermore, ordinary participation in inter-laboratory comparison studies organised by IAEA, WEPAL and others reference laboratories is our mission, as well as their organization.

Centre for Mass Spectrometry participates in research and application projects with mass spectrometric measurements on high resolution tandem mass spectrometer Q-ToF Premier, equipped with electrospray ionization source (ESI), which is also coupled with ultra-performance liquid chromatograph (UPLC). This instrument was used for the identification and quantification of Ni complexes with quinic acid in different sorts of tea, accurate detection of Zn citrate in milk and analysis of traces of di- and tri-acylglycerides in archaeological samples of vessels for cooking or food storage. Some transformation products of drug benzodiazepine and their influence into environment were determined with LC-MS.

### **Biological and geochemical cycles**

The natural distribution of elements in the environment determine the isotopic composition of these substances in air, water, soils and allow monitoring of the biological and geological cycles and measuring their impact on organisms.

In the framework of the EU 7OP GMOS project, Global Mercury Observing System, aiming at establishing a global monitoring infrastructure for the Hg measurements in the air two important activities were accomplished. In cooperation with the GMOS consortium and GEOTRACES network co-workers participated in a sampling expedition along 40<sup>th</sup> parallel in the South Atlantic Ocean on the research vessel RSS James Cook. Results of this expedition are first high resolution spatial results obtained along this stretch of the South Atlantic. The results are important because a considerable part of biological production is concentrated along the 40°S, which has substantial influence on the cycling of the elements in the ocean, including Hg. We also joined a research cruise on board the Italian research vessel Urania, where we studied the cycling of different Hg species in a marine environment. The cruise was a continuation of the work done within previous EU projects (MEDOCEANEOR, MERCYMS, etc.). We measured the concentrations of different Hg species in a water column at 13 locations of the Western Mediterranean and Atlantic part of the Strait of Gibraltar, which is of crucial importance for understanding the element exchange between the Mediterranean and the Atlantic Ocean.

In collaboration with the Slovenian Environmental Agency (ARSO) we monitored the concentrations of total Hg in precipitations and gaseous Hg in air at international meteorological station in Iskrba near Kočevska Reka. In past year we installed a Tekran system that allows measurements of different Hg species in air (gaseous oxidized Hg – GOM, gaseous elemental Hg – GEM, particulate bounded Hg – PBM and total gaseous Hg – TGM), which will improve our understanding of the cycling and sources of Hg in the local and global environments, and a comparison of different measurement techniques.

In the group of geochemistry the contribution of natural processes to the carbon mass balance of Slovenia was analysed. The biogeochemical cycle of carbon is tightly coupled to the hydrological cycle and biogeochemical cycles of other elements, in particular nutrients. Different environments were studied, among others the weathering and dissolution of bedrock, primary and secondary precipitation in water, back-precipitation within aquifers, decom-

position of organic matter in the water column and in sediments, in the soil and processes within coal seams. The origin of particulate organic matter in the water column and the seasonal dynamics of the primary production and mineralization of allochthonous and autochthonous organic matter in Lake of Bled were investigated.

Stable isotope analyses of carbon in methane, bulk sedimentary organic matter and in lipids, as well as their molecular composition, were used to support the terminal restriction fragment length polymorphism (T-RFLP) analysis of 16S ribosomal ribonucleic acid (rRNA) sequences of bacterial and archaeal community members and confirmed that larger sediment-depth-dependent changes occurred in the latter. The detected biogeochemical processes and structure of the archaeal community supported the hypothesis that hydrogenotrophic methanogenesis is the dominant pathway in the sediment, despite the low temperature and the prevalence of “fresh” autochthonous-derived organic matter. In contrast to hypoxic and anoxic lacustrine environments, methanogenesis in coal seams proceeds by the microbial  $\text{CO}_2$  reduction, which was confirmed by the carbon stable isotope analyses of methane, carbonate host rock and the highly alkaline water in the Velenje coal basin.

Seasonal variations in the concentration and sources of  $\text{CO}_2$  in the soil atmosphere at abandoned pasture and meadows in the Podgorje Kras area were investigated. It was shown that, on an annual basis, the bedrock weathering contributes a comparable amount of  $\text{CO}_2$  as respiration and decomposition of soil organic matter.

Research on carbon cycling in Slovenian river catchments was extended to Alpine springs. The age of the water in the springs was determined by the  $^3\text{H}$  activity and was on average between 2.6 and 5 years. The source of dissolved inorganic carbon, which is reflected in its carbon stable isotope composition, was shown to be a reliable indicator of the vulnerability of the spring catchment area to anthropogenic pollution.

A multivariate statistical data evaluation was used to evaluate the results of the long-term monitoring of the hydrochemical and isotopic composition of water in Krka River (Croatia), where geogenic and anthropogenic contaminants were discriminated.

In the radiochemistry group the fractionation of the natural radionuclides in the soil and fresh water sediments as well as the transport of natural radionuclides into the biological systems and food chain were investigated. The transfer of uranium-radium decay chain radionuclides from hay and silage to cow's milk were assessed in the vicinity of the former uranium mine and mill Žirovski Vrh. The knowledge of site-specific transfer factors is required for assessing the radiation doses to the population. The sedimentation rate in the Middle and South Adriatic Sea was assessed by the measurement of  $^{137}\text{Cs}$  activity concentrations in the sediment profiles. The rate was found to be between 1.8 and 4  $\text{mm y}^{-1}$ .

$^{129}\text{I}$  is important as an environmental tracer of the biogeochemical cycling of iodine and of the dissemination of nuclear pollution, because anthropogenic  $^{129}\text{I}$  has been released from only a few point sources and with its short mixing time its distribution therefore reveals the movement of  $^{129}\text{I}$  in the environment. The RNAA was applied to determine  $^{129}\text{I}/^{127}\text{I}$  isotopic ratios as well as  $^{129}\text{I}$  and  $^{127}\text{I}$  concentrations in soils from several locations in Ukraine and from Slovenia. The  $^{127}\text{I}$  concentrations in surface soils from Ukraine were in the range 2.3–23.1  $\mu\text{g g}^{-1}$  and for  $^{129}\text{I}$  (11.1–245.7)  $\cdot 10^{-8} \mu\text{g g}^{-1}$  dry matter with the highest value of 1.47  $\cdot 10^{-3} \mu\text{g g}^{-1}$ . In soil samples from Slovenia  $^{127}\text{I}$  concentrations ranged 0.73–130  $\mu\text{g g}^{-1}$  and  $^{129}\text{I}$  (8.0–245.7)  $\cdot 10^{-8} \mu\text{g g}^{-1}$ . The  $^{129}\text{I}/^{127}\text{I}$  isotopic ratios of the surface soils from Ukraine were in the range of the order of  $10^{-9}$ – $10^{-5}$  and of  $10^{-10}$ – $10^{-8}$  for the soils from Slovenia.

One of the studies in Centre of radon was the dependence of radon levels in the air of karst caves on atmospheric and geophysical parameters was mainly oriented to the influence of microclimatic and geomorphological characteristics on the spatial distribution of radon levels in Postojna Cave. The direction of air flows and the extent of ventilation were studied on the basis of continuous measurements of radon concentration at three measurement locations, which was found very useful for the interpretation of the results of nano aerosol measurements

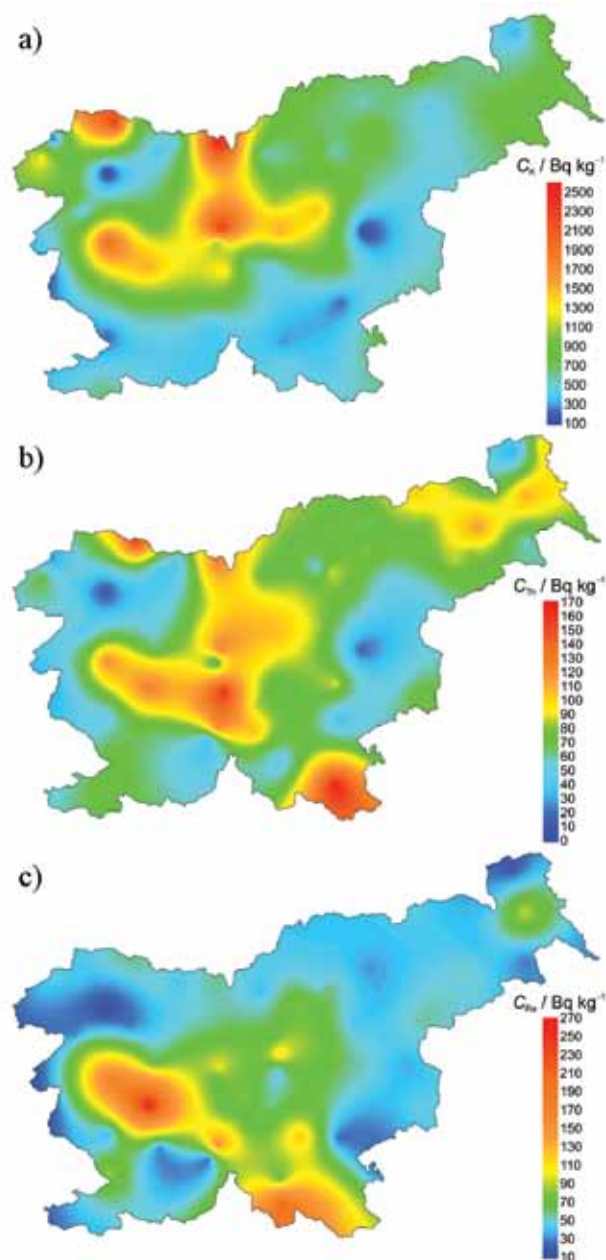


Figure 2: Iso-concentration areas of a)  $^{40}\text{K}$ , b)  $^{232}\text{Th}$ , and c)  $^{226}\text{Ra}$  in soil at 70 points in Slovenia



in Postojna Cave. We have been focused on the role of the concentration and size distribution of the background (non-radioactive) nano aerosols on the size distribution of nano particles of radon decay products (especially the <10 nm fraction), the presence of microorganisms in the cave air (Karst Research Institute, Research Centre of the Slovenian Academy of Sciences and Arts), and the influence of the tourist visits on the nano aerosol behaviour. In the frame of the FP 7 project BlackSeaHazNet the research of the effects of seismic activity and tectonic faults on radon levels has been continued. The transport of radon and carbon dioxide has been studied in soil gas on different geological bedrocks in Slovenia and Japan (the Japanese–Slovenian bilateral project), and radon and thorium in the air of living environment within bilateral projects with Hungary and Serbia.

### Environment, nutrition, health

Numerous researches and measurements of various environmental parameters, food and health effects of pollutants are among the major activities at the Department of Environmental Sciences.

Two EU projects COPHES and DEMOCOPHES were finished after 3 years of work. They both together have demonstrated that a more coordinated and harmonised approach to human biomonitoring (HBM) in Europe

is possible and also useful to protect the health of Europeans. For the first time we have results which are comparable across Europe. Biomarkers for chemicals of concern were measured in the hair and urine of almost 4000 mothers and their children in 17 European countries. Mercury was measured in hair and cadmium, cotinine, phthalate metabolites, bisphenol A, triclosan and parabens were analysed in urine. Europe is not homogeneous; differences in the levels were seen between the countries, indicating that there are differences in exposures. Many of the differences may be explained by lifestyle or differences in diet.

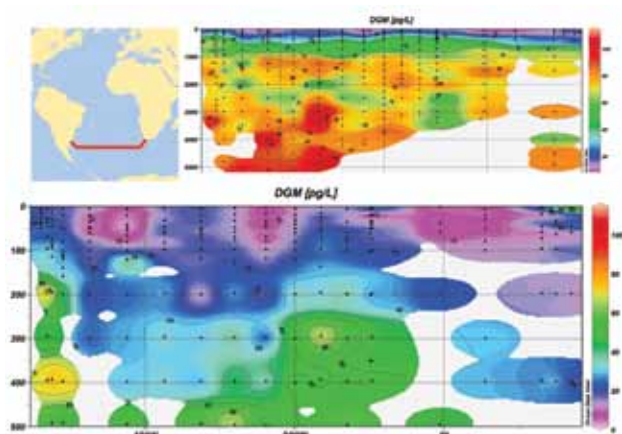
We also studied the transfer of toxic elements from mother to child through breast feeding using a classic analysis of trace elements in human milk and the use of the deuterium method standardised by the IAEA. The method has been applied in Slovenia for the first time.

The distribution and speciation of selenium (Se) in freshwater fish (muscle and liver tissue) from lakes in Argentina was investigated. Values for total Se in muscle ranged from 0.66 µg/g to 1.61 µg/g, while in the liver the concentrations were much higher, from 4.46 µg/g to 73.71 µg/g on a dry matter basis. The separation of soluble Se species was achieved by ion-exchange chromatography, and detection performed by ICP – MS. The results showed that in fish muscle from 47 to 55 % of selenium was soluble

and the only Se species identified was SeMet, which represented around 80 % of the soluble Se, while in the liver the amount of soluble Se ranged from 61 to 76 % and the percentage of species identified (SeMet and SeCys2) ranged from 8 to 17 % of soluble Se.

In the context of the CRP project, whose objective is to monitor the quality of the fish on the Slovenian market, we analysed the content of essential and toxic elements in two groups of fish (Atlantic salmon, trout and European seabass from fish farms and wild fisheries). The levels of the toxic elements As, Cd and Pb are comparable with those in the literature, the concentrations of Cd and Pb are below the limit of detection for the method used (< 3 ng/g and < 23 ng/g dry weight). The content of the essential elements Fe, Zn and Cu is not significantly different between the farmed and wild seabass, while the element contents are higher in the sea than freshwater fish.

MT mRNA expression was studied in human glioblastoma cell line U87 MG (American Type Culture Collection, USA) before and after the arsenic trioxide exposure. The gene expression of six metallothionein (MT) (sub) isoforms, namely MT2a, MT1 (a, e, f, x) and MT3, was followed by qPCR. The cells were treated by arsenic with or without vitamin C addition. Suppressed expression was observed after exposure to a low concentration and increased expression after exposure to higher concentrations, especially for the isoforms MT1 (f, x) and MT2a. Both phenomena were tested by cadmium and mercury exposure. The results are interesting regarding chemoresistance during cancer treatment and as resistance against the toxic effects of metals present in food and water or in the working environment (occupational exposure). Next to biomedical research we also studied the arsenic in marine environment and food. In muscle samples of the Mediterranean ray high concentrations of non-toxic arsenobetaine were found while liver samples also contained dimethylarsinic acid and traces of inorganic arsenic. There are little data on arsenic speciation in ray samples and other Cartilaginous fish and our study shows similarities in the arsenic speciation with better known and more common bony fish. In the terrestrial environment we modelled the arsenate behaviour in soil and studied the accumulation, distribution and speciation of arsenic in desert plant *Atriplex atacamensis*, grown wild in arsenic polluted arid areas of Chile.



*Figure 3: The analysis and speciation of mercury was made on the Research vessel James Cook in the South Atlantic as part of the GEOTRACES and GMOS projects. A significant decrease of dissolved gaseous mercury in the surface waters was observed. The evasion of mercury from the ocean surface represents the largest natural source of mercury to the global atmosphere.*

We demonstrated that the combination of a multi-element analysis, several isotopic ratios ( $^{13}\text{C}/^{12}\text{C}$ ,  $^{15}\text{N}/^{14}\text{N}$ ,  $^{18}\text{O}/^{16}\text{O}$ ,  $^2\text{H}/^1\text{H}$ ) and selected chemical and physical parameters (fruit mass, antioxidant activity, content of ascorbic acid and total phenols) can be used to differentiate the varieties of Slovenian apples, the geographical location of their growth and agricultural practice. The botanical origin (cultivar) was found to have a major influence on the  $\delta^{13}\text{C}$  and  $\delta^{15}\text{N}$  values of the proteins and the  $\delta^{18}\text{O}$  and  $\delta\text{D}$  values of the water. The geographical regions were well separated based on the  $\delta^{18}\text{O}$  and  $\delta\text{D}$  values in the water and the concentrations of Rb and S in fruit juice. The most significant variables to distinguish between the organically and conventionally cultivated fruits were found to be the  $^{15}\text{N}/^{14}\text{N}$  ratio and the anti-oxidant activity. In addition, significant differences were also observed in the ascorbic acid content.

Stable isotopes of nitrogen were also used to estimate the risk of nitrate leaching into the groundwater during lettuce production using different irrigation and fertilities practices. Broadcast application combined with irrigation was identified to provide the optimal yield at minimum risk for the groundwater quality.

With the radiochemistry methods the activity concentrations of natural radionuclides  $^{210}\text{Po}$  and  $^{210}\text{Pb}$  in edible Mediterranean mussels from the Adriatic Sea were determined. Both radiotoxic nuclides are decay products of the same parent. Nevertheless, the activity concentrations of  $^{210}\text{Po}$  in organisms were 6.2 to 30.7 higher than the activity concentrations of  $^{210}\text{Pb}$ , thus indicating their different biological role in organisms.

In the group of inorganic analytical chemistry the monolithic chromatography is frequently used in speciation analysis. An analytical procedure that includes the use of convective-interaction media (CIM DEAE-1) column coupled to inductively coupled plasma mass spectrometry (ICP-MS) was applied in investigations on the kinetics, binding and distribution of chemotherapeutics based on platinum or ruthenium in human serum samples. One CIM Protein G and one CIM DEAE disks were assembled together in a single housing forming CLC monolithic column. Such a set-up allows rapid two-dimensional separation, by affinity and ion-exchange modes, to be carried out in a single chromatographic run. A complex investigation was carried out in order to develop an analytical method for a quantitative determination of Zn-citrate in human milk samples.

In addition to monoliths, stable isotopes were also included to the speciation analysis. The application of a high matrix introduction system, high-energy collision mode and careful optimisation of the ICP parameters enabled the efficient reduction of polyatomic interferences of chlorine and carbon ions in the determination of chromium at  $m/z$  52 and 53. This allows us to use previously properly synthesized chromium species ( $^{50}\text{Cr}(\text{VI})$  and  $^{53}\text{Cr}(\text{III})$ ) either as tracers of species transformation during the analytical procedures applied and for quantification of the Cr(VI) by isotope dilution ICP-MS technique. Such an analytical methodology was successfully applied for a highly accurate determination of Cr(VI) in corrosion-protection coatings.

On the field of organotin compounds research, stable isotope labelled tri- and di-butyl species were laboratory synthesized and surveillance monitoring of the pollution along the Croatian part of the Adriatic Sea carried out. Inter-institutional collaboration in multidisciplinary teams that carried out complex studies ended up in successful synthesis of the surface-modified magnetic nanoparticles that were applied for effective immuno-gene therapy of murine mammary adenocarcinoma. Finally, in collaboration with University of Padova, the effects of a copper-deficient diet in aged CD1 mice and the influence of such a diet on the main organs and in different brain areas were investigated.

### Environmental Monitoring

Research groups of the Department of Environmental Sciences performed regular and long-term measurements of various environmental parameters to control potential contaminations exposure to pollutants in the environment.

In collaboration with the Chemical Office of the Republic of Slovenia, University Medical Centre Ljubljana, regional institutes of Public Health, regional hospitals and health we continued national human biomonitoring. We analyse toxic chemicals including toxic metals (cadmium, lead, mercury) and persistent organic pollutant including dioxins, pesticides, PCBs, polybrominated flame retardant in human blood, urine and maternal milk. The results will be used for the assessment of the burden of the Slovenian population with these environmental pollutants.

With isotopic analyses the monitoring of a stable isotope composition of precipitation and surface water in Slovenia was continued. The database of isotope parameters of wine in line with EU requirements was upgraded, as well as the database on the isotope composition of the coal bed gases in the Velenje Coal Basin.

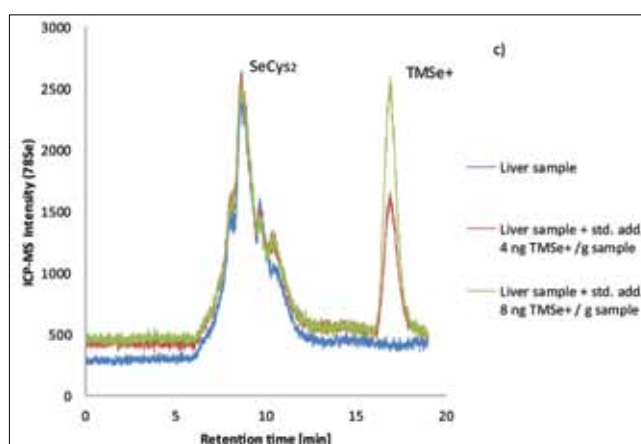


Figure 4: Typical chromatogram for the separation of Se species in the extract of fish liver, on cation exchange (Zorbax 300-SCX column).

The monitoring of the carbon isotope composition in the environment close to the NPP Krško was upgraded with the first data on stable carbon isotopes in plants in the surroundings of the power plant.

The monitoring of natural radionuclides within the influential area of the former uranium mine and mill at Žirovski Vrh was performed.

In collaboration with the Environmental Agency of the Republic of Slovenia the monitoring of organotin compounds in surface and sea water was continued in 2012.

The Department of Environmental Sciences also organised the mobile chemical laboratory ELME for intervention in the case of environmental accidents with hazardous materials. The chemical mobile unit had four interventions in 2012 as a result of environmental pollution.

### **Clean technologies and waste management**

The activities of the Department of Environmental Sciences are closely linked to the introduction of cleaner, more environmentally friendly technologies and waste management.

In collaboration with the Department of Inorganic Chemistry and technology we continued our research on cost-effective methodologies for the removal of mercury in flue gases by the oxidation method in flue-gas desulfurization plants. Mathematical models were introduced and used for the simulation of aqueous Hg chemistry. Mercury behaviour in solid samples at higher temperatures was also studied as part of the initial experiments of the removal of Hg from gases at higher temperatures.

In collaboration with the Faculty for Civil Engineering and the Faculty for Mechanical Engineering, University of Ljubljana we have studied the removal of organic pollutant residues from wastewaters by hydrodynamic cavitation. An optimised process was coupled to biological wastewater treatment and UV degradation.

In collaboration with the Biotechnical Faculty, University of Ljubljana, a study was made of the influence of selected new emerging contaminants on the development of biomass during wastewater treatment.

In the field of nanotechnology we developed an analytical method for the one-step synthesis of a thin layer of TiO<sub>2</sub> on Ti<sub>6</sub>Al<sub>4</sub>V alloy for the improvement of short-term and long-term body responses. This method decreases the direct contact between the bone tissue and metals, especially aluminium and vanadium, and improves bone-tissue integration.

### **Risk and environmental impact assessment**

People are exposed to a large number of pollutants in the environment, but the exposure is relatively difficult to evaluate, especially when it comes to long-term exposure to low levels of pollutants. Therefore, an accurate assessment of exposure is very important in order to estimate the correct risk assessment.

The approach to the sustainability appraisal of nuclear energy in Slovenia (Krško) has been developed as a basis for long-term national energy-policy approval. The EU project iNTeg-Risk was a framework for making guidelines for the integration of strategic, sustainability and project-level impact evaluation with land-use planning for new and emerging risk technologies. The CIVITAS ELAN project has been successfully concluded as well as Targeted Research Project on strategic environmental assessment (SEA) in Slovenia. One of the results of the latter is a CBA for the two formal SEA procedures: one for a highway section around Škofljica and the other for the strategic spatial plan for the Municipality of Ljubljana.

The annual ingestion dose due to milk consumption for the natural radionuclides influential area of the former uranium mine and mill at Žirovski Vrh was assessed. The estimated dose is low, with the highest contribution due to <sup>210</sup>Po in <sup>210</sup>Pb. The ERICA Tool was applied for an assessment of the radiation impact on some terrestrial and aquatic organisms from the Žirovski Vrh area. The assessed dose rates were low, being in the range from several to tenths of μGy h<sup>-1</sup>. Within the EMRAS II project coordinated by the International Atomic Energy Agency, the department's staff participated in the inter-comparison of modelling approaches for assessing doses to terrestrial wildlife.

In the frame of EU 7FP EGIDA (Coordinating Earth and Environmental cross-disciplinary projects to promote GEOSS) project that ended in 2012, the EGIDA methodology developed within the project was evaluated at the level of Slovenia. The methodology aims to provide support to the promotion and coordination of activities carried out by: the GEO Science & Technology (S&T) Committee; S&T national and European initiatives; and other S&T Communities.

We participated in the preparation of the new global convention on mercury, coordinated by the United Nations Environment Programme (UNEP). Background documents were prepared which comprise four main chapters: atmospheric emissions, Hg entering the aquatic environment; and the fate and transport of mercury in the atmosphere and in aquatic environments. Our main responsibility was the preparation of the chapter dealing with releases of Hg into aquatic ecosystems from a variety of anthropogenic and natural sources, which represents the first calculation at the global level.

## Some outstanding achievements

1. In the framework of the new Global mercury Convention to be adopted in 2013, a report on mercury releases to the aquatic systems at the global level was prepared for the UNEP Secretariat. This forms an integral part of the new UNEPs Global Mercury Assessment 2012 report, which represents an essential part in the on-going negotiation process.
2. We studied bio- and photodegradation of cytostatic drugs fluorouracil and capecitabine and are the first to identify a number of their transformation products formed during these processes.
3. In the group of inorganic analytical chemistry developed new methods based on monolithic chromatography. An analytical procedure that includes the use of a convective-interaction media (CIM DEAE-1) column coupled to inductively coupled plasma mass spectrometry (ICP-MS) was applied in investigations on kinetics, binding and the distribution of chemotherapeutics based on platinum or ruthenium in human serum samples.
4. The reason for an order of magnitude higher radon concentration in summer time in the Gaily Coloured Corridor than in other parts of the Postojna Cave was clarified in Centre for Radon.
5. In two EU projects COPHES and DEMOCOPHES comparable results have been obtained in 17 European countries on the exposure of children and their mothers to mercury, cadmium, cotinine, phthalates, bisphenol A, triclosan and parabens. Differences in exposure can be explained by lifestyle or differences in diet.
6. A method for comprehensive cost-benefit analysis (CBA) related to SEA procedure in Slovenia has been developed and tested on two cases.
7. An integrated impact assessment of sixteen traffic improvement measures in Ljubljana has been made in the framework of the CIVITAS Elan project including CBA for five selected measures.
8. Development, testing, and validation of the integrated, hierarchically consolidated methodology for the evaluation of sustainability, environmental risks and land-use planning for new hazardous installations have been made in the framework of the iNTeg-Risk project.

## Some outstanding publications in the past year

1. Novotnik, B., Zuliani, T., Ščančar, J., Milačič, R.: The determination of Cr(VI) in corrosion protection coatings by speciated isotope dilution ICP-MS. *J. Anal. At. Spectrom.*, 2012, 27(9), pp. 1484–1493
2. Mulec J., Vaupotič J., Walochnik J.: Prokaryotic and eukaryotic airborne microorganisms as tracers of microclimatic changes in the underground (Postojna Cave, Slovenia). *Microb. Ecol.*, 2012, 64(3), pp. 654–667
3. Mechora, Š., Germ, M., Stibilj, V.: Selenium and its species in the aquatic moss *Fontinalis antipyretica*. *Sci. total environ.*, 2012, 438, pp. 122–126
4. Mandić-Mulec, I., Gorenc, K., Petrišič, M. G., Faganeli, J., Ogrinc, N.: Methanogenesis pathways in a stratified eutrophic alpine lake (Lake Bled, Slovenia). *Limnology and Oceanography*, 2012, 57(3), pp. 868–880
5. Hines, M. E., Poitras, E. N., Covelli, S., Faganeli, J., Emili, A., Žižek, S., Horvat, M.: Mercury methylation and demethylation in Hg-contaminated lagoon sediments (Marano & Grado Lagoons, Italy). *Estuar., coast. shelf sci.*, 2012, 113, 10, pp. 85–95
6. Kontić, B., Kontić, D.: A viewpoint on the approval context of strategic environmental assessments. *Environ. impact. asses. rev.*, 2012, 32(1), pp. 151–155

## Awards and appointments

1. Radojko Jačimović: awarded the degree of Honorary Doctor by Odessa National Polytechnic University, Ukraine, 23. 10. 2012

## Organization of conferences, congresses and meetings

1. Milena Horvat: Workshop Mercury in contaminated sites: characterisation, impact and remediation, Ljubljana, Slovenia, 6.–8. 6. 2012
2. Milena Horvat, Vekoslava Stibilj, Radojko Jačimović, Tea Zuliani, Polona Vreča: Workshop on outcome of the Interlaboratory Comparison: Determination of Trace Elements in Sediment (PT-SED2), Ljubljana, Slovenia, 21. 11. 2012
3. Nives Ogrinc: scientific meeting Workshop on Assessment of Groundwater Resources Affected by Rivers in Danube Basin Slovenia, Ljubljana, 26.–29. 11. 2012

4. Ljudmila Benedik: Training in radiochemistry and radioactivity measurements for practitioners from countries eligible under the JRC Enlargement & Integration policy, Ljubljana, Slovenia, 27. 2.-2. 3. 2012, 16.-27. 4. 2012, 11.-22. 6. 2012, 3.-7. 9. 2012, 15.-26. 10. 2012
5. Mateja Bezek, Asta Gregorič, Janja Vaupotič: professional course Radon in buildings: measures to decrease radon concentrations, Jožef Stefan Institute, Ljubljana, Slovenia, 24.-25. 5. 2012

## INTERNATIONAL PROJECTS

1. Provision of testing services for filter media used in IMS radionuclide stations  
CTBTO Preparatory Commission  
Prof. Ljudmila Benedik
2. 7.FP - CIVITAS-ELAN: Mobilising citizens for vital cities Ljubljana-Gent-Zagreb-Brno-Porto  
European Commission  
Dr. Davor Kontić
3. 7. FP - HYDRONET: Floating sensorised networked robots for water monitoring  
European Commission  
Prof. Milena Horvat
4. 7. FP - iNTeg-Risk: Early recognition, monitoring and integrated management of emerging, new technology related risks  
European Commission  
Prof. Branko Kontić
5. 7. FP - ArcRisk: Arctic health risks: Impacts on health in the arctic and europe owing to climate-induced changes in contaminant cycling  
European Commission  
Prof. Milena Horvat
6. FP - COPHES: European coordinaton action on human biomonitoring  
European Commission  
Prof. Milena Horvat
7. FP - EGIDA: Coordinating Earth and environmental cross-disciplinary projects to promote GEOSS  
European Commission  
Asst. Prof. Sonja Lojen
8. FP - GMOS; Global mercury observation system  
European Commission  
Prof. Milena Horvat
9. 7. FP - CYTOTHREAT; Fate and effects of cytostatic pharmaceuticals in the environment and the identification of biomarkers for and improved risk assessment on environmental exposure  
European Commission  
Prof. Ester Heath
10. 7. FP - BlackSeaHazNet: Complex research of euarthquake's prediction possibilities, seismicity and climate change correlations  
European Commission  
Prof. Janja Vaupotič
11. 7. FP - CITI-SENSE: Development of sensor-based citizens' observatory community for improving quality of life in cities  
European Commission  
Prof. Milena Horvat
12. ACT CLEAN - Access to technology and know-how in cleaner production in Central Europe  
European Commission  
Asst. Prof. Sonja Lojen
13. LIFE PLUS - DEMOCOPHES  
European Commission  
Prof. Milena Horvat
14. PartEmissio: EMRP - Emerging requirements for measuring pollutants from automotive exhaust emissions  
Euramet e.V.  
Prof. Milena Horvat
15. EMRP: Traceable measurements for monitoring critical pollutants under the european water framework directive (WFD-2000/60/EC)  
Euramet e.V.  
Prof. Radmila Milačić
16. Stable isotope technique to assess human milk intake in infants living in areas contaminated with mercury, lead and cadmium  
IAEA - International Atomic Energy Agency  
Prof. Milena Horvat
17. Stable isotopes in atmosphere-biosphere-earth system research (SIBAE)  
COST Office  
Asst. Prof. Sonja Lojen
18. COST ES0801. The ocean chemistry of bioactive trace elements and paleoclimate proxies  
COST Office  
Prof. Nives Ogrinc
19. Use of Environmental isotopes in investigations of influence of snow melt on stream runoff in the area of Julian Alps, NW Slovenia  
IAEA - International Atomic Energy Agency  
Dr. Polona Vreča
20. Assessment of human milk intake in infants living in gold mining areas in south west Nigeria, using stable isotope techniques  
IAEA - International Atomic Energy Agency  
Dr. Darja Mazej
21. Training in radiochemistry and radioactivity measurements for practitioners from countries eligible under the JRC enlargement and integration policy  
Institute for Reference Materials and Measurements  
Prof. Ljudmila Benedik
22. Characterisation of major and trace elements in three coal materials by activation and/or destructive methods  
Institute for Reference Materials and Measurements  
Prof. Milena Horvat
23. Training fee for Ms Gulnura Abasova (Kyrgyzstan), TA00221759, 2. 2.- 1. 5. 2012  
ICTP/IAEA Step Program, The Abdus Salam  
Prof. Janja Vaupotič
24. Training fee for Ms Ilona Matveyeva, (Kazakhstan), TA00221835, 15. 2.-14. 5. 2012  
ICTP/IAEA Step Program, The Abdus Salam  
Prof. Borut Smodiš
25. Stability monitoring of BCR-679 (only Hg Determination) and BCR-100  
Institute for Reference Materials and Measurements  
Prof. Milena Horvat
26. Characterisation of ERM-BD150 and ERM-BD151 skimmed milk  
Institute for Reference Materials and Measurements  
Prof. Milena Horvat
27. Training fee for Ms Christiane Odumah Anderson, (Ghana), 1.10.-24. 12. 2012  
ICTP - Centro Internazionale Di Fisica Teorica  
Prof. Milena Horvat
28. Training fee for Ms Ilona Matveyeva, (Kazakhstan), 24. 9.-23. 12. 2012  
ICTP - Centro Internazionale Di Fisica Teorica  
Prof. Borut Smodiš
29. IAEA workshop /RER8016 9002/workshop on assessment of groundwater resources affected by rivers in Danube Basin, 26.-29. 11. 2012, Ljubljana, Slovenia  
IAEA - International Atomic Energy Agency  
Prof. Nives Ogrinc
30. SOP WHO - Standard Operating Procedure  
World Health Organization  
Prof. Milena Horvat
31. Determination of Ag in chicken paste and Ag suspension by k0-INAA  
Institute for Reference Materials and Measurements  
Dr. Radojko Jačimović
32. Determination of Ag in Ag suspension by k0-INAA  
Institute for Reference Materials and Measurements  
Dr. Radojko Jačimović
33. Techno-economic evaluation of options for adapting nuclear and other energy infrastructure to long-term climate change and extreme weather  
IAEA - International Atomic Energy Agency  
Prof. Branko Kontić
34. Hydrogeochemistry of carbonate weathering fluxes at the terrestrial/marine interface of the Adriatic Sea: A collaborative field study  
Slovenian Research Agency  
Prof. Nives Ogrinc
35. Where is Radon (Gaseous Soil Component) coming from?  
Slovenian Research Agency  
Prof. Janja Vaupotič
36. Biogeochemistry of mercury in contaminated coastal environments; coastal lagoons in Rio Grande do Sul, Brazil and the Gulf of Trieste Northern Adriatic  
Slovenian Research Agency  
Prof. Milena Horvat
37. Neutron activation analysis on the assessment of arsenic resistant plants from Santa Barbara Region, Iron Quadrangle, Brazil  
Slovenian Research Agency  
Dr. Radojko Jačimović
38. Application of advanced methods in determination of geographic origin of wine: Comparison of Austrian and Slovenian wine  
Slovenian Research Agency  
Prof. Nives Ogrinc
39. Development of isotopic tools for better understanding of impacts of Sava and Danube



- rivers on groundwater systems in Slovenia and Slovakia: better management of groundwater resources and their protection against contamination  
Slovenian Research Agency  
Prof. Nives Ogrinc
40. Effect of short lived thoron progeny on effective dose at dwellings and workplaces in Slovenia and Hungary  
Slovenian Research Agency  
Prof. Janja Vaupotič
  41. Mercury analysis and speciation in the oceans  
Slovenian Research Agency  
Prof. Milena Horvat
  42. Fluid dynamics and carbon cycling in sedimentary basins: geochemical characterization, evaluation of biogeochemical processes and modeling  
Slovenian Research Agency  
Dr. Tjaša Kanduč
  43. Calibration of palaeoenvironmental records in (sub)recent laminated tufa  
Slovenian Research Agency  
Asst. Prof. Sonja Lojen
  44. Determination of toxicity and physico-chemical properties of pharmaceuticals  
Slovenian Research Agency  
Dr. Tina Kosjek
  45. Tracing of natural and anthropogenic impacts in marine ecosystem along Istrian Adriatic coast using mediterranean mussel *M. Galloprovincialis*  
Slovenian Research Agency  
Dr. Tjaša Kanduč
  46. Environmental isotopes in snow hydrology  
Slovenian Research Agency  
Dr. Polona Vreča
  47. Mercury Processes in aquatic systems; mercury methylation and reduction in natural aquatic environments: laboratory studies using high specific activity <sup>197</sup>Hg radiotracer  
Slovenian Research Agency  
Prof. Milena Horvat
  48. Where is Radon (Gaseous Soil Component) coming from?  
Slovenian Research Agency  
Prof. Janja Vaupotič
9. The use of isotope dilution inductively coupled plasma mass spectrometry technique in environmental studies  
Prof. Radmila Milačič
  10. Toxic metals and organometallic compounds in the terrestrial environment  
Prof. Radmila Milačič
  11. Speciation and interactions of chemical contaminants at trace level in aqueous media to support the development of cost-effective removal technologies  
Prof. Milena Horvat
  12. Climate change and impacts of anthropogenic disturbances on primary production in forest soil  
Prof. Nives Ogrinc
  13. The impact of climate change on the sustainability, stability and biodiversity of beech and black pine stands in the Balkans  
Prof. Nives Ogrinc
  14. Groundwater age determination in deep aquifers of Slovenia  
Asst. Prof. Sonja Lojen
  15. Sediments in aquatic environments: their geochemical and mineralogical characterization, remediation, and use as secondary raw materials  
Prof. Radmila Milačič
  16. Petrology of brown (low-rank) coals as mined and/or used in Slovenia, natural gasses in them, and their gas-sorption properties  
Dr. Tjaša Kanduč
  17. Carbon dynamics in forest soils and the rhizosphere  
Prof. Nives Ogrinc
  18. Optimisation of a polychlorinated biphenyls' (PCBs) contaminated material dump site remediation  
Prof. Milena Horvat
  19. Vulnerability assessment and identification of suitable remediation measures in degraded ecosystem – a case study of the Idrija mercury mine region  
Dr. David Kocman
  20. Psychoactive pharmaceuticals and their transformation products in water treatment processes  
Dr. Tina Kosjek
  21. Farming possibilities in water protection areas  
Asst. Prof. Sonja Lojen
  22. Efficiency of SEA and health impact assessment in strategic evaluation of plans  
Prof. Branko Kontić
  23. The use of specific methods for determination and prevention of adulteration of milk and dairy products  
Prof. Nives Ogrinc
  24. Quality of fish on Slovenian market and analysis of possibilities to adjust supply to demand with respect to secure nutritional safety and increase competitiveness of fisheries and aquaculture (Healthy fish - healthy as fish)  
Prof. Vekoslava Stibilj
  25. Monitoring of some pollutants in foodstuffs  
Asst. Prof. Zdenka Šlejkovec
  26. Expert opinion, attendance at the expert meeting and presentations for the aspects of major accident prevention and Mercury pollution in the Gulf of Trieste  
Prof. Milena Horvat
  27. SCOPES; Eradication of lung cancer caused by radon gas in Azerbaijan and Slovenia  
Prof. Janja Vaupotič

## RESEARCH PROGRAMS

1. Modelling and environmental impact assessment of processes and energy technologies  
Prof. Borut Smodiš
2. Cycling of substances in the environment, mass balances, modelling of environmental processes and risk assessment  
Prof. Milena Horvat

## R & D GRANTS AND CONTRACTS

1. The effect of selenium on the harvest and quality of crops  
Prof. Vekoslava Stibilj
2. Interaction of organic matter with metals in coastal waters of the Gulf of Trieste  
Prof. Milena Horvat
3. Tartary buckwheat as a new source for functional foods  
Prof. Vekoslava Stibilj
4. Synthesis, characterisation and use of novel ruthenium compounds in electrochemotherapy of tumors (basic research project)  
Prof. Janez Ščančar
5. Sustainable land use in relation to soil and crop quality  
Prof. Nives Ogrinc
6. Metagenomics for bioexploration and biomining of bacterial laccases for a sustainable environment  
Prof. Ester Heath
7. Archaeologies of hunter-gatherers, farmers and metallurgists: Cultures, populations, palaeoeconomies and climate  
Prof. Nives Ogrinc
8. Advanced water treatment with ultrasound and cavitation  
Prof. Ester Heath

## NEW CONTRACTS

1. Off-site radiological monitoring of NPP Krško 2011-2013  
Krško Nuclear Power Plant  
Prof. Vekoslava Stibilj
2. Consultancy on environmental impact evaluations related to planned NPP2 Krško  
Gen, d. o. o.  
Prof. Branko Kontić
3. Ecology laboratory with mobile unit  
Ministry of Defence  
Dr. Dušan Žigon
4. Co-financing of activities of holder of national standard in 2012 - amount of substance / soil  
Ministry of Economic Development and Technology  
Dr. Polona Vreča

## VISITORS FROM ABROAD

1. Gulnura Abasova, Ministry of Health, Department of the State Sanitary and Epidemiological Surveillance, Bishkek, Kyrgyzstan, 2. 2.-30. 4. 2012
2. Rossitza Borissova Karaivanova, Tsvetan Nedyalkov Piperov, State Enterprise for Radioactive Waste, Sofia, Bulgaria, 27. 2.-2.3. 2012
3. Mihaela G. Bragea, Institute of Public Health, Timisoara, Romania, 27. 2.-2.3. 2012
4. Martina Rožmarić Mačefat, Ruder Bošković Institute, Zagreb, Croatia, 27. 2.-2.3. 2012
5. Bojan Šešlak, Vinča Institute of Nuclear Sciences, Belgrade, Serbia, 27. 2.-2.3. 2012
6. Ilona Matveyeva, Al-Farabi Kazakh National University, Almaty, Kazakhstan, 15. 2.-14. 5. 2012 and 24. 9.-21. 12. 2012
7. Dr. Borbála Máté, Institute of Radiochemistry and Radioecology, University of Pannonia, Veszprém, Hungary, 13. 3.-12. 4. 2012
8. Dr. Alexey Ekaykin, Arctic and Antarctic Research Institute, St. Petersburg, Russian Federation, 16-19. 4. 2012
9. Iva Todoranova, State Enterprise for Radioactive Waste, Sofia, Bulgaria, 16-27. 4. 2012 and 3-7. 9. 2012

10. Rositzka Kamenova-Totzeva, National Centre of Radiobiology and Radiation Protection, Sofia, Bulgaria, 16-27. 4. 2012
11. Oana Dumitru - Rusu, Babes-Bolyai University, Cluj-Napoca, Romania, 16-27. 4. 2012 and 3-7. 9. 2012
12. Dr. Elke Bozau, TU Clausthal, Clausthal-Zellerfeld, Germany, 16. 4.-11 5. 2012 and 26. 8.-2. 9. 2012
13. Mária Horváth, Institute of Radiochemistry and Radioecology, University of Pannonia, Veszprém, Hungary, 24. 4.-12. 5. 2012
14. Dr. Tibor Kovács, Institute of Radiochemistry and Radioecology, Pannonian University, Veszprém, Hungary, 11-12. 5. 2012
15. Jelena Lušić, Institute of Oceanography and Fisheries, Split, Croatia, 14. 5.-8. 6. 2012
16. Dr. Neven Cukrov, Dr. Ivanka Pižeta, Dr. Ivanka Lovrenčić Mikelić, Dr. Dario Omanović, Ruder Bošković Institute, Zagreb, Croatia 16. 5. 2012
17. Dr. Dario Omanović, Ruder Bošković Institute, Zagreb, Croatia, 3-7. 6. 2012
18. Dr. Ludovit Mifković, Dr. Miroslav Jeskovsky, Dr. Maria Šivova, Dr. Pavel Povinec, Comenius University in Bratislava, Bratislava, Slovakia, 25.6.-7. 7. 2012
19. Lukasz Plesniak, University of Wrocław, Wrocław, Poland, 3. 5.-29. 6. 2012
20. Dr. Akagi Hirokatsu, Dr. Akagi Junko, Prof. Imura Ryusuke, Dr. Kodamatani Hitoshi, Dr. Matsuyama Akito, Dr. Tomiyasu Takashi, National Institute For Minamata Disease, Kumamoto, Japan, 28. 5.-1. 6. 2012
21. Yuliya Marchuk, Aykerym Kozhambardina, Al-Farabi Kazakh National University, Almaty, Kazakhstan, 3-20. 6. 2012
22. Andreea Teodor, Ministry of Health, National Institute of Public Health, Iasi, Romania, 11-22. 6. 2012
23. Elida Bylyku, Centre of Applied Nuclear Physics, Tirana, Albania, 11-22. 6. 2012
24. Georgi Slavchev Georgiev, State Enterprise Radioactive Waste, Bulgaria, 11-22. 6. 2012
25. Jordanka Anuseva, Institute of Public Health of Republic of Macedonia, Skopje, Macedonia, 11-22. 6. 2012
26. Yan Lin, Norwegian Institute for Water Research, Oslo, Norway, 11-30. 6. 2012
27. Dr. Neven Cukrov, Dr. Ivanka Pižeta, Dr. Ivanka Lovrenčić Mikelić, Ruder Bošković Institute, Zagreb, Croatia, 4. 7. 2012
28. Dr. Ivanka Pižeta, Dr. Neven Cukrov, Dr. Ivanka Lovrenčić Mikelić, Dr. Dario Omanović, Ruder Bošković Institute, Zagreb, Croatia, 27. 8. 2012
29. Dr. Oleksandr Lyashchuk, National Antarctic Scientific Centre of the State Agency on Science, Innovations and Informatization of Ukraine, Kiev, Ukraine, 2. 9.-10. 10. 2012
30. Sultan Uzun, Turkey Atomic Energy Authority (TAEK), Istanbul, Turkey, 3-7. 9. 2012
31. Dr. Elida Bylyku, Centre of Applied Nuclear Physics, Tirana, Albania, 3-7. 9. 2012
32. Dr. Micha Horacek, Institute BLT Francisco Josepium, Wieselburg, Austria, 6-7. 9. 2012
33. Dr. Sergio Ribeiro Guevara, Centro Atómico Bariloche, Comisión Nacional de Energía Atómica, Bariloche, Argentina, 10. 9.-9. 10. 2012
34. Prof. Tatiana Zelentsova, Prof. Vitaliy Rusov, Dr. Vladimir Smolyar, Department of Theoretical and Experimental Nuclear Physics, Odessa National Polytechnic University, Odessa, Ukraine, 10. 9.-10. 10. 2012
35. Christiana Odumah Anderson, Department of Physics, University of Cape Coast, Cape Coast, Ghana, 1. 10.-24. 12. 2012
36. Dr. Ivanka Mikelić, Ruder Bošković Institute, Zagreb, Croatia, 7-12. 10. 2012
37. Dr. Bojan Hamer, Emina Durmiši, Ruder Bošković Institute, Zagreb, Croatia, 12. 10. 2012
38. Mihriban Şengör, Turkish Atomic Energy Authority (TAEK), Ankara, Turkey, 15-26. 10. 2012
39. Aylin Kurt, Turkish Atomic Energy Authority (TAEK), Ankara, Turkey, 15-26. 10. 2012
40. Prof. Gaye Çakal, Rufiyet Kurt, Ankara University, Institute of Nuclear Sciences, Ankara, Turkey, 15-26. 10. 2012
41. Branislava Tenjović, Novi Sad, Serbia, 15-26. 10. 2012
42. Mihaela Silvia Stoica, Institute for Nuclear Research, Pitesti, Romania, 15-26. 10. 2012
43. Dr. Danijela Ašperger, Dr. Sandra Babić, Dr. Dragana Mutavdžić Pavlović, Martina Periša, Mirta Zrnić, Faculty of Chemical Engineering and Technology, Zagreb, Croatia, 29. 11.-1. 12. 2012
44. Dr. Stephan Boesereilly, Dr. Nadie Steckling, Sonja Ramlow, Bielefeld University, School of Public Health, University for Health Sciences, 17. 12. 2012
45. Dr. Maria Ângela de Barros Correia Menezes, CDTN/CNEN (Nuclear Technology Development Center/Brazilian Commission for Nuclear Energy), Belo Horizonte, Minas Gerais, Brazil, 3-24. 6. 2012 and 11-25. 11. 2012
46. Dr. Zora S. Žunić, Dr. Predrag Kolarž, Vinča Institute of Nuclear Sciences, Belgrade in Institute of Physics, Belgrade, Serbia, 17-23. 12. 2012

## STAFF

### Researchers

1. Prof. Ljudmila Benedik
  2. Dr. Ingrid Falnoga
  3. Prof. Ester Heath
  4. **Prof. Milena Horvat, Head**
  5. Dr. Radojko Jaćimović
  6. Asst. Prof. Zvonka Jeran
  7. Dr. David Kocman
  8. Prof. Branko Kontić
  9. Dr. Tina Kosjek
  10. Dr. Jože Kotnik
  11. Asst. Prof. Sonja Lojen
  12. Prof. Radmila Milačić
  13. Prof. Nives Ogrinc
  14. Prof. Borut Smodiš
  15. Prof. Vekoslava Stibilj
  16. Prof. Janez Ščančar
  17. Asst. Prof. Zdenka Šlejkovec
  18. Prof. Janja Vaupotič
  19. Dr. Polona Vreča
  20. Dr. Dušan Žigon
- Postdoctoral associates**
21. Dr. Urška Dermol
  22. Dr. Tjaša Kanduč
  23. Dr. Davor Kontić
  24. Dr. Darja Mazej
  25. *Dr. Andrej Osterc, left 01.09.12*
  26. Dr. Marko Štrok
  27. Dr. Mitja Vahčić
  28. Dr. Tea Zuliani
- Postgraduates**
29. *Dr. Miha Avberšek, left 02.07.12*

30. Ermira Begu, B. Sc.
  31. Mateja Bezek, B. Sc.
  32. Arne Bratkič, B. Sc.
  33. Marko Černe, B. Sc.
  34. Marjeta Česen, B. Sc.
  35. Marinka Gams Petrišič, B. Sc.
  36. Asta Gregorič, B. Sc.
  37. Urška Kristan, B. Sc.
  38. Anže Martinčič, B. Sc.
  39. Ana Miklavčič, B. Sc.
  40. Petra Novak, B. Sc.
  41. Breda Novotnik, B. Sc.
  42. Tina Oblak, B. Sc.
  43. Majda Pavlin, B. Sc.
  44. Kelly Peeters, B. Sc.
  45. Kristina Pestotnik\*\*
  46. Petra Planinšek, B. Sc.
  47. Janja Snoj Tratnik, B. Sc.
  48. Samo Tamše, B. Sc.
  49. Saša Zavadlav, B. Sc.
  50. *Dr. Andreja Zelenik Pevec, left 01.06.12*
  51. Mojca Zupanc\*\*
- Technical and administrative staff**
52. Vesna Fajon
  53. Damjana Nikovski, B. Sc.
  54. Silva Perko, B. Sc.
  55. Janja Smrke
  56. Barbara Svetek, B. Sc.
  57. Zdenka Trkov, B. Sc.
  58. Stojan Žigon

\*\* postgraduate financed by industry

# BIBLIOGRAPHY

## ORIGINAL SCIENTIFIC ARTICLE

- Alessandro Acquavita, Stefano Covelli, Andrea Emili, Daniela Berto, Jadran Faganeli, Michele Giani, Milena Horvat, Neža Koron, Federico Rampazzo, "Mercury in the sediments of the Marano and Grado Lagoon (northern Adriatic Sea): sources, distribution and speciation", *Estuar., coast. shelf sci.*, vol. 113, pp. 20-31, 2012.
- Franco Baldi, Michele Gallo, Davide Marchetto, Renato Fani, Isabel Maida, Milena Horvat, Vesna Fajon, Suzana Žižek, Mark E. Hines, "Seasonal mercury transformation and surficial sediment detoxification by bacteria of Marano and Grado lagoons", *Estuar., coast. shelf sci.*, vol. 113, issue 10, pp. 105-115, 2012.
- Franco Baldi, Davide Marchetto, Michele Gallo, Renato Fani, Isabel Maida, Stefano Covelli, Vesna Fajon, Suzana Žižek, Mark E. Hines, Milena Horvat, "Chlor-alkali plant contamination of Aussa River sediments induced a large Hg-resistant bacterial community", *Estuar., coast. shelf sci.*, vol. 113, issue 10, pp. 96-104, 2012.
- Karmen Bat, Rajko Vidrih, Marijan Nečemer, Branka Mozetič Vodopivec, Ines Mulič, Peter Kump, Nives Ogrinc, "Characterization of Slovenian apples with respect to their botanical and geographical origin and agricultural production practice", *Food technol. biotechnol.*, vol. 50, no. 1, pp. 107-116, 2012.
- Ljudmila Benedik, Zvonka Jeran, "Radiological of natural and mineral drinking waters in Slovenia", *Radiat. prot. dosim.*, no. 2, vol. 151, pp. 306-313, 2012.
- Mateja Bezek, Asta Gregorič, Norbert Kávási, Janja Vaupotič, "Diurnal and seasonal variations of concentration and size distribution of nanoaerosols (10-1100 nm) enclosing radon decay products in the Postojna Cave, Slovenia", In: Proceedings of the NARE 2012, International Symposium on Natural Radiation Exposures and Low Dose Radiation Epidemiological Studies, 1-3 March 2012, Hiroasaki, Japan, *Radiation protection dosimetry*, vol. 152, no. 1/3, pp. 174-178, 2012.
- Mateja Bezek, Janja Vaupotič, "Nanoaerosols including radon decay products in outdoor and indoor air at a suburban site", *J. Toxicol.*, vol. 2012, pp. 510876-1-510876-31, 2012.
- Silvia Bolognin, Federica Pasqualetto, Carla Mucignat-Caretta, Janez Ščančar, Radmila Milačič, Pamela Zambenedetti, Bruno Cozzi, Paolo Zatta, "Effects of a copper-deficient diet on the biochemistry, neural morphology and behavior of aged mice", *PLoS one*, vol. 7, no. 10, pp. e7063-1-e7063-9, 2012.
- Arne Bratkič, Martina Burnik Šturm, Jadran Faganeli, Nives Ogrinc, "Semi-annual carbon and nitrogen isotope variations in the water column of Lake Bled, NW Slovenia", *Biogeosciences (Print)*, vol. 9, no. 1, pp. 1-11, 2012.
- Martina Burnik Šturm, Polona Vreča, Ines Krajcar Bronič, "Carbon isotopic composition ( $\delta^{13}\text{C}$  and  $^{14}\text{C}$  activity) of plant samples in the vicinity of the Slovene nuclear power plant", *J. environ. radioact.*, vol. 110, no. 1, pp. 24-29, 2012.
- Ivana Capan, V. Janicki, Radojko Jačimovič, Branko Pivac, "C-V and DLTS studies of radiation induced Si-SiO<sub>2</sub> interface defects", In: Proceedings of the Ion Beam Synthesis and Modification of Nanostructured Materials and Surfaces, 9-13 May, 2011, Strasbourg, France, *Nuclear instruments & methods in physics research, Section B, Beam interactions with materials and atoms*, vol. 282, pp. 59-62, 2012.
- Neven Cukrov, Nataša Tepič, Dario Omanović, Sonja Lojen, Elvira Bura-Nakič, Vjeročka Vojvodič, Ivanka Pižeta, "Qualitative interpretation of physico-chemical and isotopic parameters in the Krka River (Croatia) assessed by multivariate statistical analysis", *Int. j. environ. anal. chem.*, vol. 92, issue 10, pp. 1187-1199, 2012.
- Marko Černe, Borut Smodiš, Marko Štok, Ljudmila Benedik, "Radiation impact assessment on wildlife from an uranium mine area", In: Selected and expanded papers from International Conference Nuclear Energy for new Europe 2010, Portorož, September 6-9, 2010, *Nuclear Engineering and Design*, vol. 246, 7 pp., 2012.
- Erica Donner, Tina Kosjek, Signe Qualmann, Kresten Ole Kusk, Ester Heath, D. Michael Revitt, Anna Ledin, Henrik Rasmus Andersen, "Ecotoxicity of carbamazepine and its UV photolysis transformation products", *Sci. total environ.*, vol. 443, pp. 870-876, 2012.
- Stev Dozet, Tjaša Kanduč, Miloš Markič, "A contribution to petrology of dark grey to black interbeds within Upper Permian and Triassic carbonate rocks in the area between Ljubljana and Bloke, Central Slovenia", *Geologija*, vol. 55, no. 1, pp. 77-92, 2012.
- Nataša Drnovšek, Katja Rade, Radmila Milačič, Janez Štrancar, Saša Novak, "The properties of bioactive TiO<sub>2</sub> coatings on Ti-based implants", *Surf. coat. technol.*, vol. 209, pp. 177-183, 2012.
- Andrea Emili, Alessandro Acquavita, Neža Koron, Stefano Covelli, Jadran Faganeli, Milena Horvat, Suzana Žižek, Vesna Fajon, "Benthic flux measurements of Hg species in a northern Adriatic lagoon environment (Marano and Grado Lagoon, Italy)", *Estuar., coast. shelf sci.*, vol. 113, pp. 71-84, 2012.
- Ingrid Falnoga, Andreja Zelenik, Zdenka Šlejkovec, Magda Tušek-Žnidarič, Irena Zajc, Simona Jurkovič Mlakar, Janja Marc, "Arsenic trioxide (ATO) influences the gene expression of metallothioneins in human glioblastoma cells", *Biol. trace elem. res.*, vol. 149, issue 3, pp. 331-339, 2012.
- Martina Furdek, Mitja Vahčič, Janez Ščančar, Radmila Milačič, Goran Kniewald, Nevenka Mikac, "Organotin compounds in seawater and *Mytilus galloprovincialis* mussels along the Croatian Adriatic coast", *Mar. Pollut. Bull.*, vol. 64, issue 2, pp. 189-199, 2012.
- Harry Harmens, Ilia Ilyin, J.R. Aboal, Renate Alber, O. Blum, M. Co.kun, Ludwig De Temmerman, J.A. Fernández, R. Figuiera, Marina V. Frontasyeva, B. Godzik, N. Goltsova, Zvonka Jeran, S. Korzekwa, E. Kubin, K. Kvietkus, S. Leblond, S. Liiv, S.H. Magnússon, B. Maňkorská, O. Nikodemus, Roland Pesch, J. Poikolainen, D. Radnović, Å. Rühling, J.M. Santamaria, Winfried Schröder, Zdravko Špirič, Trajče Stafilov, Eiliv Steinnes, Ivan Suchara, G. Tabors, Lotti Thöni, Gábor Turcsányi, L. Yurukova, Harald G. Zechmeister, "Country-specific correlations across Europe between modelled atmospheric cadmium and lead deposition and concentrations in mosses", *Environ. pollut. (1987)*, vol. 166, pp. 1-9, 2012.
- Mark E. Hines, Erin N. Poitras, Stefano Covelli, Jadran Faganeli, Andrea Emili, Suzana Žižek, Milena Horvat, "Mercury methylation and demethylation in Hg-contaminated lagoon sediments (Marano & Grado Lagoons, Italy)", *Estuar., coast. shelf sci.*, vol. 113, issue 10, pp. 85-95, 2012.
- Maritha Hørsing, Tina Kosjek, Henrik R. Andersen, Ester Heath, Anna Ledin, "Fate of citalopram during water treatment with O<sub>3</sub>, ClO<sub>2</sub>, UV and fenton oxidation", *Chemosphere (Oxford)*, vol. 89, issue 2, pp. 129-135, 2012.
- Františka Hrubá *et al.* (28 authors), "Blood cadmium, mercury, and lead in children: an international comparison of cities in six European countries, and China, Ecuador, and Morocco", *Environ. int.*, vol. 41, no. 1, pp. 29-34, 2012.
- Radojko Jačimovič, Andrej Trkov, Peter Stegnar, "Error in  $k_0$ -NAA measurement due to temporal variation in the neutron flux in TRIGA Mark II reactor", In: Selected papers of the NAC-IV Symposium: Fourth International Symposium on Nuclear Analytical Chemistry, Mumbai, November 15-19, 2010, *Journal of radioanalytical and nuclear chemistry*, vol. 294, pp. 155-161, 2012.
- Reinhard Joas *et al.* (12 authors), "Harmonised human biomonitoring in Europe: activities towards an EU HBM framework", In: Proceedings of the International Conference on Human Biomonitoring, Berlin 2010, September 26-28, 2010, Berlin, Germany: special issue, *International journal of hygiene and environmental health*, vol. 215, no. 2, pp. 172-175, 2012.
- M. P. Johansen, C. L. Barnett, Nicholas A. Beresford, J. E. Brown, Marko Černe, B. J. Howard, S. Kamboj, D. K. Keum, Borut Smodiš, J. R. Twining, H. Vandenhove, M. D. Wood, "Assessing doses to terrestrial wildlife at a radioactive waste disposal site: Inter-comparison of modelling approaches", *Sci. total environ.*, vol. 427-428, pp. 238-246.
- Nina Kacjan-Maršič, Martina Burnik Šturm, Vesna Zupanc, Sonja Lojen, Marina Pintar, "Quality of white cabbage yield and potential risk of ground water nitrogen pollution, as affected by nitrogen fertilisation and irrigation practices", *J. Sci. Food Agric.*, vol. 92, issue 1, pp. 92-98, 2012.
- Tjaša Kanduč, Martina Burnik Šturm, Stojan Žigon, Jennifer McIntosh, "Tracing biogeochemical processes and pollution sources with stable isotopes in river systems: Kamniška Bistrica, North Slovenia", *Biogeosci. discuss. (Print)*, vol. 9, no. 7, pp. 9711-9757, 2012.
- Tjaša Kanduč, Miloš Markič, Simon Zavšek, Jennifer McIntosh, "Carbon cycling in the Pliocene Velenje Coal Basin, Slovenia, inferred from

- stable carbon isotopes", In: Proceedings of the 8th ECC European Coal Conference 2010, September 2010, Darmstadt, Germany, *International journal of coal geology*, vol. 89, no. 1, pp. 70-83, 2012.
30. Tjaša Kanduč, Nataša Mori, David Kocman, Vekoslava Stibilj, Fausto Grassa, "Hydrogeochemistry of Alpine springs from North Slovenia: insights from stable isotopes", *Chem. geol.*, vol. 300/301, no. 1, pp. 40-54, 2012.
  31. G. Kennedy, C. Chilian, Radojko Jačimovič, Gašper Žerovnik, Luka Snoj, Andrej Trkov, "Neutron self-shielding in irradiation channels of small reactors is isotropic", *J. radioanal. nucl. chem.*, vol. 291, no. 2, pp. 555-559, 2012.
  32. Neža Koron, Arne Bratkič, Sergio Ribeiro Guevara, Mitja Vahčić, Milena Horvat, "Mercury methylation and reduction potentials in marine water: an improved methodology using <sup>197</sup>Hg radiotracer", *Appl. radiat. isotopes*, vol. 70, issue 1, pp. 46-50, 2012.
  33. Tina Kosjek, Silva Perko, Mojca Zupanc, M. Zanoški Hren, T. Landeka Dragičević, Dušan Žigon, Ester Heath, "Environmental occurrence, fate and transformation of benzodiazepines in water treatment", *Water res. (Oxford)*, vol. 46, issue 2, 355-368, 2012.
  34. Ines Mandić-Mulec, Katja Gorenc, Marinka Gams Petrišič, Jadran Faganeli, Nives Ogrinc, "Methanogenesis pathways in a stratified eutrophic alpine lake (Lake Bled, Slovenia)", *Limnol. oceanogr.*, vol. 57, no. 3, pp. 868-880, 2012.
  35. Anže Martinčič, Radmila Milačič, Maja Čemažar, Gregor Serša, Janez Ščančar, "The use of CIM-DEAE monolithic chromatography coupled to ICP-MS to study the distribution of cisplatin in human serum", *Analytical methods*, vol. 4, iss. 2, pp. 780-790, 2012.
  36. Špela Mechora, Mateja Germ, Vekoslava Stibilj, "Selenium and its species in the aquatic moss *Fontinalis antipyretica*", *Sci. total environ.*, vol. 438, pp. 122-126, 2012.
  37. Špela Mechora, Mateja Germ, Vekoslava Stibilj, "Selenium compounds in selenium-enriched cabbage", *Pure appl. chem.*, vol. 84, no. 2, pp. 259-268, 2012.
  38. Katarina Mihajl, Ingrid Falnoga, Magda Tušek-Žnidarič, Darja Mazej, Janez Ščančar, Boris Bulog, "Cd, Cu, Zn, Se, and metallothioneins in two amphibians, *Necturus maculosus* (Amphibia, Caudata) and *Bufo bufo* (Amphibia, Anura)", *Biol. trace elem. res.*, vol. 150, issue 1-3, pp. 178-194, 2012.
  39. Radmila Milačič, Dejan Ajlec, Tea Zuliani, Dušan Žigon, Janez Ščančar, "Determination of Zn-citrate in human milk by CIM monolithic chromatography with atomic and mass spectrometry detection", *Talanta (Oxford)*, vol. 101, pp. 203-210, 2012.
  40. Radmila Milačič, Tea Zuliani, Janez Ščančar, "Environmental impact of toxic elements in red mud studied by fractionation and speciation procedures", *Sci. total environ.*, vol. 426, pp. 359-365, 2012.
  41. Janez Mulec, Janja Vaupotič, Julia Walochnik, "Prokaryotic and eukaryotic airborne microorganisms as tracers of microclimatic changes in the underground (Postojna Cave, Slovenia)", *Microb. ecol.*, vol. 64, no. 3, pp. 654-667, 2012.
  42. Sara Novak, Damjana Drobne, Janez Valant, Živa Pipan Tkalec, Primož Pelicon, Primož Vavpetič, Nataša Grlj, Ingrid Falnoga, Darja Mazej, Maja Remškar, "Cell membrane integrity and internalization of ingested TiO<sub>2</sub> nanoparticles by digestive gland cells of a terrestrial isopod", *Environ. toxicol. chem.*, vol. 31, issue 5, pp. 1083-1090, 2012.
  43. Breda Novotnik, Tea Zuliani, Anže Martinčič, Janez Ščančar, Radmila Milačič, "Effective reduction of polyatomic interferences produced by high chloride and carbon concentrations in determination of Cr(VI) by FPLC-ICP-MS", *J. anal. at. spectrom.*, vol. 27, no. 3, pp. 488-495, 2012.
  44. Breda Novotnik, Tea Zuliani, Anže Martinčič, Janez Ščančar, Radmila Milačič, "Preparation of Cr(VI) and Cr(III) isotopic spike solutions from <sup>50</sup>Cr and <sup>53</sup>Cr enriched oxides without the use of oxidizing and/or reducing agents", *Talanta (Oxford)*, vol. 99, pp. 83-90, 2012.
  45. Breda Novotnik, Tea Zuliani, Janez Ščančar, Radmila Milačič, "The determination of Cr(VI) in corrosion protection coatings by speciated isotope dilution ICP-MS", *J. anal. at. spectrom.*, vol. 27, no. 9, pp. 1484-1493, 2012.
  46. Nives Ogrinc, Marinka Gams Petrišič, Dušan Žigon, Andreja Žibrat Gašparič, Mihael Budja, "Pots and lipids: molecular and isotope evidence of food processing at Maharski prekop", *Doc. Praehistor.*, [Zv.] 39, pp. 339-347, 2012.
  47. Andrej Osterc, Vekoslava Stibilj, "Influence of releases of I-129 from reprocessing plants on the marine environment of the North Adriatic Sea", *Chemosphere (Oxford)*, vol. 86, no. 10, pp. 1020-1027, 2012.
  48. Andrej Ovca, Johannes Teun van Elteren, Ingrid Falnoga, Vid Simon Šelih, "Comparison of zinc species in two specimens of edible plants and their fate in the human gastrointestinal tract", In: 4th International IUPAC Symposium on Trace Elements in Food (TEF-4): Aberdeen, UK, 19-22 June 2011, *Pure and applied chemistry*, vol. 84, No. 2, pp. 301-311, 2012.
  49. Branko Petrinec, Zdenko Franič, Nikola Ilijanič, Slobodan Miko, Marko Štrok, Borut Smodiš, "Estimation of sedimentation rate in the Middle and South Adriatic sea using <sup>137</sup>Cs", *Radiat. prot. dosim.*, vol. 151, issue 1, pp. 102-111, 2012.
  50. Gregor Plestenjak, Klemen Eler, Dominik Vodnik, Mitja Ferlan, Matjaž Čater, Tjaša Kanduč, Primož Simončič, Nives Ogrinc, "Sources of soil CO<sub>2</sub> in calcareous grassland with woody plant encroachment", *Journal of soils and sediments*, vol. 12, no. 9, pp. 1327-1338, 2012.
  51. Larisa Pograjc, Vekoslava Stibilj, Ingrid Falnoga, "Impact of intensive physical activity on selenium status", *Biol. trace elem. res.*, vol. 145, no. 3, pp. 291-299, 2012.
  52. Sara Prijič, Lara Prosen, Maja Čemažar, Janez Ščančar, Rok Romih, Jaka Lavrenčak, Vladimir Boštjan Bregar, Andrej Cör, Mojca Kržan, Andrej Žnidaršič, Gregor Serša, "Surface modified magnetic nanoparticles for immuno-gene therapy of murine mammary adenocarcinoma", *Biomaterials*, vol. 33, iss. 17, pp. 4379-4391, 2012.
  53. Andreja Ramšak, Janez Ščančar, Milena Horvat, "Evaluation of metallothioneins in blue mussel (*Mytilus galloprovincialis*) as a biomarker of mercury and cadmium exposure in the Slovenian waters (Gulf of Trieste): a long-term field study", *Acta Adriat.*, vol. 53, no. 1, pp. 71-86, 2012.
  54. Martina Rožmarič, Matea Rogič, Ljudmila Benedik, Marko Štrok, "Natural radionuclides in bottled drinking waters produced in Croatia and their contribution to radiation dose", *Sci. total environ.*, vol. 437, no. 1, pp. 53-60, 2012.
  55. Martina Rožmarič, Matea Rogič, Ljudmila Benedik, Marko Štrok, Delko Barišič, Astrid Gojmerac Ivšič, "<sup>210</sup>Po and <sup>210</sup>Pb activity concentrations in *Mytilus galloprovincialis* from Croatian Adriatic coast with the related dose assessment to the coastal population", *Chemosphere (Oxford)*, vol. 87, issue 11, pp. 1295-1300, 2012.
  56. Borut Smodiš, Marko Štrok, Marko Černe, "Radioecology studies in the vicinity of a closed uranium mine", *EPJ web conf.*, 14 pp.
  57. Petra Škrinjar, Jadran Faganeli, Nives Ogrinc, "The role of stromatolites in explaining patterns of carbon, nitrogen, phosphorus, and silicon in the Sečovelje saltern evaporation ponds (northern Adriatic Sea)", In: Proceedings of the IASWS 11, 12th International Symposium on the Interactions between Sediments and Water, June, 19-23, 2011, Darlington, England, *Journal of soils and sediments*, vol. 12, no. 10, pp. 1641-1648, 2012.
  58. Zdenka Šlejkočec, Ingrid Falnoga, Johannes Teun van Elteren, "Arsenic trioxide versus tetraarsenic oxide in biomedical research: misunderstandings and misinterpretations", *Biomaterials*, vol. 25, issue 1, pp. 231-235, 2012.
  59. Marko Štrok, Borut Smodiš, "Transfer of natural radionuclides from hay and silage to cow's milk in the vicinity of a former uranium mine", *J. environ. radioact.*, vol. 110, no. 1, pp. 64-68, 2012.
  60. Milena Taseska, Radojko Jačimovič, Vekoslava Stibilj, Trajče Stafilov, Petre Makreski, Gligor Jovanovski, "Determination of trace elements in some copper minerals by *k<sub>p</sub>*-neutron activation analysis", *Appl. radiat. isotopes*, vol. 70, issue 1, pp. 35-39, 2012.
  61. Milena Taseska, Petre Makreski, Vekoslava Stibilj, Radojko Jačimovič, Trajče Stafilov, "Is extraction of Fe from iron based reference materials an appropriate method for determination of trace elements?", *Radiochim. Acta*, vol. 100, pp. 57-63, 2012.
  62. Takashi Tomiyasu, Akito Matsuyama, Ryusuke Imura, Hitoshi Kodamatani, Junko Miyamoto, Yuriko Kono, David Kocman, Jože Kotnik, Vesna Fajon, Milena Horvat, "The distribution of total and methylmercury concentrations in soils near the Idrija mercury mine, Slovenia, and the dependence of the mercury concentrations on the chemical composition and organic carbon levels of the soil", *Environmental earth sciences*, vol. 65, no. 4, pp. 1309-1322, 2012.
  63. Miha Trdin, Ljudmila Benedik, Zoran Samardžija, Boris Pihlar, "Investigation of factors affecting the quality of americium electroplating", In: Proceedings of the ICRM 2011, 18th International Conference on Radionuclide Metrology and its Applications, 19-23 September 2011, Tsukuba, *Applied radiation and isotopes*, iss. 9, vol. 70, pp. 2002-2005, 2012.
  64. Janja Vaupotič, Mateja Bezek, Norbert Kávási, Tatsuo Ishikawa, Hidenori Yonehara, Shinji Tokonami, "Radon and thoron doses in kindergartens and elementary schools", In: Proceedings of the NARE 2012, International Symposium on Natural Radiation Exposures and Low Dose Radiation Epidemiological Studies, 1-3 March 2012, Hiroasaki, Japan, *Radiation protection dosimetry*, vol. 152, no. 1/3, pp. 247-262, 2012.

65. Janja Vaupotič, Petra Žvab Rožič, Delko Barišič, "Environmental aspect of radon potential in terra rossa and eutric cambisol in Slovenia", *Environmental earth sciences*, vol. 66, no. 1, pp. 223-229, 2012.
66. Saša Zavadlav, Darja Mazej, Janez Zavašnik, Aleksander Rečnik, David Dominguez-Villar, Neven Čukrov, Sonja Lojen, "C and O stable isotopic signatures of fast-growing dripstones on alkaline substrates: reflection of growth mechanism, carbonate sources and environmental conditions", *Isot. environ. health stud.*, vol. 48, issue 2, pp. 354-371, 2012.
67. Andreja Zelenik, Zdenka Šlejkovec, Johannes Teun van Elteren, Ingrid Falnoga, "As<sub>2</sub>O<sub>3</sub> oxidation by vitamin C: cell culture studies", *Biometals*, vol. 25, issue 1, pp. 103-113, 2012.
68. Tea Zuliani, Radmila Milačič, Janez Ščančar, "Preparation of a sewage sludge laboratory quality control material for butyltin compounds and their determination by isotope-dilution mass spectrometry", *Anal. bioanal. chem.*, vol. 403, no. 3, pp. 857-865, 2012.

## REVIEW ARTICLE

1. Margaret R. Karagas, Anna Choi, Emily Oken, Milena Horvat, Rita Schoeny, Elizabeth Kamai, Whitney Cowell, Phillipe Grandjean, Susan Korrick, "Evidence on the human health effects of low level methylmercury exposure", *Environ. health perspect.*, vol. 120, issue 6, pp. 799-806, 2012.
2. Igor Pravst, Urška Blaznik, Aleš Krbavčič, Samo Kreft, Anita Kušar, Elizabeta Mičovič, Barbara Razinger-Mihovec, Marjeta Recek, Jona Repe, Irena Rogelj, Vekoslava Stibilj, "Priporočila za zagotavljanje kakovosti prehranskih dopolnil", *Farm. vestn.*, vol. 63, no. 4, pp. 216-224, 2012.
3. Borut Smodiš, "Forty-five years of neutron activation analysis in Slovenia: achievements towards improved quality of measurements results", *J. radioanal. nucl. chem.*, vol. 291, issue 2, pp. 543-548, 2012.

## PUBLISHED SCIENTIFIC CONFERENCE CONTRIBUTION

### (INVITED LECTURE)

1. Milena Horvat, Janja Snoj Tratnik, Darja Mazej, "A need for metrology support in harmonized human biomonitoring programmes (HBM) as a tool for exposure assessment to environmental contaminants", In: *Book of synopsis, BERM13, The 13th Biological and Environmental Reference Materials Symposium, 25-29 June 2012, Vienna, Austria, Vienna, IAEA, = International Atomic Energy Agency, 2012, pp. 33-35.*
2. Milena Horvat, Dušan Žagar, Rudolf Rajar, Matjaž Četina, David Kocman, Jože Kotnik, Nives Ogrinc, "Mercury fate and transport in the wider Idria region and the Gulf of Trieste: from environmental measurements to modelling tools", In: *Current topics of mercury impact to human and environment: NIMD forum 2012, 26 January, 2012, Minamata, Japan, Minamata, National Institute for Minamata Disease, 2012, pp. 9-12.*
3. Nives Ogrinc, Milena Horvat, Jože Kotnik, Jadran Faganeli, Mark E. Hines, Holger Hintelmann, "Mercury in contaminated coastal sediments: novel approaches in source appointment", In: *Current topics of mercury impact to human and environment: NIMD forum 2012, 26 January, 2012, Minamata, Japan, Minamata, National Institute for Minamata Disease, 2012, pp. 14-15.*
4. Janja Snoj Tratnik, Ana Miklavčič, Simona Jurković Mlakar, Darja Mazej, Mladen Kršnik, Joško Osredkar, Fabio Barbone, Marika Mariuz, Francesca Valent, Katia Sofianou, Zdravko Spirič, Janja Marc, Milena Horvat, "Biomarkers of low level mercury exposure: exposure, impact and genetic susceptibility", In: *Current topics of mercury impact to human and environment: NIMD forum 2012, 26 January, 2012, Minamata, Japan, Minamata, National Institute for Minamata Disease, 2012, pp. 18-19.*
5. Suzana Žižek, Milena Horvat, Mihael Jožef Toman, "Vpliv živega srebra na rečne ekosisteme", In: *Zbornik referatov: [simpozij z mednarodno udeležbo], Simpozij z mednarodno udeležbo Vodni dnevi 2012, Portorož, 16.-18. oktober 2012, Milenko Roš, ed., Ljubljana, Slovensko društvo za zaščito voda, 2012, pp. 156-165.*
- ed., Aleš Tavčar, ed., Boštjan Kaluža, ed., Ljubljana, Mednarodna podiplomska šola Jožefa Stefana, 2012, pp. 3-8.
2. Marjeta Česen, Tina Kosjek, Ester Heath, "Cytostatics cyclophosphamide and ifosfamide - do they occur in Slovene wastewaters and surface waters?", In: *Zbornik, 4. študentska konferenca Mednarodne podiplomske šole Jožefa Stefana = 4th Jožef Stefan International Postgraduate School Students Conference, 25. maj 2012, Ljubljana, Slovenija, Dejan Petelin, ed., Aleš Tavčar, ed., Boštjan Kaluža, ed., Ljubljana, Mednarodna podiplomska šola Jožefa Stefana, 2012, pp. 9-14.*
3. Ryoko Fujiyoshi, Masanori Okabayashi, Yosuke Sakuta, Kazumasa Okamoto, Takashi Sumiyoshi, Ivan Kobal, Janja Vaupotič, "Soil radon in winter months under cool temperature deciduous stands in Hollaido, Japan", In: *11th International Workshop on the Geological Aspects of Radon Risk Mapping, 2012, Prague, Ivan Barnet, ed., Matěj Neznal, ed., Petra Pacheroová, ed., Prague, Czech Geological Survey, 2012, pp. 106-114.*
4. Marinka Gams Petrišič, Milena Bučar-Miklavčič, Nives Ogrinc, "Karakterizacija slovenskega oljčnega olja z uporabo stabilnih izotopov", In: *Zbornik, 4. študentska konferenca Mednarodne podiplomske šole Jožefa Stefana = 4th Jožef Stefan International Postgraduate School Students Conference, 25. maj 2012, Ljubljana, Slovenija, Dejan Petelin, ed., Aleš Tavčar, ed., Boštjan Kaluža, ed., Ljubljana, Mednarodna podiplomska šola Jožefa Stefana, 2012, pp. 15-21.*
5. Marinka Gams Petrišič, Nives Ogrinc, "Analiza policikličnih aromatskih ogljikovodikov (PAH) s stabilnimi izotopi", In: *Slovenski kemijski dnevi 2012, Portorož, 12.-14. september 2012, Zdravko Kravanja, ed., Darinka Brodnjak-Vončina, ed., Miloš Bogataj, ed., Maribor, FKKT, 2012, pp. 184-191.*
6. Asta Gregorič, Ivan Kobal, Tibor Kovács, G. Szeiler, F. Fábán, R. Kardos, Janja Vaupotič, "Natural radioactivity of Slovenian soils", In: *11th International Workshop on the Geological Aspects of Radon Risk Mapping, 2012, Prague, Ivan Barnet, ed., Matěj Neznal, ed., Petra Pacheroová, ed., Prague, Czech Geological Survey, 2012, pp. 116-125.*
7. Asta Gregorič, Janja Vaupotič, Stanka Šebela, "Vpliv zunanje temperature na koncentracijo radona v Postojnski jami", In: *Raziskave s področja geodezije in geofizike 2011: zbornik predavanj, 17. strokovno srečanje Slovenskega združenja za geodezijo in geofiziko, Ljubljana, 26. januar 2012, Miran Kuhar, ed., Ljubljana, Fakulteta za gradbeništvo in geodezijo, 2012, pp. 63-67.*
8. Milena Horvat, Mitja Vahčič, C. Quétel, Hugo Ent, Richard Brown, "Traceability of Hg measurements: the European metrology research project JPR ENV02", In: *Mercury emissions from coal: MEC9, 22-24 May 2012, St. Petersburg, Russia, [S. I., s. n.], 2010, pp. 26.*
9. Radojko Jačimovič, Vekoslava Stibilj, "k<sub>0</sub>-INAA quality assessment by analysis of trace elements in IAEA-CU-2010-02 sewage sludge", In: *Book of synopsis, BERM13, The 13th Biological and Environmental Reference Materials Symposium, 25-29 June 2012, Vienna, Austria, Vienna, IAEA, = International Atomic Energy Agency, 2012, pp. 132-135.*
10. Jernej Jerman, Andrej Lešnjak, Luka Snoj, Borut Smodiš, "Inspection of the TRIGA reactor tank", In: *Conference program, 21st International Conference Nuclear Energy for New Europe, Ljubljana 2012, September 5-7, Ljubljana, Nuclear Society of Slovenia, 2012, 9 pp.*
11. Katja Klun, Neža Koron, Ingrid Falnoga, Jadran Faganeli, "Sestava in kompleksacija koloidne organske snovi v Tržaškem zalivu: [obj. predavanje]", In: *Slovenski kemijski dnevi 2012, Portorož, 12.-14. september 2012, Zdravko Kravanja, ed., Darinka Brodnjak-Vončina, ed., Miloš Bogataj, ed., Maribor, FKKT, 2012, pp. 1-5, 2012.*
12. Urška Kristan, Ana Miklavčič, Milena Horvat, Jurij Pohar, Vekoslava Stibilj, "Vsebnost kemijskih elementov v izbranih ribah na slovenskem trgu", In: *Trendi in izzivi v živilstvu, prehrani, gostinstvu in turizmu: zbornik prispevkov 2. mednarodne strokovne konference, 16.-17. november 2012, Ljubljana, Slovenija: 2nd International Professional Conference proceedings, November 16th-17th 2012, Ljubljana, Slovenia, Jasna Kržin Stepišnik, ed., Vesna Laborec, ed., Gordana Vulič, ed., Marija Kostadinov, ed., Tjaša Vidrih, ed., Boštjan Ozimek, ed., Dejan Cvitkovič, ed., Milena Suwa-Stanojevič, ed., Ljubljana, Biotehniški izobraževalni center, Višja strokovna šola, = Biotechnical Educational Centre, Vocational College, 2012, pp. 111-119.*
13. Urška Kristan, Vekoslava Stibilj, "Selenium and its distribution in edible mussel *Mytilus galloprovincialis* collected from different locations", In: *Zbornik, 4. študentska konferenca Mednarodne podiplomske šole Jožefa Stefana = 4th Jožef Stefan International Postgraduate School Students Conference, 25. maj 2012, Ljubljana, Slovenija, Dejan Petelin, ed., Aleš Tavčar, ed., Boštjan Kaluža, ed.,*

## PUBLISHED SCIENTIFIC CONFERENCE CONTRIBUTION

1. Mateja Bezek, Janja Vaupotič, "The role of human activities on number concentration and size distribution of particles in indoor air", In: *Zbornik, 4. študentska konferenca Mednarodne podiplomske šole Jožefa Stefana = 4th Jožef Stefan International Postgraduate School Students Conference, 25. maj 2012, Ljubljana, Slovenija, Dejan Petelin,*



- Ljubljana, Mednarodna podiplomska šola Jožefa Stefana, 2012, pp. 45-49.
14. Urška Kristan, Vekoslava Stibilj, "Selenium and its distribution in edible mussel *Mytilus galloprovincialis* collected from different locations", In: *Zbornik, 4. študentska konferenca Mednarodne podiplomske šole Jožefa Stefana = 4th Jožef Stefan International Postgraduate School Students Conference*, 25. maj 2012, Ljubljana, Slovenija, Dejan Petelin, ed., Aleš Tavčar, ed., Boštjan Kaluža, ed., Ljubljana, Mednarodna podiplomska šola Jožefa Stefana, 2012, pp. 45-50.
  15. Urška Kropf, Vekoslava Stibilj, Terezija Golob, "Elementna in izotopska sestava medu iz različnih geografskih regij Slovenije", In: *Nanotehnologije in nanoživila, 27. Bitenčevi živilski dnevi 2012 = 27th Food Technology Days 2012 dedicated to prof. F. Bitenc*, 26. september 2012, Ljubljana, Lea Demšar, ed., Božidar Žlender, ed., Ljubljana, Biotehniška fakulteta, Oddelek za živilstvo, 2012, pp. 109-116.
  16. Sonja Lojen *et al.* (6619 authors), "Stable isotope composition of the serpulid *Ficopomatus enigmaticus* as environmental proxy", In: *Proceedings of the 2nd International Anchialine Symposium, 3-6 October, 2012, Cavtat, Croatia*, (Natura Croatica, Vol. 21, suppl. 1, 2012), Zagreb, Hrvatski prirodoslovni muzej, 2012, vol. 21, suppl. 1, pp. 74-76, 2012.
  17. Anže Martinčič, Maja Čemažar, Radmila Milačič, Gregor Serša, Janez Ščančar, "Uporaba združene monolitne kromatografije za speciacijo kemoterapevtikov na osnovi platine v krvnem serumu", In: *Slovenski kemijski dnevi 2012, Portorož, 12.-14. september 2012*, Zdravko Kravanja, ed., Darinka Brodnjak-Vončina, ed., Miloš Bogataj, ed., Maribor, FKKT, 2012, 6 pp.
  18. Anže Martinčič, Radmila Milačič, Janez Ščančar, Maja Čemažar, Gregor Serša, "Use of monolithic chromatography for speciation of metal based chemotherapeutic drugs", In: *2012 Winter Conference on Plasma Spectrochemistry, Tucson, Arizona, January 9-14, 2012*, [S. l., s. n.], 2012, pp. 323-324.
  19. Anže Martinčič, Tea Zuliani, Janez Ščančar, Radmila Milačič, "Use of monolithic chromatography for speciation of Pt based chemotherapeutic drugs", In: *Zbornik, 4. študentska konferenca Mednarodne podiplomske šole Jožefa Stefana = 4th Jožef Stefan International Postgraduate School Students Conference*, 25. maj 2012, Ljubljana, Slovenija, Dejan Petelin, ed., Aleš Tavčar, ed., Boštjan Kaluža, ed., Ljubljana, Mednarodna podiplomska šola Jožefa Stefana, 2012, pp. 59-64.
  20. Radmila Milačič, Janez Ščančar, "Past cooperation and results: illustration of chromium and iron in yeast matrices: primer kroma in železa v kvasni biomasi", In: *Biotechnology and microbiology for knowledge and benefit*, (Pomen biotehnologije in mikrobiologije za prihodnost, 09), Pomen biotehnologije in mikrobiologije za prihodnost, Ljubljana, 27th and 28th September 2012, Peter Raspor, ed., Sonja Smole Možina, ed., Ljubljana, Biotehniška fakulteta, Oddelek za živilstvo, Katedra za biotehnologijo, mikrobiologijo in varnost živil, 2012, pp. 142-148.
  21. Breda Novotnik, Tea Zuliani, Radmila Milačič, Janez Ščančar, "Optimization of extraction procedure for determination of hexavalent chromium in corrosion preventing coatings by alkaline extraction and isotope dilution FPLC-ICP-MS procedure", In: *2012 Winter Conference on Plasma Spectrochemistry, Tucson, Arizona, January 9-14, 2012*, [S. l., s. n.], 2012, pp. 239-240.
  22. Breda Novotnik, Tea Zuliani, Janez Ščančar, Radmila Milačič, "Determination of Cr(VI) in corrosion protection coatings by speciated isotope dilution ICP-MS", In: *Zbornik, 4. študentska konferenca Mednarodne podiplomske šole Jožefa Stefana = 4th Jožef Stefan International Postgraduate School Students Conference*, 25. maj 2012, Ljubljana, Slovenija, Dejan Petelin, ed., Aleš Tavčar, ed., Boštjan Kaluža, ed., Ljubljana, Mednarodna podiplomska šola Jožefa Stefana, 2012, pp. 65-70.
  23. Breda Novotnik, Tea Zuliani, Janez Ščančar, Radmila Milačič, "Določitev Cr(VI) v protikorozivskih prevlekah s speciacijsko analizo z uporabom metode izotopskega redčenja v masni spektrometriji z induktivno sklopljeno plazmo", In: *Slovenski kemijski dnevi 2012, Portorož, 12.-14. september 2012*, Zdravko Kravanja, ed., Darinka Brodnjak-Vončina, ed., Miloš Bogataj, ed., Maribor, FKKT, 2012, 6 pp.
  24. Kristina Obu, Neža Koron, Arne Bratkič, Mitja Vahčič, Milena Horvat, "Optimization of distillation separation procedure for methyl mercury in natural waters", In: *Zbornik, 4. študentska konferenca Mednarodne podiplomske šole Jožefa Stefana = 4th Jožef Stefan International Postgraduate School Students Conference*, 25. maj 2012, Ljubljana, Slovenija, Dejan Petelin, ed., Aleš Tavčar, ed., Boštjan Kaluža, ed., Ljubljana, Mednarodna podiplomska šola Jožefa Stefana, 2012, pp. 71-77.
  25. Nives Ogrinc, Tjaša Kanduč, Marijan Nečemer, Darja Mazej, Peter Kump, "Uporaba stabilnih izotopov za določanje pristnosti in geografskega porekla prehrabnih izdelkov: mleko in mlečni izdelki: milk and dairy products", In: *Trendi in izzivi v živilstvu, prehrani, gostinstvu in turizmu: zbornik prispevkov 2. mednarodne strokovne konference, 16.-17. november 2012, Ljubljana, Slovenija: 2nd International Professional Conference proceedings, November 16th-17th 2012, Ljubljana, Slovenia*, Jasna Kržin Stepišnik, ed., Vesna Loborec, ed., Gordana Vulič, ed., Marija Kostadinov, ed., Tjaša Vidrih, ed., Boštjan Ozimek, ed., Dejan Cvitkovič, ed., Milena Suwa-Stanojevič, ed., Ljubljana, Biotehniški izobraževalni center, Višja strokovna šola, = Biotechnical Educational Centre, Vocational College, 2012, pp. 120-126.
  26. Nives Ogrinc, Nives Kovač, Primož Simončič, "Kemijske značilnosti organske frakcije prsti: izbrana gozdna območja v Sloveniji: [obj. predavanje]", In: *Slovenski kemijski dnevi 2012, Portorož, 12.-14. september 2012*, Zdravko Kravanja, ed., Darinka Brodnjak-Vončina, ed., Miloš Bogataj, ed., Maribor, FKKT, 2012, pp. 1-6, 2012.
  27. K.A.P. Oliveira, C.A.M. da Silva, V.M.F. Jacomino, Maria Angela Menezes, E.A.N. Knupp, E. von Sperling, Radojko Jačimović, "Brazilian Cerrado soil: mobility of radionuclides, metals and non-metals in the system phosphogypsum-soil-plant-drainage water", In: *BALWOIS 2012*, Fith International scientific Conference on water, climate & environment, Ohrid, Republic of Macedonia, 28th May - 2nd June 2012, S. l., s. n., 2012, 6 pp., 2012.
  28. Kelly Peeters, Jernej Iskra, Tea Zuliani, Janez Ščančar, Radmila Milačič, "Synthesis of <sup>117</sup>Sn enriched tributyltin", In: *Slovenski kemijski dnevi 2012, Portorož, 12.-14. september 2012*, Zdravko Kravanja, ed., Darinka Brodnjak-Vončina, ed., Miloš Bogataj, ed., Maribor, FKKT, 2012, 11 pp.
  29. S. Pepin *et al.* (27 authors), "The IAEA environmental modelling for radiation safety programme (EMRAS II) - working group on "Reference approaches to modelling for management and remediation at NORM and legacy sites", In: *Proceedings, EU-NORM I International Symposium, 5-8 June 2012, Tallin, Tallin, 2012*, Environmental Board, pp. 11-12.
  30. Kristina Pestotnik, Tina Kosjek, Uroš Krajnc, Oliver Bajt, Ester Heath, "Photodegradation of benzophenones by UV treatment", In: *Slovenski kemijski dnevi 2012, Portorož, 12.-14. september 2012*, Zdravko Kravanja, ed., Darinka Brodnjak-Vončina, ed., Miloš Bogataj, ed., Maribor, FKKT, 2012, pp. 1-11.
  31. Kristina Pestotnik, Tina Kosjek, Uroš Krajnc, Ester Heath, "Photodegradation of benzophenones", In: *Zbornik, 4. študentska konferenca Mednarodne podiplomske šole Jožefa Stefana = 4th Jožef Stefan International Postgraduate School Students Conference*, 25. maj 2012, Ljubljana, Slovenija, Dejan Petelin, ed., Aleš Tavčar, ed., Boštjan Kaluža, ed., Ljubljana, Mednarodna podiplomska šola Jožefa Stefana, 2012, pp. 78-83.
  32. Martin Petkovšek, Mojca Zupanc, Matevž Dular, Tina Kosjek, Ester Heath, Brane Širok, "Rotacijski generator hidrodinamske kavitacije za čiščenje odpadnih voda", In: *Zbornik del, Kuhljevi dnevi 2012, Rogaška Slatina, 26.-27. september, 2012*, Matjaž Hriberšek, ed., Jure Ravnik, ed., Ljubljana, Slovensko društvo za mehaniko, 2012, pp. 177-184.
  33. Larisa Pograjc, Vekoslava Stibilj, Ingrid Falnoga, "Vpliv prehrane in fizičnega stresa na status selena pri vojakih", In: *Nanotehnologije in nanoživila, 27. Bitenčevi živilski dnevi 2012 = 27th Food Technology Days 2012 dedicated to prof. F. Bitenc*, 26. september 2012, Ljubljana, Lea Demšar, ed., Božidar Žlender, ed., Ljubljana, Biotehniška fakulteta, Oddelek za živilstvo, 2012, pp. 151-156.
  34. Janja Vaupotič, "Review of radon research in Slovenia", In: *Sources and measurements of radon and radon progeny applied to climate and air quality studies: proceedings of a technical meeting held in Vienna, 2011, Vienna*, (Proceedings series, STI/PUB/1541), Vienna, International Atomic Energy Agency, 2012, pp. 115-123.
  35. Janja Vaupotič, Asta Gregorič, Ivan Kobal, Ryoko Fujiyoshi, Masanori Okabayashi, Yosuke Sakuta, T. Ichikawa, Matěj Neznal, Martin Neznal, "Radon in soil gas at selected sites in Hokkaido, Japan", In: *11th International Workshop on the Geological Aspects of Radon Risk Mapping, 2012, Prague*, Ivan Barnet, ed., Matěj Neznal, ed., Petra Pacherová, ed., Prague, Czech Geological Survey, 2012, pp. 250-259.
  36. Janja Vaupotič, Ivan Kobal, Urška Repinc, Milena Horvat, "Radionuclides in the Mediterranean sea", In: *International Conference on Environmental Protection: III. Terrestrial Radioisotopes in Environment, Veszprém, 2012*, Tibor Kovács, ed., János Somlai, ed., Barbála Máté, ed., Veszprém, Pannonian University Press, 2012, pp. 89-92.

37. Tea Zuliani, Radmila Milačič, Janez Ščančar, "Uporaba stabilnih izotopov za optimizacijo ekstrakcijskega postopka določitve izmenljivega Cr(VI) v vzorcih zemelj", In: *Slovenski kemijski dnevi 2012, Portorož, 12.-14. september 2012*, Zdravko Kravanja, ed., Darinka Brodnjak-Vončina, ed., Miloš Bogataj, ed., Maribor, FKKT, 2012, 11 pp.
38. Mojca Zupanc, Tina Kosjek, Boris Kompare, Željko Blažeka, Uroš Ješe, Matevž Dular, Brane Širok, Ester Heath, "Hydrodynamic cavitation: a technique for augmentation of removal of persistent pharmaceuticals?", In: *Zbornik, 4. študentska konferenca Mednarodne podiplomske šole Jožefa Stefana = 4th Jožef Stefan International Postgraduate School Students Conference*, 25. maj 2012, Ljubljana, Slovenija, Dejan Petelin, ed., Aleš Tavčar, ed., Boštjan Kaluža, ed., Ljubljana, Mednarodna podiplomska šola Jožefa Stefana, 2012, pp. 98-104.
7. Tina Kosjek, Ester Heath, "Halogenated heterocycles as pharmaceuticals", In: *Halogenated heterocycles: synthesis, application and environment*, (Topics in heterocyclic chemistry, 27), Alicia Decker, Jernej Iskra, ed., Heidelberg [etc.], Springer, 2012, pp. 219-246.
8. Brenda Lasorsa, Gary A. Gill, Milena Horvat, "Analytical methods for measuring mercury in water sediment, and biota", In: *Mercury in the environment: pattern and process*, Michael S. Bank, ed., 1st ed., Berkeley, Los Angeles, London, University of California Press, cop. 2012, pp. 27-54.
9. A.S. Leal, Maria Angela Menezes, I. Dalmázio, F. P. Sepe, T. C. B. Gomes, A. S. Santana, L. H. da Cunha, Radojko Jačimović, "Quality control of formulated medicines. Chapter 11", In: *Latest research into quality control*, I. Akyar, New York, InTech, 2012, 16 pp.
10. I. Matveyeva, S. Nazarkulova, B. Satybaldiev, B. M. Uralbekov, Petra Planinšek, Radojko Jačimović, Borut Smodiš, Mukhambetkali Burkitbayev, "Natural radionuclides in a peat core from the Kamyschanovskoe uranium deposit in Kyrgyzstan", In: *Environmental radioactivity in central Asia*, Mukhambetkali Burkitbayev, ed., Jukka Lehto, ed., Almaty, Kazakh National University, 2012, pp. 123-127.
11. Nives Ogrinc, Stefano Covelli, Bojan Ogorelec, Jadran Faganeli, Mihael Budja, "Rekonstrukcija paleookolja Tržaškega zaliva v holocenu z uporabo geokemijskih metod", In: *Dolgoročne spremembe okolja 1*, (Opera Instituti Archaeologici Sloveniae, 25), Maja Andrič, ed., Ljubljana, Inštitut za arheologijo ZRC SAZU, Založba ZRC, 2012, pp. 81-88.
12. Nives Ogrinc, Primož Simončič, Nives Kovač, "Soil organic matter characterization at different forest stands in Slovenia", In: *Soil organic matter: ecology, environmental impact and management*, (Environmental science, engineering and technology), Pedro A. Björklund, ed., Frederick V. Mello, ed., New York, Nova Science Publishers, cop. 2012, pp. 89-110.
13. Luka Snoj, Borut Smodiš, "An analysis of a hypothetical terrorist action against a research nuclear reactor", In: *Managing the consequences of terrorist acts - efficiency and coordination challenges*, Denis Čaleta, ed., Paul Shemella, ed., Ljubljana, Institute for Corporative Security Studies, Monterey, Center for Civil-Military Relations, 2012, pp. 63-68.

## INDEPENDENT SCIENTIFIC COMPONENT PART OR A CHAPTER IN A MONOGRAPH

1. Dirk Engels *et al.* (11 authors), "A discussion about the different model split methodologies used in CIVITAS ELAN", In: *Rethinking everyday mobility: results and lessons learned from the CIVITAS-ELAN project*, Franc Trček, ed., Drago Kos, ed., Ljubljana, Fakulteta za družbene vede, Založba FDV, = The Publishing House of the Faculty of Social Sciences, CIVITAS ELAN, 2012, pp. 307-328.
2. Asta Gregorič, Boris Zmazek, Sašo Džeroski, Drago Torkar, Janja Vaupotič, "Radon as an earthquake precursor - methods for detecting anomalies", In: *Earthquake research and analysis: statistical studies, observations and planning*, Sebastiano D'Amico, ed., Rijeka, InTech, cop. 2011, pp. 179-196.
3. Ester Heath, Tina Kosjek, "Sources, occurrence and fate of halogenated heterocyclic pharmaceuticals in the environment", In: *Halogenated heterocycles: synthesis, application and environment*, (Topics in heterocyclic chemistry, 27), Alicia Decker, Jernej Iskra, ed., Heidelberg [etc.], Springer, 2012, pp. 247-268.
4. Viktor Jejič, Tone Godeša, Tomaž Poje, Marko Gerbec, Davor Kontić, "On the attractiveness of using pure plant oil as fuel for vehicle propulsion", In: *Rethinking everyday mobility: results and lessons learned from the CIVITAS-ELAN project*, Franc Trček, ed., Drago Kos, ed., Ljubljana, Fakulteta za družbene vede, Založba FDV, = The Publishing House of the Faculty of Social Sciences, CIVITAS ELAN, 2012, pp. 279-303.
5. Ivan Kobal, Janja Vaupotič, Asta Gregorič, B. M. Uralbekov, "Comparison of approaches in Slovenia and Kazakhstan in managing exposure to radon", In: *Environmental radioactivity in central Asia*, Mukhambetkali Burkitbayev, ed., Jukka Lehto, ed., Almaty, Kazakh National University, 2012, pp. 80-97.
6. Branko Kontić, "Strategic environmental considerations of nuclear power", In: *Nuclear power plants*, Soon Heung Chang, ed., Rijeka, InTech, cop. 2012, pp. 161-184.
1. Miha Avberšek, *Determination of steroid estrogens in environmental samples using chemical analysis (GC-MSD) and an in vitro estrogenicity assay (ER-CALUX)*: doctoral dissertation, Ljubljana, 2012 (mentor Ester Heath; co-mentor Janez Ščančar).
2. Mojca Korošec, *Determination of physical and chemical parameters for verification of honey authenticity*: doctoral dissertation, Ljubljana, 2012 (mentor Terezija Golob; co-mentor Nives Ogrinc).
3. Andreja Zelenik Pevec, *Arsenic trioxide biotransformation and metallothionein expression in human cell line U87 MG*: doctoral dissertation, Ljubljana, 2012 (mentor Janja Marc; co-mentor Ingrid Falnoga).

## MENTORING



# DEPARTMENT OF AUTOMATION, BIOCYBERNETICS AND ROBOTICS E-1

*The research strategy within our department is unique, as it supports a variety of multi- and interdisciplinary research projects. Specifically, our research combines the fields of automatics, robotics (including intelligent control, humanoids, cognitive robotics, and robot vision), biocybernetics, kinesiology, ergonomics and environmental physiology. The common theme in all our research endeavours has been optimising the “behaviour of man and machine”, accounting for interactions with the environment. In the past year we have added “human-robot partnership” as an additional goal of our research programme. By combining engineering sciences and life sciences we have been able to make significant contributions to the development of the following: new methods for sensorimotor learning by imitation and coaching, a planetary habitat simulation facility, humanoid vision systems, manikins enabling the evaluation of protective garments for industry and recreation, kinematic models of the human body that serve as a basis for the design of anthropomorphic systems, and a medical treatment for frostbite.*

*The department maintains the Programme Group “Automatics, robotics and biocybernetics” in the field of Production Technology. This Programme Group has three major overlapping research foci: automation and intelligent control (leader: doc. dr. Leon Žlajpah), humanoid and cognitive robotics (leader: dr. Aleš Ude), and biocybernetics: environmental physiology & ergonomics (leader: prof. dr. Igor B. Mekjavic). By maintaining a critical mass of researchers in all three areas within one Programme Group we have managed to foster exciting multidisciplinary projects.*



Head:

Asst. Prof. Leon Žlajpah

During 2012 the main research topics in the department included humanoid robotics, the control of robot systems and learning strategies, studies of human physiology in extreme environments, the evaluation of protective equipment, the development of biomedical methods, and the automation of industrial manufacturing.

## Automation and Intelligent Control

The research orientation within this group is primarily in the development of advanced control strategies for robot systems working in unstructured environments, low-level reflexive control, bio-inspired control systems, cooperating robot systems and the automation of industrial processes.

## Advanced robot control

We developed a method for the control of kinematically redundant robots, where we focus on a smooth, continuous transition between the primary and the secondary tasks. The proposed method is general. It was demonstrated by simulation and on real robots for ensuring the reflex stability of humanoid robots and as well as for obstacle-avoidance tasks. The method was implemented on a skiing robot, on the humanoid robot HOAP-3 and on the humanoid robot CB-I in cooperation with Advanced Telecommunications Research Institute International (ATR).

We analysed the properties of a biped version of the spring-loaded inverted pendulum (biSLIP), which in some cases shows open-loop stable behaviour. The sets of parameters (initial energy, spring constant, attack angle, etc.) which led to the open-loop stable behaviour were determined based on the simulations. For the generation of humanoid walking cycles we proposed a novel control architecture, which includes movement prototypes or motor primitives with the corresponding task/joint dynamics implemented as an extended version of dynamical systems (DMPs). The method was tested and evaluated in simulations.

**Note: Since its inception the department has maintained an inter- and multidisciplinary research focus. The founders provided a scientific inheritance that includes pioneering research culminating in the first demonstration of how functional electrical stimulation can help paraplegics to walk, and the development of the first industrial robots in our region. In addition to kinematics, the common denominator in biomedical and robotic research is improving the quality of life.**



Figure 1: Transfer of interactive force skills through augmented reality tele-operation

### ***Robot-motion synthesis through human sensorimotor learning***

We extended our novel paradigm where a human can teach a robot new skills by exploiting human sensorimotor ability, to dynamical full-body skills. To provide the human with a feedback that is suitable for full-body robot

**We have designed a novel machine-learning scheme that enables a robot to learn the task simultaneously while the human is operating the robot, and that gradually transfers the control responsibility from the human to the incrementally built autonomous robot controller.**


control we constructed a haptic interface that stimulates the human senses by influencing the human centre-of-mass. The motion of the centre-of-mass is one of the key pieces of information for the dynamic control of the human body. This interface reproduced the force to the human centre-of-mass, which provided the feedback for robot dynamics. To evaluate the feasibility of this approach and the proposed type of feedback we conducted two full-body experiments. In the first experiment, a human had to teach the robot how to compliantly interact with another human. In this experiment the human

held robot hands and arbitrarily pushed and pulled them. The robot sensory system detected the interaction and the human demonstrator had to react on the given feedback to follow the intention of the interaction. Besides moving the hands into the direction of the applied force, the robot centre-of-mass also had to be kept in a stable position. The results of the experiment showed that the human was able to teach the robot about the described interaction. In the second experiment the task was to teach a humanoid robot how to maintain the postural stability in the presence of the perturbations. Here we designed a novel machine-learning scheme that enabled the robot to learn the task simultaneously, while the human is operating the robot. Basically, we combined the Locally Weighted Projection Regression machine-learning method with a novel approach to gradually transfer the control responsibility from the human to the incrementally built autonomous robot controller.

### ***Exoskeletons for augmenting human-motion ability***

A recent trend in robotics is to design special exoskeleton mechanisms to either augment the abilities of able-bodied humans or to substitute/improve the condition of people with impaired physical abilities. A number of studies discuss the design and control of such mechanisms, yet relatively few address the effect on the energy expenditure of the user. In this research we studied the effect of a performance-augmenting exoskeleton on the metabolic cost of an able-bodied user during periodic squatting. We investigated whether an exoskeleton device reduces the metabolic cost and what is the influence of the chosen device control strategy. By measuring the oxygen consumption, minute ventilation, heart rate, blood oxygenation and muscle EMG during a 5-minute squatting series, we showed the effects of using a prototype robotic knee exoskeleton under three different non-invasive control approaches:

a gravity-compensation approach, a position-based approach and a novel oscillator-based approach. The latter proposes a novel control that ensures synchronization of the device and the user. A statistically significant decrease in physiological responses can be observed when using the robotic knee exoskeleton under gravity compensation and oscillator-based control. On the other hand, the effects of position-based control were not significant in all parameters, although all the approaches significantly reduced the energy expenditure during squatting.



*Figure 2: Integrating visual perception and manipulation for the learning of new object representations (in collaboration with ATR Computational Neuroscience Laboratories, Kyoto, Japan)*

### ***ICT in sport***

We developed special force plates for measuring the forces in alpine skiing based on TexScan force load cells. The force plate consists of a bottom, which is attached to the skis and enables free flex motion, and an upper part, which contains load cells and vertical guides. We have tested the developed equipment in the laboratory as well as on the ski slope. Unfortunately, it has turned out that the TexScan sensors are not suitable for outdoor measurements. Therefore, we developed new force plates using strain gauges based sensors. In order to avoid a cable connection between the force plates and the data logger, we developed a wireless communication using Bluetooth protocol.

### ***Design of robot mechanisms***

Experimental work with two-arm robots has shown that for motion planning for humanoid robots it is also necessary to imitate the motion of the human spine, especially the motion of the spinal arc. Therefore, we have developed a prototype of a torso for a humanoid robot on which the robot arms will be mounted. We designed different solutions and by using 3D simulations we selected two of them, which perform the movement very similar to the human spine. In both versions there are three parallel bar mechanisms set in series, one above the other. In this



way the proposed mechanism achieves a perfect imitation of the motion of the spinal arc. The difference between the solutions is in the transfer of the torques to the next higher lying segment. While the first mechanism is using a direct transfer rod, the other uses gears for the torque transmission. For the mechanism with the transfer rod we made a prototype. Since the design solution is original and new, we submitted a patent application.

### **Automation, robotics and factory information systems for manufacturing**

In 2012 we continued our cooperation with a glass company that develops and produces a large range of glassware with a novel R&D project “The development of an automated glass blowing cell”. Our target is to automate glassblowing, the most important operation in several company production cells for various type of ceiling lights and other lamp types. The present specific manual glass blowing is the most demanding operation that only a couple of skilled workers perform satisfactorily. To identify the important process characteristics, we have done a number of targeted measurements and experiments. Then, we designed the overall structure of a system for automatic glassblowing. We conceived a method for the formal representation of automated glassblowing and the method for its construction. These are determined by performing particular measurements of manual glassblowing for each item, specific data processing and the representation of extracted data in a form that encompass all the relevant information. We developed all the hardware components of the automated cell, like computer control, special electro-pneumatic devices and sensor subsystems. We conceived the various methods needed for automated control and implemented them in the controller program system. The developed system consists of industrially robust subsystems that are integrated into the existing production environment. The automated glassblowing system has been deployed and tested in the actual production and a number of improvements have been made. At the start of 2013 we will carry out measurements on all the items in the product range and construct the related representations for automated glassblowing.




Figure 3: Discovering new motor primitives through graph search

### **Humanoid and Cognitive Robotics Lab**

The aim of the research within the area of humanoid and cognitive robotics is to create robots capable of helping people and interacting with them in natural environments. Since humanoids are similar to humans, it is much easier for people to interact with humanoids than with other types of robots. As a result we believe that cognitive humanoid robots are the key to the development of robot companions that can help people in their homes, which is one of the most important challenges for robotics research.

The Humanoid and Cognitive Robotics lab is involved in a number of EU projects from the program “Cognitive Systems and Robotics”. Most of our work in 2012 was performed within two FP7 projects, Xperience and IntellAct:

large-scale integrated project “Robots bootstrapped through learning from experience” (Xperience), which has 7 partners.

STREP project “Intelligent observation and execution of actions and manipulations” (IntellAct) with 6 partners. A more detailed description of both projects follows below.

#### **Xperience** (<http://www.xperience.org/>)

Current artificial cognitive systems are limited with respect to the generative mechanisms that rely on prior knowledge are employed to predict the immediate future and are the key to increasing the bandwidth and speed of cognitive development. The goal of Xperience is to demonstrate that state-of-the-art enactive systems can be significantly extended by using structural bootstrapping to generate new knowledge. This process is founded on explorative knowledge acquisition, and subsequently validated through experience-based generalization. In Xperience we are going to implement, adapt, and extend a complete robot system for automating the introspective, predictive, and interactive understanding of actions and dynamic situations.

#### **IntellAct** (<http://intellact.eu/>)

In this project we address the problem of understanding and exploiting the meaning (semantics) of manipulations in terms of objects, actions and their consequences for reproducing human actions with machines. This is in particular required for the interaction between humans and robots, in which the robot has to understand the human action and then transfer it to its own embodiment. IntellAct aims to provide the means to allow for this transfer, not by copying the movements of the human but by transferring the human action on a semantic level. IntellAct will demonstrate the ability

---

**We developed a new robot-learning concept that combines robot programming by demonstration and reinforcement learning.**

---

to understand scene and action semantics and to execute actions with a robot in two domains. Firstly, in a laboratory environment (exemplified by a lab on the International Space Station (ISS)), and secondly, in an assembly process in an industrial context.

Our most important result in 2012 was the development of a new robot learning concept that combines robot programming by demonstration and reinforcement learning. Robot programming by demonstration (RPD) is an important idea that helps us limit the search space when programming high-degree-of-freedom robotic systems like humanoid robots. However, RPD requires the acquisition of many example movements that solve the desired task in different situations. The example movements are acquired with the help of a human teacher. To reduce the workload on the human teacher and enable a more autonomous form of learning, we integrated robot programming by demonstration and reinforcement learning; RPD is used to acquire a small number of initial examples that provide the scaffolding for reinforcement learning. On the other hand, reinforcement learning provides new examples that are suitable for inclusion in the action library. We demonstrated how this concept can be applied to quickly solve a number of difficult robot control learning problems.

### **ACAT**

In 2012 (Call 9 of the EU program Cognitive Systems and Robotics) we acquired a new project with the title Learning and Execution of Action Categories (ACAT). This project focuses on the problem of how artificial systems (robots) can understand and utilize information made for humans. For this, ACAT generates a dynamic process




Figure 4: Integration of the automated solution in the production environment.

memory by the extraction and storage of action categories from large bodies of human-compatible sources (text, images). The action categories are designed to include the actual action-encoding but also large amounts of context information (“background”). The ACAT system then uses action-categories to compile robot-executable plans. The execution benefits strongly from the rich context information present in the action-categories, which allows for generalization (for example, replacement of objects in an action). It also permits us to specifically address ambiguity, incompleteness and uncertainty in planning. The plans are grounded by perception and execution, which takes place by a robot. This leads to a life-long update process of the knowledge base.

The ultimate purpose of ACAT is to equip the robot – on an on-going basis – with abstract, functional knowledge, normally made for humans, about relations between actions and objects leading to a system that can act meaningfully. As an industrially relevant scenario, ACAT uses “instruction sheets” (manuals), made for human workers, and translates these

into a robot-executable format. In this way the robot will be able to partially take over human tasks without time-consuming programming procedures. Similar to computer science, where the development of the first compilers led to a major step forward, the main impact of this project is that ACAT develops a robot-compiler, which translates human-understandable information into a robot-executable program.

Research in the area of humanoid and cognitive robotics is further conducted within a number of smaller projects supported by the Slovenian Research Agency and other international entities, as well as with funding

acquired in the frame of the young researchers’ program. All these projects focus on a better understanding of sensorimotor learning, visual processing, and lifelong learning in robotic systems, thus contributing to the overall vision of the group. We have published our results in prime robotics journals, including IEEE Transactions on Robotics.

**A new FP7 specific targeted research project (STREP) was acquired within the EU Framework Programme 7 “Cognitive Systems and Robotics: “Learning and Execution of Action Categories”.**

### **Biocybernetics (Environmental Physiology & Ergonomics)**

Research within our Biocybernetics Group focuses primarily on projects concerning the influence of extreme environments on humans, and the development and evaluation of technology and strategies to maintain safety and unhindered performance in such environments.

### **Planetary Habitat Simulation**

The aim of this research programme is to investigate the effect of planetary habitat environments on human physiological systems. For technical reasons, the environment within future Lunar and Mars habitats will be hypobaric. Despite the elevated levels of oxygen in these habitats, astronauts will be exposed to hypobaric hypoxia. Prolonged exposure to low gravity results in a deconditioning of vital physiological systems, and may consequently constitute a threat to the health of the astronauts. However, it is unknown how prolonged exposure

to both reduced gravity and hypoxia will affect health. For the purpose of this research programme we established a Planetary Habitat Simulation Facility at the Olympic Sport Centre Planica. The challenge of the project is in the complexity of the experimental interventions, whereby healthy humans are confined to a hypoxic environment during prolonged bedrest. Subjects have recently participated in three trials: hypoxic bedrest (simulated altitude 4000m), normoxic bedrest, and hypoxic ambulation. The effects of these interventions were investigated in experiments concerning metabolic, cardiorespiratory, musculoskeletal, haematological, immunological and thermoregulatory functions. We anticipate that the new knowledge gleaned from these studies will have implications for society in general, since chronic hypoxia and bedrest constitute a model of the basic conditions experienced by patients suffering from respiratory insufficiency, thereby restricting them to a physically inactive life style.

### ***Hypoxia and weight loss***

The mechanism of weight loss observed during prolonged sojourns at high altitude does not appear to be entirely due to an imbalance between energy intake and expenditure. The observation that high-altitude exposure may lead to considerable weight loss has led to the suggestion that it might be beneficial to incorporate hypoxic training in weight management programmes for obese individuals. Studies have demonstrated that mild physical exercise in normobaric hypoxia causes a significantly greater weight loss in obese persons than exercise in a sham hypoxic environment. To the best of our knowledge, no systematic studies have been carried out to date regarding the treatment of obesity under hypoxic conditions. During prolonged sojourns to high altitude, factors which may contribute to weight loss include: dehydration, primary anorexia, lack of palatable food, detraining, and possibly direct effects of hypoxia on metabolism. We have completed a series of studies, co-financed by a Dutch industrial partner b-Cat, investigating the effect of 10-d sojourns in normobaric hypoxia, equivalent to a simulated altitude of 3200 m, on the metabolism. Specifically, the responses of plasma glucose, insulin, gut peptides, resting energy expenditure and satiety scores following a standard meal. Preliminary results indicate that one of the main contributors implicated in the observed weight loss is the elevated resting energy expenditure, and reduced appetite. We have continued this research programme, and are now investigating how different levels of activity influence this hypoxia-induced loss of body mass.

### ***Sleep architecture during exposure to hypoxia***

With colleagues from the Institute of Neurophysiology at University Clinical Centre Ljubljana we are investigating the effect of sleep architecture during prolonged exposure to hypoxia combined with different levels of activity. Our findings to date indicate that although there is no effect of sleep architecture, the main effect is on the frequency and magnitude of sleep apnea.

### ***Sleep temperature regulation***

In addition to the polysomnographic recordings, we have also tested the theory that sleep onset is functionally linked with thermoafferent feedback from cutaneous warm receptors. Our preliminary results confirm this theory, but have revealed that the hypoxia-induced vasoconstriction observed during the day disappears during the night. Our current research has focussed on gaining a better understanding of this phenomenon.

### ***Altitude retinopathy***

Using a non-mydiatic fundus camera we have documented the diameter of retinal arterioles and venules at different stages of hypoxic exposure. Together with colleagues from the Eye Clinic at the University Clinical Centre, and the VITO Institute in Belgium, we are currently analysing these scans to assess any hypoxia-induced vascular changes in the retina, which may be related to the onset of altitude retinopathy.

### ***Broadpeak and Muztagh Ata***

In addition to our laboratory investigations we continue to collaborate with high-altitude Slovene expeditions, assisting with their preparations and monitoring the effects of the high-altitude exposures on various physiological systems. In 2012 we provided research support for two expeditions, one to Broadpeak, and the other to Muztagh Ata.

---

**A series of studies funded by the European Space Agency (ESA) Programme for European Cooperating States (PECS) have been completed at the Planica hypoxia facility. A new research programme has now been established, funded by the EU Framework programme (FP7), which addresses the effects of longer exposure to combined inactivity/unloading and hypoxia.**

---



*Figure 5: The Planica Facility (Olympic Sport Centre Planica), built with EU Regional Development Funds, is the site of our Planetary Habitat Simulations. Our department collaborated with the industrial partner b-Cat in designing and installing the Vacuum Pressure Swing Adsorption (VPSA) system, capable of maintaining hypoxia in one entire floor (in the building on the left) at levels equivalent to altitudes up to 5400 m. Medical research studies were conducted to assess the combined effects of hypoxia and inactivity on physiological systems.*



### **Development of a diagnostic tool for determining susceptibility to freezing cold injury**

In Slovenia the main risk group for cold injury are alpinists participating in high-altitude expeditions. In collaboration with researchers from the Royal Institute of Technology (Stockholm, Sweden), we have initiated a research program that has two specific aims: i) to develop a diagnostic method to determine the susceptibility of




Figure 6: Using infrared thermography to monitor hand and foot digits following immersion in cold water, we have been able to classify individuals into high- and low-risk groups for cold injury.

individuals to cold injury; ii) to develop a training program to improve an individual's vascular response to a cold stimulus, thus minimizing one's risk to cold injury. A series of laboratory and field studies have been conducted examining the digit vascular response to cold-water immersion (cold-induced vasodilatation, CIVD), and the pattern of digit reperfusion following cold exposure using infrared thermography. We are currently evaluating the effect of several training programmes, in terms of their effect on the CIVD response.

### **Evaluation of protective clothing (Desert Ensembles)**

Soldiers on peacekeeping missions in desert regions must be able to sustain prolonged exposures to hot (45°C) and dry (10% relative humidity) environments, all whilst dressed in full combat gear. Our research programme initially focussed on the physiological responses of soldiers carrying loads in such environments. We have continued our work in this area, and have evaluated the efficacy of different technologies (i.e., ventilated vests) and/or strategies (i.e., work/rest schedules) in minimising heat strain and improving the performance in such environments. Together with colleagues from the Royal Institute of Technology we have continued this work to assess the impact of the next-to-skin layer on the thermal balance of soldiers in such environments. In addition, we have also investigated the

effect of moisture content of the next-to-skin layer on a predicted burn injury during a simulated flash fire. With the industrial partner Lenzing (Austria) we have demonstrated that increased moisture content of the next-to-skin layer provides added protection against burn injury. We are continuing our analysis to determine under what conditions the microenvironment moisture may lead to scalding injury.

### **Some outstanding publications in the past three years**

1. Petrič, T., Gams, A., Ijspeert, A. J., Žlajpah, L.: On-line frequency adaptation and movement imitation for rhythmic robotic tasks, *Int. j. rob. res.*, 2011, vol. 30, no. 14, pp. 1775–1788
2. Ude, A., Gams, A., Asfour, T., Morimoto, J.: Task-specific generalization of discrete and periodic dynamic movement primitives. *IEEE trans. Robot.* [Print ed.], 2010, vol. 26, no. 5, pp. 800–815
3. Nemeč, B., Ude, A.: Action sequencing using dynamic movement primitives, *Robotica*, 2012, vol. 30, no. 5, pp. 837–846
4. Babič, J., Hale, J. G., Oztop, E.: Human sensorimotor learning for humanoid robot skill synthesis, *Adapt. behav.*, 2011, vol. 19, no. 4, pp. 250–263
5. Mekjavič, I. B., Dobnikar, U., Kounalakis, S. N.: Cold-induced vasodilation response in the fingers at four different water temperatures. *Applied physiology, nutrition and metabolism*, 2013, [in press]
6. Kounalakis, S. N., Eiken, O., Mekjavič, I. B.: Exercise thermoregulatory responses following a 28-day sleep-high train-low regimen. *Eur. j. appl. physiol.*, 2012, [Print ed.]
7. Debevec, T., Mekjavič, I. B.: Short intermittent hypoxic exposures augment ventilation but do not alter regional cerebral and muscle oxygenation during hypoxic exercise. *Respiratory physiology & neurobiology*, 2012, vol. 181, no.2, pp. 132–142

### **Awards and appointments**

1. Dr. Jan Babič, Luka Peternel: Best Paper Student Award at a conference Robotics in Alpe-Adria-Danube Region 2012, Naples, Italy (awarded by the conference organizers)
2. Dr. Andrej Gams received the Jožef Stefan Golden Emblem for his Ph.D. He was nominated for the award by prof. Tadej Bajd from the Faculty of Electrical Engineering, University of Ljubljana. The award is presented by the Jožef Stefan Institute
3. Dr. Shawnda Morrison: Research Trainee Fellowship, Michael Smith Foundation for Health Research Fellowship, University of British Columbia, Kelowna, BC, Canada
4. Dr. Aleš Ude: Award for the paper titled "Integrating surface-based hypotheses and manipulation for autonomous segmentation and learning of object representations", which was the finalist for the best-cognitive-paper award at the IEEE International Conference on Robotics and Automation (ICRA), held in St. Paul, MN, USA. ICRA is a prime conference in the area of robotics worldwide

## INTERNATIONAL PROJECTS

1. Co-financing of the hypoxic and hyperoxic exercise  
B-Cat B. V.  
Prof. Igor Mekjavić
2. 7. FP - IntellAct: Intelligent observation and execution of actions and manipulation  
European Commission  
Asst. Prof. Aleš Ude
3. 7. FP - Xperience: Robots bootstrapped through learning from experience  
European Commission  
Asst. Prof. Aleš Ude
4. 7. FP - ICARUS: International cooperation for the advancement of researcher on the underlying system of human thermoregulation  
European Commission  
Prof. Igor Mekjavić
5. 7. FP - PlanHab: Planetary habitat simulation  
European Commission  
Prof. Igor Mekjavić
6. ESA: Planetary (Lunar & Mars) habitat simulations - PLANICA  
ESA/ESTEC  
Prof. Igor Mekjavić
7. BI-FR/11-12-PROTEUS-004: Development of an artificial skin as element of sweating thermal manikin  
Slovenian Research Agency  
Prof. Igor Mekjavić
2. The role of small GTPases in the regulation of endosomal/lysosomal transport in astrocytes  
Prof. Igor Mekjavić
3. Robot motion synthesis through human visuo-motor learning  
Asst. Prof. Jan Babič
4. Goal directed action synthesis using a library of example movements  
Asst. Prof. Aleš Ude
5. Learning, analysis, and detection of motion in the framework of a hierarchical compositional visual architecture  
Asst. Prof. Aleš Ude
6. The detection of irregularities and fraud in the financing of the public health services  
Rok Okorn, B. Sc.
7. Development of a new generation of thermal manikin for evaluation of personal protective equipment and safety of health in extreme working and living environmental conditions (x-termoman)  
Prof. Igor Mekjavić
8. Influence of ski width on alpine skiing safety  
Asst. Prof. Bojan Nemeč
9. Hypoxic and hyperoxic exercise  
Prof. Igor Mekjavić
10. Zero and reduced gravity simulation: the effect on the cardiovascular and musculoskeletal systems  
Prof. Igor Mekjavić
11. Hypoxic inactivity: Implications for heart failure, respiratory insufficiency and obesity  
Prof. Igor Mekjavić
12. Biologically inspired synthesis of periodic movement for a robotic humanoid leg  
Dr. Andrej Gams

## RESEARCH PROGRAM

1. Automation, robotics and biocybernetics  
Prof. Igor Mekjavić

## NEW CONTRACT

1. Development of an automatic free-blowing process cell for a glass plant  
Razvojni Center eNeM Novi Materiali, d. o. o.  
Dr. Anton Ružič

## R & D GRANTS AND CONTRACTS

1. Dual nature of stem cells in cancer and their application in therapy  
Prof. Igor Mekjavić

## VISITORS FROM ABROAD

1. Dr. Stylianos Kounalakis, University of Athens, Greece, 2. 2.-8. 3. 2012
2. Dr. Erhan Oztop, Ozyegin University, Turkey, 7.-11. 3. 2012
3. Dr. Judith Buehlmeier, Dr. Joern Rittweger, Dr. Jochen Zange, Deutsches Zentrum für Luft- und Raumfahrt e.V. (DLR), Köln, Germany, 27.-29. 3. 2012
4. Dr. Liz Simpson, David Greenfield Human Physiology Unit, B Floor Medical School, QMC, Nottingham, United Kingdom, 27.-29. 3. 2012
5. Dr. Eren Aksoy, University of Göttingen, Germany, 15.-20. 4. 2012
6. Dr. Minja Tamosiunaitė, University of Göttingen, Germany, 31. 5.-2. 6. 2012
7. Dr. Stylianos Kounalakis, University of Athens, Greece, 10.-18. 6. 2012
8. Dr. Wolfgang Zitz, g. Kern, g. Risch, g. Glaninger, Magna Steyr, Gradec, Austria, 19. 6. 2012
9. Dr. Tomas Kulvicius, Dr. Minja Tamosiunaitė, University of Göttingen, Germany, 6.-8. 9. 2012
10. Dr. Katelyn Marsden, University of British Columbia, Okanagan, Kelowna, Canada, 8. 8.-23. 9. 2012
11. Dr. Erhan Oztop, Ozyegin University, Turkey, 8.-11. 11. 2012
12. Prof. Vincenzo Parenti Castelli with students, University of Bologna, 18. 12. 2012

## STAFF

### Researchers

1. Asst. Prof. Jan Babič
2. Dr. Andrej Gams
3. Asst. Prof. Igor Kovač
4. Prof. Edvard Kramar\*, retired 01.10.12
5. Dr. Ladislav Lenart, retired 30.07.12
6. Prof. Igor Mekjavić
7. Asst. Prof. Bojan Nemeč
8. Dr. Anton Ružič
9. Asst. Prof. Aleš Ude
10. Asst. Prof. Leon Žlajpah, Head

### Postdoctoral associates

11. Dr. Fares Jawad Mohd Abu-Dakka
12. Dr. Gregor Cigler\*
13. Dr. Tadej Debevec
14. Dr. Michail Keramidis, left 01.04.12
15. Asst. Prof. Marjeta Kramar Fijavž\*
16. Dr. Shawnda Morrison

### Postgraduates

17. Mojca Amon\*, M. Sc., left 01.05.12
18. Miha Deniša, B. Sc.
19. Denis Forte, B. Sc.

20. Nejc Likar, B. Sc.
21. Adam Mc Donnell, B. Sc.
22. Rok Okorn, B. Sc.
23. Luka Peternel, B. Sc.
24. Tadej Petrič, B. Sc.
25. Barry Martin Ridge, B. Sc.
26. Rok Vuga, B. Sc.

### Technical officers

27. Robert Bevec, B. Sc.
28. Borut Lenart, B. Sc.
29. Bogomir Vrhovec, B. Sc.

### Technical and administrative staff

30. Tanja Dragojević, B. Sc.
31. Dušan Filipič
32. Damjan Fink
33. Marija Kavčič, B. Sc.
34. Matjaž Kocuvan
35. Janez Zalar, retired 01.12.12

Note:

\* part-time JSI member

# BIBLIOGRAPHY

## ORIGINAL SCIENTIFIC ARTICLE

1. Fares Abu Dakka, Francisco Valero, Vicente Mata, "Evolutionary path planning algorithm for industrial robots", *Adv. robot.*, vol. 26, no. 11/12, pp. 1369-1392, 2012.
2. Mojca Amon, Michail E. Keramidias, Stylianos N. Kounalakis, Igor B. Mekjavić, "The effect of a sleep high-train low regimen on the finger cold-induced vasodilation response", *High alt. med. biol.*, vol. 13, no. 1, pp. 32-39, 2012.
3. Jan Babič, Goran Škorja, "Analysis of musculoskeletal system responses to perturbations during standing posture", *Elektrotehniški vestnik*, vol. 79, no. 1/2, pp. 7-12, 2012.
4. Tadej Debevec, Michail E. Keramidias, Barbara Norman, Thomas Gustafsson, Ola Eiken, Igor B. Mekjavić, "Acute short-term hyperoxia followed by mild hypoxia does not increase EPO production: resolving the "normobaric oxygen paradox"", *Eur. j. appl. physiol. (Print)*, vol. 112, no. 3, 1059-1065, 2012.
5. Tadej Debevec, Igor B. Mekjavić, "Short intermittent hypoxic exposures augment ventilation but do not alter regional cerebral and muscle oxygenation during hypoxic exercise", *Respiratory physiology & neurobiology*, vol. 181, no. 2, pp. 132-142, 2012.
6. Ola Eiken, Igor B. Mekjavić, Patrik Sundblad, Roger Kölegård, "G tolerance vis-à-vis pressure-distension and pressure-flow relationships of leg arteries", *Eur. j. appl. physiol. (Print)*, 9 pp.
7. Denis Forte, Andrej Gams, Jun Morimoto, Aleš Ude, "On-line motion synthesis and adaptation using a trajectory database", *Robot. auton. syst.*, vol. 60, no. 10, pp. 1327-1339, 2012.
8. Jurij Gorjanc, Uroš Ahčan, Matjaž Veselko, Metka Milčinski, Igor B. Mekjavić, "Sodobna obravnavna bolnikov z omrzlinami", *Zdrav Vestn (Tisk. izd.)*, vol. 81, no. 10, pp. 699-709, okt. 2012.
9. Miroljub Jakovljević, Gaj Vidmar, Igor B. Mekjavić, "Inert gas narcosis has no influence on thermo-tactile sensation", *Eur. j. appl. physiol. (Print)*, vol. 112, no. 5, pp. 1929-1935, 2012.
10. Miroljub Jakovljević, Gaj Vidmar, Igor B. Mekjavić, "Psychomotor function during mild narcosis induced by subanesthetic level of nitrous oxide: individual susceptibility beyond gender effect", *Undersea hyperb. med.*, vol. 39, no. 6, pp. 1067-1074, 2012.
11. Michail E. Keramidias, Stylianos N. Kounalakis, Ola Eiken, Igor B. Mekjavić, "Carbon monoxide exposure during exercise performance: muscle and cerebral oxygenation", *Acta physiologica*, vol. 204, issue 4, pp. 544-554, 2012.
12. Stylianos N. Kounalakis, Ola Eiken, Igor B. Mekjavić, "Exercise thermoregulatory responses following a 28-day sleep-high train-low regimen", *Eur. j. appl. physiol. (Print)*, 11 pp., 2012.
13. Marjeta Kramar Fijavž, Mitja Lakner, Marjeta Škapin-Rugelj, "An equal-area method for scalar conservation laws", *The Anziam journal*, vol. 53, iss. 2, pp. 156-170, 2012.
14. Edvard Kramar, "Some properties of algebraic operators on locally convex spaces", *Acta sci. math. (Szeged)*, vol. 78, no. 1-2, pp. 147-161, 2012.
15. Rebekah Ann Isabel Lucas, Philip N. Ainslie, Shawnda A. Morrison, James D. Cotter, "Compression leggings modestly affect cardiovascular but not cerebrovascular responses to heat and orthostatic stress in young and older adults", *Age (Omaha)*, vol. 34, no. 2, pp. 439-449, 2012.
16. Igor B. Mekjavić, Tadej Debevec, Mojca Amon, Michail E. Keramidias, Stylianos N. Kounalakis, "Intermittent normobaric hypoxic exposures at rest: effects on performance in normoxia and hypoxia", *Aviat. space environ. med.*, vol. 83, no. 10, pp. 942-950, 2012.
17. Igor B. Mekjavić, Stylianos N. Kounalakis, Michail E. Keramidias, Gianni Biolo, Marco Narici, Ola Eiken, "Heat production and heat loss responses to cold water immersion after 35 days horizontal bed rest", *Aviat. space environ. med.*, vol. 83, no. 4, pp. 472-476, 2012.
18. Bojan Nemeč, Aleš Ude, "Action sequencing using dynamic movement primitives", *Robotica*, vol. 30, no. 5, pp. 837-846, 2012.
19. Agnes Psikuta, Dušan Fiala, Gudrun Laschewski, Gerd Jendritzky, Mark Richards, Krzysztof Błażejczyk, Igor B. Mekjavić, Hannu Rintamäki, Richard de Dear, George Havenith, "Validation of the Fiala multi-node thermophysiological model for UTCI application", *Int. j. biometeorol.*, vol. 56, no. 3, pp. 443-460, 2012.

20. Francisco Rubio, Fares Abu Dakka, Francisco Valero, Vicente Mata, "Comparing the efficiency of five algorithms applied to path planning for industrial robots", *Ind. rob.*, vol. 39, no. 6, pp. 580-591, 2012.

## PUBLISHED SCIENTIFIC CONFERENCE CONTRIBUTION (INVITED LECTURE)

1. Shawnda A. Morrison, Bojan Rojc, Andrej Pangrc, Judita Jeran, Ola Eiken, Igor B. Mekjavić, Leja Dolenc-Grošelj, "Respiration during sleep in hypoxia and bedrest", In: *Program in zbornik prispevkov, Symposium on Sleep Disorders with the 28th Dr. Janez Faganel Memorial Lecture, Ljubljana, 5-6 October 2012, Leja Dolenc-Grošelj, ed., Ljubljana, Section for Clinical Neurophysiology of the Slovenian Medical Association, 2012, pp. 31-32.*

## PUBLISHED SCIENTIFIC CONFERENCE CONTRIBUTION

1. Fares Abu Dakka, Bojan Nemeč, Aleš Ude, "Peg-in-hole using dynamic movement primitives", In: *RAAD 2012, 21th International Workshop on Robotics in Alpe-Adria-Danube Region, 10-13 September 2012, Naples, Italy, [S. l.], ESA, = Edizioni Scientifiche e Artistiche, cop. 2012, pp. 143-149.*
2. Fares Abu Dakka, Aleš Ude, "Minimum time trajectory planning using genetic algorithms and DMPS presentation for industrial robots", In: *Zbornik 15. mednarodne multikonference Informacijska družba - IS 2012, 8.-12. oktober 2012, Ljubljana, Slovenia: zvezek A: volume A, (Informacijska družba), Marko Bohanec, ed., Matjaž Gams, ed., Dunja Mladenič, ed., Marko Grobelnik, ed., Marjan Heričko, ed., Urban Kordeš, ed., Maja Smrdu, ed., Olga Markič, ed., Zvezdan Pirtošek, ed., Jadran Lenarčič, ed., Leon Žlajpah, ed., Andrej Gams, ed., Vladislav Rajkovič, ed., Tanja Urbančič, ed., Mojca Bernik, ed., Ljubljana, Institut Jožef Stefan, 2012, zv. A, pp. 349-352.*
3. Jan Babič, Tadej Petrič, Tadej Debevec, Andrej Gams, "Kinematic adaptations during repetitive squatting motions using robotic knee exoskeleton", In: *RAAD 2012, 21th International Workshop on Robotics in Alpe-Adria-Danube Region, 10-13 September 2012, Naples, Italy, [S. l.], ESA, = Edizioni Scientifiche e Artistiche, cop. 2012, pp. 313-317.*
4. Robert Bevec, Matej Kristan, "A stereo-video system based trajectory recovery of a moving object", In: *Zbornik 15. mednarodne multikonference Informacijska družba - IS 2012, 8.-12. oktober 2012, Ljubljana, Slovenia: zvezek A: volume A, (Informacijska družba), Marko Bohanec, ed., Matjaž Gams, ed., Dunja Mladenič, ed., Marko Grobelnik, ed., Marjan Heričko, ed., Urban Kordeš, ed., Maja Smrdu, ed., Olga Markič, ed., Zvezdan Pirtošek, ed., Jadran Lenarčič, ed., Leon Žlajpah, ed., Andrej Gams, ed., Vladislav Rajkovič, ed., Tanja Urbančič, ed., Mojca Bernik, ed., Ljubljana, Institut Jožef Stefan, 2012, zv. A, pp. 337-340.*
5. Robert Bevec, Aleš Ude, "The acquisition of visual representation for object recognition by autonomous pushing", In: *RAAD 2012, 21th International Workshop on Robotics in Alpe-Adria-Danube Region, 10-13 September 2012, Naples, Italy, [S. l.], ESA, = Edizioni Scientifiche e Artistiche, cop. 2012, pp. 156-161.*
6. Tadej Debevec, Tadej Petrič, Jan Babič, Andrej Gams, "Knee exoskeleton control approaches: different effects on energy expenditure?", In: *Zbornik 15. mednarodne multikonference Informacijska družba - IS 2012, 8.-12. oktober 2012, Ljubljana, Slovenia: zvezek A: volume A, (Informacijska družba), Marko Bohanec, ed., Matjaž Gams, ed., Dunja Mladenič, ed., Marko Grobelnik, ed., Marjan Heričko, ed., Urban Kordeš, ed., Maja Smrdu, ed., Olga Markič, ed., Zvezdan Pirtošek, ed., Jadran Lenarčič, ed., Leon Žlajpah, ed., Andrej Gams, ed., Vladislav Rajkovič, ed., Tanja Urbančič, ed., Mojca Bernik, ed., Ljubljana, Institut Jožef Stefan, 2012, zv. A, pp. 377-380.*
7. Miha Deniša, Aleš Ude, "Discovering new motor primitives in transition graphs", In: *Conference proceedings, IAS-12, The 12th International Conference on Intelligent Autonomous Systems, June 26-29, 2012, Jeju Island, Korea, [S. l., s. n.], 2012, 12 pp.*
8. Miha Deniša, Aleš Ude, "New movement primitives through graph search, optimized interpolation and statistical generalization", In: *RAAD 2012, 21th International Workshop on Robotics in Alpe-Adria-*



- Danube Region, 10-13 September 2012, Naples, Italy, [S. l.], ESA, = Edizioni Scientifiche e Artistiche, cop. 2012, pp. 177-183.
9. Denis Forte, Bojan Nemec, Rok Vuga, Aleš Ude, "Using Gaussian process regression with reinforcement learning to make robot learning more autonomous", In: *Zbornik 15. mednarodne multikonference Informacijska družba - IS 2012, 8.-12. oktober 2012, Ljubljana, Slovenia: zvezek A: volume A*, (Informacijska družba), Marko Bohanec, ed., Matjaž Gams, ed., Dunja Mladenici, ed., Marko Grobelnik, ed., Marjan Heričko, ed., Urban Kordeš, ed., Maja Smrdu, ed., Olga Markič, ed., Zvezdan Pirtošek, ed., Jadran Lenarčič, ed., Leon Žlajpah, ed., Andrej Gams, ed., Vladislav Rajkovič, ed., Tanja Urbančič, ed., Mojca Bernik, ed., Ljubljana, Institut Jožef Stefan, 2012, zv. A, pp. 341-344.
  10. Andrej Gams, Tadej Debevec, Tadej Petrič, Jan Babič, "Metabolic cost of squatting using robotic knee exoskeleton", In: *RAAD 2012, 21th International Workshop on Robotics in Alpe-Adria-Danube Region, 10-13 September 2012, Naples, Italy, [S. l.], ESA, = Edizioni Scientifiche e Artistiche, cop. 2012, pp. 184-190.*
  11. Andrej Gams, Tadej Petrič, "Sklopljanje trajektorij za izvajanje dvoročnih nalog", In: *Zbornik 15. mednarodne multikonference Informacijska družba - IS 2012, 8.-12. oktober 2012, Ljubljana, Slovenia: zvezek A: volume A*, (Informacijska družba), Marko Bohanec, ed., Matjaž Gams, ed., Dunja Mladenici, ed., Marko Grobelnik, ed., Marjan Heričko, ed., Urban Kordeš, ed., Maja Smrdu, ed., Olga Markič, ed., Zvezdan Pirtošek, ed., Jadran Lenarčič, ed., Leon Žlajpah, ed., Andrej Gams, ed., Vladislav Rajkovič, ed., Tanja Urbančič, ed., Mojca Bernik, ed., Ljubljana, Institut Jožef Stefan, 2012, zv. A, pp. 353-356.
  12. Andrej Gams, Tadej Petrič, Tadej Debevec, Jan Babič, "Vpliv kolenkega eksoskeleta za fiziološke odvize uporabnika ob počepanju", In: *Zbornik enaindvajsete mednarodne Elektrotehniške in računalniške konference ERK 2012, 17.-19. september 2012, Portorož, Slovenija*, (Zbornik ... Elektrotehniške in računalniške konference ERK ...), Baldomir Zajc, ed., Andrej Trost, ed., Ljubljana, IEEE Region 8, Slovenska sekcija IEEE, 2012, zv. B, pp. 115-118.
  13. Igor Kovač, Marko Gračner, "An intelligent multipurpose end-effector system for a hydraulic telescopic handler", In: *Proceedings of the Austrian Robotics Workshop 2012: Graz, Austria, May 3rd and 4th 2012*, Gerald Steinbauer, ed., Suzana Uran, ed., Graz, Verlag der Technischen Universität, 2012, 6 pp.
  14. Nejc Likar, Bojan Nemec, Leon Žlajpah, "Balansiranje pladnja z dvoročnim robotom: pristop z uporabo virtualnega mehanizma", In: *Zbornik 15. mednarodne multikonference Informacijska družba - IS 2012, 8.-12. oktober 2012, Ljubljana, Slovenia: zvezek A: volume A*, (Informacijska družba), Marko Bohanec, ed., Matjaž Gams, ed., Dunja Mladenici, ed., Marko Grobelnik, ed., Marjan Heričko, ed., Urban Kordeš, ed., Maja Smrdu, ed., Olga Markič, ed., Zvezdan Pirtošek, ed., Jadran Lenarčič, ed., Leon Žlajpah, ed., Andrej Gams, ed., Vladislav Rajkovič, ed., Tanja Urbančič, ed., Mojca Bernik, ed., Ljubljana, Institut Jožef Stefan, 2012, zv. A, pp. 365-368.
  15. Nejc Likar, Bojan Nemec, Leon Žlajpah, "Dvoročna manipulacija z uporabo virtualnega mehanizma", In: *Zbornik enaindvajsete mednarodne Elektrotehniške in računalniške konference ERK 2012, 17.-19. september 2012, Portorož, Slovenija*, (Zbornik ... Elektrotehniške in računalniške konference ERK ...), Baldomir Zajc, ed., Andrej Trost, ed., Ljubljana, IEEE Region 8, Slovenska sekcija IEEE, 2012, zv. B, pp. 111-114.
  16. Nejc Likar, Bojan Nemec, Leon Žlajpah, "Virtual mechanism approach for dual-arm manipulation", In: *Proceedings. Volume 2, ICINCO 2012, 9th International Conference on Informatics in Control, Automation and Robotics, 28-31 July, 2012, Rome, Italy, Jean-Louis Ferrier, ed., [S. l.], SciTePress, = Science and Technology Publications, 2012, pp. 21-326.*
  17. Bojan Nemec, Denis Forte, Rok Vuga, Minija Tamošunat, Florentin Wörgötter, Aleš Ude, "Applying statistical generalization to determine search direction for reinforcement learning of movement primitives", In: *HUMANOIDS 2012, 2012 12th IEEE-RAS International Conference on Humanoid Robots, November 29 - December 1, 2012, Osaka, Japan, Danvers, IEEE, 2012, pp. 65-70.*
  18. Bojan Nemec, Rok Vuga, Aleš Ude, "Robot learning in constrained domain", In: *RAAD 2012, 21th International Workshop on Robotics in Alpe-Adria-Danube Region, 10-13 September 2012, Naples, Italy, [S. l.], ESA, = Edizioni Scientifiche e Artistiche, cop. 2012, pp. 299-306.*
  19. Luka Peternel, Jan Babič, "Using human Sensorimotor ability to control robot stability: construction and evaluation of human-robot interface", In: *RAAD 2012, 21th International Workshop on Robotics in Alpe-Adria-Danube Region, 10-13 September 2012, Naples, Italy, [S. l.], ESA, = Edizioni Scientifiche e Artistiche, cop. 2012, pp. 106-113.*
  20. Luka Peternel, Jan Babič, "Zagotavljanje ravnotežja robota s pomočjo haptičnega vmesnika", In: *Zbornik 15. mednarodne multikonference Informacijska družba - IS 2012, 8.-12. oktober 2012, Ljubljana, Slovenia: zvezek A: volume A*, (Informacijska družba), Marko Bohanec, ed., Matjaž Gams, ed., Dunja Mladenici, ed., Marko Grobelnik, ed., Marjan Heričko, ed., Urban Kordeš, ed., Maja Smrdu, ed., Olga Markič, ed., Zvezdan Pirtošek, ed., Jadran Lenarčič, ed., Leon Žlajpah, ed., Andrej Gams, ed., Vladislav Rajkovič, ed., Tanja Urbančič, ed., Mojca Bernik, ed., Ljubljana, Institut Jožef Stefan, 2012, zv. A, pp. 345-348.
  21. Tadej Petrič, Andrej Gams, Jan Babič, Tadej Debevec, Leon Žlajpah, "Control approaches for robotic knee exoskeleton device", In: *RAAD 2012, 21th International Workshop on Robotics in Alpe-Adria-Danube Region, 10-13 September 2012, Naples, Italy, [S. l.], ESA, = Edizioni Scientifiche e Artistiche, cop. 2012, pp. 266-272.*
  22. Tadej Petrič, Leon Žlajpah, "Izogibanje oviram na nivoju kinematičnega vodenja", In: *Zbornik 15. mednarodne multikonference Informacijska družba - IS 2012, 8.-12. oktober 2012, Ljubljana, Slovenia: zvezek A: volume A*, (Informacijska družba), Marko Bohanec, ed., Matjaž Gams, ed., Dunja Mladenici, ed., Marko Grobelnik, ed., Marjan Heričko, ed., Urban Kordeš, ed., Maja Smrdu, ed., Olga Markič, ed., Zvezdan Pirtošek, ed., Jadran Lenarčič, ed., Leon Žlajpah, ed., Andrej Gams, ed., Vladislav Rajkovič, ed., Tanja Urbančič, ed., Mojca Bernik, ed., Ljubljana, Institut Jožef Stefan, 2012, zv. A, pp. 361-364.
  23. Kai Salminen, Igor Kovač, "Role based self-adaptation of reconfigurable robotized systems for sustainable manufacturing", In: *FAIM 2012, 22nd International Conference on Flexible Automation and Intelligent Manufacturing, June 10th-13th 2012, Helsinki, Finland, Tampere, Tampere University of Technology, Department of Production Engineering, 2012, 8 pp.*
  24. Aleš Ude, David Schiebener, Norizaku Sugimoto, Jun Morimoto, "Integrating surface-based hypotheses and manipulation for autonomous segmentation and learning of object representations", In: *Robots and automation: innovation for tomorrow's needs, The 2012 IEEE International Conference on Robotics and Automation, ICRA 2012, May 14-18, 2012, Saint Paul, Minnesota, ZDA, [S. l.], IEEE, cop. 2012, pp. 1709-1715.*
  25. Daniela Zavec Pavlinič, Anica Hursa Šajatovič, Igor B. Mekjavič, "Utjecaj osobne zaštitne opreme na zdravlje radnika", In: *Zbornik radova, 4. Međunarodni stručno-znanstveni skup "Zaštita na radu i zaštita zdravlja", 19. - 22. rujan 2012, Zadar, Hrvatska, Jovan Vučinić, ed., Snježana Kirin, ed., Karlovac, Veleučilište u Karlovcu, = Karlovac University of Applied Sciences, 2012, pp. 701-706.*
  26. Daniela Zavec Pavlinič, Anica Hursa Šajatovič, Igor B. Mekjavič, "Vrednovanje interventne odječe za vatrogasce pomoću pozarne lutke", In: *Zbornik radova, 4. Međunarodni stručno-znanstveni skup "Zaštita na radu i zaštita zdravlja", 19. - 22. rujan 2012, Zadar, Hrvatska, Jovan Vučinić, ed., Snježana Kirin, ed., Karlovac, Veleučilište u Karlovcu, = Karlovac University of Applied Sciences, 2012, pp. 707-712.*

## INDEPENDENT SCIENTIFIC COMPONENT PART OR A CHAPTER IN A MONOGRAPH

1. Jan Babič, "Biarticular actuation of robotic systems", In: *Robotic systems - applications, control and programming*, Ashish Dutta, ed., Rijeka, InTech, cop. 2012, pp. 251-270.
2. Andrej Gams, Tadej Petrič, Aleš Ude, Leon Žlajpah, "Performing periodic tasks: on-line learning, adaptation and synchronization with external signals", In: *The future of humanoid robots - research and applications*, Riadh Zaier, ed., Rijeka, InTech, cop. 2012, pp. 1-28.
3. Leon Žlajpah, Tadej Petrič, "Obstacle avoidance for redundant manipulators as control problem", In: *Serial and parallel robot manipulators - kinematics, dynamics, control and optimization*, Serdar Küçük, ed., Rijeka, InTech, cop. 2012, pp. 203-230.

## PATENT APPLICATION

1. Igor Kovač, Borut Lenart, Bojan Nemec, Marko Scortegagna, Leon Žlajpah, *Humanoid torso mechanism*, P-201200214, Urad RS za intelektualno lastnino, 29.6.2012.

## MENTORING

1. Fatih Bayazit, *On the asymptotic behavior of periodic evolution families on Banach spaces*: doctoral dissertation, Tübingen, 2012 (mentor Rainer Nagel; co-mentors Marjeta Kramar Fijavž, Britta Dorn).



*The department is engaged in the analysis, control and optimization of systems and processes. The activities of the department are focused on the research of new methods and algorithms for automatic control, the development of procedures and tools to support the design and construction of control systems, the development of specific measurement and control modules, and the development and construction of complete systems for the control and supervision of machines, devices and industrial processes.*

### Basic and applied research

The basic and applied research in 2012 was devoted to three sub-areas: methodologies for analysis and control systems design; tools and building blocks for implementation; and applied research in the priority problem domains.

The sub-area methodologies for analysis and control systems design included three topics. The first topic addressed the modelling and identification of nonlinear and complex dynamical systems. The research in the dynamic systems modelling was directed towards the on-line training, analysis and application of Gaussian process models for the modelling of static and the identification of dynamic systems. The application of modelling with Gaussian process models of traffic, biological and environmental systems was pursued (Figure 1).

The second topic was (advanced) control. The developed methods for the implementation of the simplified explicit predictive controller were tested in pilot applications of liquid level control in a laboratory plant and the vertical stabilisation of the plasma position in the ITER tokamak fusion reactor model. We have shown the practical advantages enabled by systematic handling of constraints on the process signals, and successfully demonstrated control of the processes with fast dynamics, where a conventional predictive controller based on on-line optimisation is not useful due to the long computation time.

The third topic of interest was condition monitoring and fault diagnosis. A new robust method for bearings prognostics based on the concepts of the Jensen-Reny entropy, divergence and the complexity of vibrational signals is proposed.

The relationships between the entropy indices and the remaining useful life of the bearing are described by means of nonlinear dynamical systems. The approach is robust to incomplete information about the underlying operating conditions. With this algorithm our colleagues achieved the second-ranked result on a data challenge organized in the context of the international IEEE PHM Conference.

A key feature of modern condition monitoring systems in the ability to predict the remaining useful life of the system or its components. To achieve this, we focus on the development of system-identification algorithms for prognostics and health management (PHM). We have developed a prognostics algorithm, which relies on Gaussian Process models and applied it to bearings monitoring. More recently, we focused on the utilization of the Marginalized particle filtering framework for PHM.

We continued with the development of the prototype of a versatile low-cost platform (labelled MEMS-PHM) for the prognostics and health management of electro-mechanical drives. It relies on cutting-edge MEMS (micro-electromechanical sensor) technologies. The hardware and software design of the underlying smart sensor node as well as the MEMS sensor prototype were almost completed. The first version of the MEMS-PHM platform was successfully implemented on a milling machine in the company LitostrojPower.

A part of the work, which is also related to condition monitoring, dealt with the problem of monitoring the water conditions inside a PEM fuel-cell stack. In 2012, we continued working on the diagnostics of flooding and drying inside PEM fuel cells with use of electrochemical impedance spectroscopy (EIS). In-house-developed measurement equipment made it possible to start dealing with the diagnostics of individual fuel cells inside a larger fuel-cell stack, which was before this unfeasible. The mentioned equipment was used for an experimental study,



Head:  
**Dr. Vladimir Jovan**

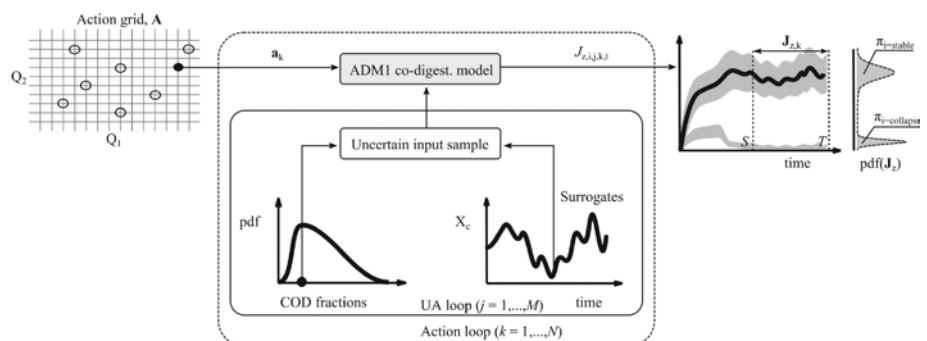


Figure 1: Uncertainty outcomes of the selected criterion for a given input action under input uncertainty. (Source: *Water Research*, 2012, vol. 46, no. 18, pp. 6121-6131)

which confirmed that the equipment itself is precise enough to perform the measurements the EIS requires. At the same time, valuable data was acquired for further research (Figure 2).

The sub-area tools and building blocks for implementation also included three parts. A method for the efficient control of under-damped systems has been developed. The method efficiently stabilizes systems in the open-loop and in the closed-loop configurations. In the frame of research dealing with tools and methodologies for process control software synthesis the work on a model-driven methodology for industrial process control software development



Figure 2: PEM fuel cells and measurement equipment during test operation

named MAGICS was continued. An empirical evaluation of this methodology was performed, which revealed an increase in productivity with savings between 18% and 33% of the total development effort and an improvement of the software quality due to the elimination of the code-generation errors. A new version of the development environment for this methodology was also developed (Figure 3).

In cooperation with the CONOT Center of Excellence Low Carbon Technologies we designed new components for fuel-cell-based power systems. In 2012 a diagnostic module for PEM fuel-cell-stack-based power units was developed as a low-cost solution for the on-line monitoring of each cell's voltage inside a stack. Besides the monitoring, the module provides the means for precise measurements of changes in the voltage of any individual cell inside a stack, which further enables the performance of the diagnostics of faults, such as cell flooding and membrane drying. The module is designed to perform measurements and data acquisition, further signal processing and diagnostics algorithm computation in real time (Figure 4).

Applied research in the priority problem domains was the third sub-area of our interest. In this frame a substantial part of our activities was devoted to the development of the specific control systems described below.

A numerically efficient version for signal de-noising based on an adaptive Kalman filter was implemented and assessed on plant data. The algorithm was applied to the pressure signal in order to improve the closed-loop control of the strip thickness in cold milling. The main idea is to manipulate the filter gain by means of the valve aperture. The work has been carried out in the frame of the international project PROBAsENSOR.

We have implemented function blocks that enable the implementation of a simplified explicit predictive controller with constraints handling on industrial programmable-logic controllers in the IDR BLOK development environment, and have tested them in pilot applications.

Control of wastewater treatment plants is our traditional research area. A model of the entire Domžale-Kamnik wastewater treatment plant (WWTP) has been built, including both the water line and the sludge line. The model shows a relatively good agreement with the real-plant daily average measurements. It has been used for studying

the possibilities of how to reduce the impact of the sludge line on the water line in the Domžale-Kamnik WWTP. Simulation results show that by properly increasing the digested sludge flow-rate to dewatering, the amount of sludge and ammonia that are back-cycled from the sludge line to the water line are significantly reduced, whereas the amount of the dehydrated sludge, which is disposed to the landfills and the amount of the biogas produced remain almost the same.

Production control is also an important domain of our research work. The major problems in manufacturing today still relate to unexpected breakdowns and the degradation of product quality with no obvious reasons. In collaboration with the company Kolektor KFH, we have developed procedures for the automatic analysis of data from the production process. From these, the parameters that have a significant influence on the quality of the final product are determined. Additionally, the identified mathematical models are then used by the advanced production monitoring and control modules.

In the field of production control, we were continuing the evaluation of a concept of model-based production control. More emphasis was given to the modelling and production dynamics analysis, i.e., determination of the model structure, usage of modelling tools such as neural networks, fuzzy

logic and Petri nets. We were also designing a tool for production dynamic analysis to help us implement all the key activities necessary for holistic production control.

In recent years, a part of our work was focused on the area of fuel cells. In 2011 and 2012 we started cooperation on two newly 7th European projects FCGEN-Fuel Cell Based On-board Power Generation and FluMaBack-Fluid

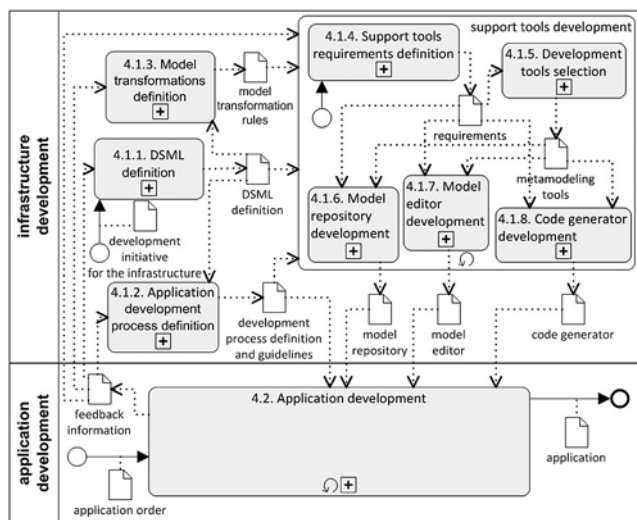


Figure 3: Two engineering levels of the MAGICS methodology



Management component improvement for back-up fuel cell systems. The objective of the FCGEN project is the development and demonstration of an auxiliary power unit (APU) for trucks, which uses an auto-thermal reformer to produce hydrogen from fuel and a fuel-cell stack for electric energy production. The goal is the substitution of low-efficiency main engine idling for covering electrical needs. Within the project both key components and system design will be further developed. The role of our group is the development of power conditioning, complete electronics and a control for all subsystems and for the integrated APU system. In the first half of 2012 the work mainly focused on the specification of the final process design of the APU system. Our group cooperated by making revising stages and providing solutions from the aspects of control and electric design. Additionally, the electrical APU layout has been designed and the APU load study performed. In the second half of 2012 the work was focused on determining the specifications for the APU's electrical layout and control system. In this context we determined the control concept, prepared a document with the specifications, developed part of the PLC software code and the HMI to monitor the entire process. In the FluMaBack project our group is responsible for improving the performance, cost efficiency and life time of essential balance of plant (BOP) components used in fuel-cell-based uninterruptable power back-up systems. In 2012 we started with the development of a PHM system for the condition monitoring of an air blower.



Figure 4: Diagnostic module for monitoring the fuel voltage of individual cells in a fuel-cell stack

Within the multidisciplinary project Ceracon- Integration and control of liquid fuel processor based on ceramic micro-systems which is financed by the European Space Agency we continued the development of the prototypes of critical components of the miniature size fuel reformer, which will serve as a source of hydrogen for miniature fuel cells. In 2012 we studied the efficiency of the reforming process as a function of the operating conditions and the type of catalyst.

#### R&D projects for industry and other users

A substantial part of the department's R&D activities for industry and other users is conducted within the Competence Centre for Advanced Control Technologies. In the second year of its operation, the first demonstration systems were developed, like an intelligent motor-drive valve, produced by the Danfoss Trata company, with an embedded system for the automatic reduction of oscillations, and a wireless sensor network implemented for diagnostic and prognostic maintenance of machines at the Litostroj Power company. At other application domains, like production management with integrated models, the optimisation of energy consumption in buildings, the optimisation of gas production in bioreactors and the control of fusion reactors, the appropriate simulation environments were set-up with the preliminary design of advanced control algorithms.

As described below, an important part of our activities is also devoted to direct cooperations with various companies.

An important part of our activities in the past year was performed in close cooperation with the INEA company. One of the activities to mention was the development of a new version of the batch control software tool. In the area of the development of recipe-based batch process control package for the PLC platform (PLCbatch) the automatic generation of the phase logic software skeleton was realized. This tool significantly reduces the amount of the routine and repetitive development tasks and the resulting errors. A preliminary concept of the dynamic unit allocation was also realized, aimed at improving the flexibility of batch-control systems.

In the framework of the project for Danfoss, the hardware and the firmware for "heavy-duty" motor-drives is under development. A flow-controller has been developed, implemented and tested on a family of motor-driven valves. The department has been involved in the promotion of intelligent motor-driven valves and in user training.

At Domel Electric Motors Suzhou Company Ltd., China, a new diagnostic system for the end quality control of electrical motors was completed in 2012 (Figure 5). The new system is the seventh in the series of similar, very successful diagnostic systems used in Domel.



Figure 5: Diagnostic system for end quality control on the production line at Domel Electric Motors Suzhou Company Ltd.



### Other projects

In 2012 the department has successfully concluded the tasks within the transnational project “Promoting Innovation in the Industrial Informatics and Embedded Systems Sector through Networking - I3E”. We have completed the final works regarding the main project outcomes that are the Strategic Research Agenda and Methodology Guideline for Innovation. In the final project phase our department has coordinated the final networking tasks and was actively involved in the promotion of the key project outcomes.

### Educational and training activities

Some members of the department are giving lectures and practical courses at different faculties and universities: the Faculty of Electrical Engineering, University of Ljubljana, the Faculty of Logistics, University of Maribor, the University of Nova Gorica and the “Jožef Stefan” International Postgraduate School. They also act as supervisors of M.Sc. and Ph.D. students.

### Some outstanding publications in the past year

1. Boškoski, P., Juričič, Đ.: Fault detection of mechanical drives under variable operating conditions based on wavelet packet Rényi entropy signatures. *Mech. syst. signal process.*, 2012, vol. 31, pp. 369–381
2. Južnič-Zonta, Ž., Kocijan, J., Flotats, X., Vrečko, D.: Multi-criteria analyses of wastewater treatment bio-processes under an uncertainty and a multiplicity of steady states. *Water research (Oxford)*. [Print ed.], 2012, vol. 46, no. 18, pp. 6121–6131
3. Perne, M., Šarler, B., Gabrovšek, F.: Calculating transport of water from a conduit to the porous matrix by boundary distributed source method. *Eng. anal. bound. elem.* [Print ed.], 2012, vol. 36, no. 11, pp. 1649–1659
4. Gerkšič, S., Pregelj, B.: Tuning of a tracking multi-parametric predictive controller using local linear analysis. *IET control theory & applications*. [Print ed.], 2012, vol. 6, no. 5, pp. 1–11
5. Glavan, M., Gradišar, D., Strmčnik, S., Mušič, G.: Production modelling for holistic production control. *Simulation modelling practice and theory*, 2013, vol. 30, pp. 1–20

### Awards and appointments

1. Damir Vrančič, Aleš Svetek: the Puh award for 2012, which is the highest state award for development achievements issued by the Ministry of Education, Science, Culture and Sport within the Zois awards - the state highest awards for scientific and research achievements. The Puh award was bestowed on our department members and the partners from Danfoss Trata for the invention of intelligent motor drives for valves
2. Pavle Boškoski, Matej Gašperin, and Dejan Petelin were runners up in the IEEE PHM 2012 Prognostic Challenge (Data Challenge). They were invited to present their work at the 2012 IEEE International Conference on Prognostics and Health Management, Denver, Colorado, USA
3. Juš Kocijan: Best paper award during the conference Applied Mathematics, Simulation, Modelling 2012, North Atlantic University Union NAUN with paper Dynamic GP models: an overview and recent developments, Vouliameni, Greece

### The most important achievements in the past year

1. Puh Award for 2012, the highest national award for achievements in the field of development activities, was granted to Damir Vrančič and Aleš Svetek for the invention of intelligent actuators for valves
2. Implementation of an automatic diagnostic system for end quality control of electrical motors at Domel Electric Motors Suzhou Company Ltd., China. (Janko Petrovčič, Gregor Dolanc, Bojan Musizza, Stane Černe, Miroslav Štrubelj)
3. Pavle Boškoski, Matej Gašperin and Dejan Petelin were ranked in 2nd place among 20 teams on the IEEE PHM 2012 Prognostic Challenge for their solution for bearing's lifetime prediction. Their solutions were also presented as an invited lecture at the International Conference 2012 IEEE International Conference on Prognostics and Health Management, Denver, Colorado
4. Darko Vrečko and Juš Kocijan published an article in the journal *Water Research*, which is the most eminent scientific journal in the field of water resources

## INTERNATIONAL PROJECTS

1. Completion of the Acroni controls; Project: 10AP100000-SIAC-J  
Plasmait GmbH  
Dr. Gregor Dolanc
2. 7. FP - FCGEN: fuel cell based on-board power generation  
European Commission  
Dr. Boštjan Pregelj
3. 7. FP - FLUMABACK: Fluid management component improvement for back up fuel cell systems  
European Commission  
Dr. Pavle Boškosi
4. I3E - promoting innovation in the industrial informatics and embedded systems sectors through networking  
See Joint Technical Secretariat  
Dr. Vladimir Jovan
5. COST IC0702, SOFTSTAT: Combining soft computing techniques and statistical methods to improve data analysis solutions  
Cost Office  
Prof. Juš Kocijan
6. CERACON: Integration and control of liquid fuel processor based on ceramic micro-systems  
ESA/ESTEC  
Dr. Gregor Dolanc
7. COST IC0806, IntelliCIS: Intelligent monitoring, control, and security of critical infrastructure systems  
Cost Office  
Dr. Nadja Hvala

## R&D GRANTS AND CONTRACTS

1. Identification and model analysis for dynamic systems control design with Gaussian process priors  
Prof. Juš Kocijan

2. Integrated diagnostic system for drive assemblies  
Prof. Đani Juričić
3. Prognostics and health management of mechanical drives based on novel MEMS sensor networks  
Prof. Đani Juričić
4. Modeling and control of wastewater treatment plants for improving the effluent quality and energy effective operation  
Dr. Darko Vrečko
5. Advanced model based procedures for product quality control and management in complex production processes  
Prof. Đani Juričić
6. Simplified explicit predictive controller  
Prof. Stanislav Strmčnik
7. Probasensor: EUROSTARS; Probabilistic bayesian soft sensor - a tool for on-line estimation of the key process variable in cold rolling mills  
Prof. Đani Juričić
8. Competence centre for advanced control technologies: CC ACT  
Asst. Prof. Damir Vrančić

## RESEARCH PROGRAM

1. Program systems and control  
Prof. Đani Juričić

## NEW CONTRACTS

1. Prognostics and health management of mechanical drives based on novel mems sensor networks  
Domel, d. o. o.  
Prof. Đani Juričić
2. R&D Activities in the frame of the KC STV sub-projects No. 1.1, No. 1.2, and No. 4.2.  
Inea, d. o. o.  
Giovanni Godena, M. Sc.

## VISITORS FROM ABROAD

1. Prof. Giuseppe Ambrosino, Associazione Euratom-ENEA-CREATE, Dipartimento di Informatica e Sistemistica, Università di Napoli Federico II, Napoli, Italy, 16.-18. 1. 2012
2. Dr. Gianmaria De Tommasi, Associazione Euratom-ENEA-CREATE, Dipartimento di Informatica e Sistemistica, Università di Napoli Federico II, Napoli, Italy, 16.-18. 1. 2012
3. Daniel Toublant, scholarship IAESTE, Swansea University, Swansea, UK, 2. 7.-15. 8. 2012
4. Henry Rafael Concepcion Gomez, Department of Telecommunications and Systems Engineering, Universitat Autònoma de Barcelona, Barcelona, Spain, 1. 8.-31. 11. 2012
5. Prof. Vesna Mandić, University of Kragujevac, Kragujevac, Serbia, 23. 7. 2012
6. Prof. Milentije Stefanović, University of Kragujevac, Kragujevac, Serbia, 23. 7. 2012
7. Prof. Dragan Milosavljević, University of Kragujevac, Kragujevac, Serbia, 23. 7. 2012
8. Dr. Elisabet Capon Garcia, ETH, Zürich, Switzerland, 22. 10. 2012
9. Dr. Edrisi Munoz Mata, CIMAT, Zacatecas, Mexico, 22. 10. 2012

## STAFF

### Researchers

1. Dr. Gregor Dolanc
2. Dr. Samo Gerškšič
3. Giovanni Godena, M. Sc.
4. Dr. Dejan Gradišar
5. Dr. Nadja Hvala
6. **Dr. Vladimir Jovan, Head**
7. Prof. Đani Juričić
8. **Dr. Gregor Kandare, left 18.06.12**
9. Prof. Juš Kocijan
10. Dr. Janko Petrovčić
11. Prof. Stanislav Strmčnik
12. Asst. Prof. Damir Vrančić
13. Dr. Darko Vrečko

### Postdoctoral associates

14. Dr. Pavle Boškosi
15. Dr. Matej Gašperin

16. Dr. Bojan Musizza
17. Dr. Marko Nerat
18. Dr. Boštjan Pregelj

### Postgraduates

19. Andrej Debenjak, B. Sc.
20. Miha Glavan, B. Sc.
21. Dr. Tomaž Lukman
22. *Jernej Mrovlje, M. Sc., left 01.11.12*
23. Dr. Matija Perne
24. Dejan Petelin, B. Sc.
25. Aleš Svetek, M. Sc.

### Technical officers

26. Stanislav Černe, B. Sc.
27. Primož Fajdiga, B. Sc.

### Technical and administrative staff

28. Maja Janežič, B. Sc.
29. Miroslav Štrubelj

# BIBLIOGRAPHY

## ORIGINAL SCIENTIFIC ARTICLE

1. Darko Belavič, Marko Hrovat, Gregor Dolanc, Marina Santo-Zarnik, Janez Holc, Kostja Makarovič, "Design of LTCC-based ceramic structure for chemical microreactor", *Radioengineering (Prague)*, vol. 21, issue 1, pp. 195-200, 2012.
2. Pavle Boškosi, Đani Juričić, "Fault detection of mechanical drives under variable operating conditions based on wavelet packet Rényi entropy signatures", *Mech. syst. signal process.*, vol. 31, pp. 369-381, 2012.
3. Andrej Fabjan, Bojan Musizza, Fajko Bajrovič, Marjan Zaletel, Martin Štruel, "The effect of the cold pressor test on a visually evoked cerebral blood flowvelocity response", *Ultrasound med. biol.*, vol. 38, no. 1, pp. 13-20, Jan. 2012.
4. Samo Gerškšič, Boštjan Pregelj, "Tuning of a tracking multi-parametric predictive controller using local linear analysis", *IET control theory & applications*, vol. 6, no. 5, pp. 1-11, 2012.
5. Karina Gibert, Dante Conti, Darko Vrečko, "Assisting the end-user in the interpretation of profiles for decision support, An application to wastewater treatment plants", *Environ. Eng. Manag. J. (Print)*, vol. 11, no. 11, pp. 931-944, 2012.
6. Miha Glavan, Matej Gašperin, Matej Vidmar, Maks Tuta, Stojan Kokošar, Đani Juričić, Andrej Brložnik, "Analiza proizvodnih podatkov za nadzor in upravljanje kvalitete izdelkov", *Ventil (Ljubl.)*, vol. 18, no. 5, pp. 396-402, nov. 2012.
7. Živko Južnič-Zonta, Juš Kocijan, Xavier Flotats, Darko Vrečko, "Multi-criteria analyses of wastewater treatment bio-processes under an uncertainty and a multiplicity of steady states", *Water res. (Oxford)*, vol. 46, no. 18, pp. 6121-6131, 2012.
8. Gregor Kandare, Nadja Hvala, Marijan Vidmar, "Vključevanje večjih rezidenčnih in manjših industrijskih uporabnikov v pametna omrežja", *Ventil (Ljubl.)*, vol. 18, no. 3, pp. 210-214, jun. 2012.
9. Gregor Kandare, Daniel Viúdez-Moreiras, Félix Hernández-del-Olmo, "Adaptive control of the oxidation ditch reactors in a wastewater treatment plant", *Int. j. adapt. control signal process.*, vol. 26, no. 10, pp. 879-989, 2012.
10. Bojan Musizza, Fajko Bajrovič, Janko Petrovčič, Aneta Stefanovska, Samo Ribarič, "Fluctuations and interactions between brain waves during deep and shallow anesthesia", *Fluctuation and noise letters*, vol. 11, no. 1, pp. 1240018-1-1240018-12, 2012.
11. Marko Nerat, "Copper-indium-gallium-selenide (CIGS) solar cell with localized back contacts for achieving high performance", *Sol. energy mater. sol. cells*, vol. 104, pp. 152-158, 2012.
12. Matija Perne, Božidar Šarler, Franci Gabrovšek, "Calculating transport of water from a conduit to the porous matrix by boundary distributed source method", *Eng. anal. bound. elem.*, vol. 36, no. 11, pp. 1649-1659, 2012.
13. Gabrijel Peršin, José Salgueiro, Jože Vižintin, Đani Juričić, "A system for automated online oil analysis", *Insight (Northamp.)*, vol. 54, no. 8, pp. 428-432, 2012.
14. Jan Prikryl, Juš Kocijan, "Stochastic analysis of a queue length model using a graphical processing unit", *Trans. Transp. Sci. (Print)*, vol. 5, no. 2, pp. 55-62, 2012.
15. Edvin Raubar, Damir Vrančič, "Anti-sway system for ship-to-shore cranes", *Stroj. vestn.*, vol. 58, no. 5, pp. 338-344, 2012.

## PUBLISHED SCIENTIFIC CONFERENCE CONTRIBUTION (INVITED LECTURE)

1. Pavle Boškosi, Matej Gašperin, Dejan Petelin, "Bearing fault prognostics based on signal complexity and Gaussian process models", In: *PHM'12, 2012 IEEE International Conference on Prognostics and Health Management*, June 18-21, 2012 - Denver, Colorado, Denver, IEEE, 2012, 8 pp.
2. Đani Juričić, Pavle Boškosi, Matic Ivanovič, Janko Petrovčič, Bojan Musizza, Matej Gašperin, Jože Vižintin, "Sprotni nadzor stanja industrijskih pogonov", In: *Zbornik predavanj Posvetovanja o tribologiji, hladilno mazalnih sredstvih in tehnični diagnostiki*, Posvetovanje o tribologiji, hladilno mazalnih sredstvih in tehnični diagnostiki = Conference on Tribology, Metal Working Fluids and Technical Diagnostics [tudi] SLOTRIB 2012, Ljubljana, Slovenija, 15.

november 2012, Jože Vižintin, ed., Marko Sedlaček, ed., Ljubljana, Slovensko društvo za tribologijo, = Slovenian Society for Tribology, 2012, pp. 55-65.

3. Juš Kocijan, "Dynamic GP models: an overview and recent developments", In: *Recent researches in applied mathematics and economics: proceedings of the 6th International Conference on Applied Mathematics, Simulation, Modelling, (ASM'12), proceedings of the 6th International Conference on Management, Marketing and Finances, (MMF'12), March 7-9, 2012*, Tsutomu Kambe, ed., Cornelia A. Bulucea, ed., Charalampos Arapatsakos, ed., [S. l.], WSEAS Press, = World Scientific and Engineering Academy and Society, 2012, pp. 38-43.
4. José Salgueiro, Gabrijel Peršin, Jože Vižintin, Đani Juričić, "A system for on-line oil analysis", In: *Zbornik predavanj Posvetovanja o tribologiji, hladilno mazalnih sredstvih in tehnični diagnostiki*, Posvetovanje o tribologiji, hladilno mazalnih sredstvih in tehnični diagnostiki = Conference on Tribology, Metal Working Fluids and Technical Diagnostics [tudi] SLOTRIB 2012, Ljubljana, Slovenija, 15. november 2012, Jože Vižintin, ed., Marko Sedlaček, ed., Ljubljana, Slovensko društvo za tribologijo, = Slovenian Society for Tribology, 2012, pp. 81-96.

## PUBLISHED SCIENTIFIC CONFERENCE CONTRIBUTION

1. Darko Belavič, Marko Hrovat, Gregor Dolanc, Kostja Makarovič, Marina Santo-Zarnik, Janez Holc, "Design of an LTCC structure for a micro-ceramic combustor", In: *Proceedings, IMAPS/ACerS, 8th International Conference and Exhibition on Ceramic Interconnect and Ceramic Microsystems Technologies (CICMT 2012)*, April 16-19, 2012, Erfurt, Germany, [S. l.], International Microelectronics and Packaging Society, 2012, pp. 288-293.
2. Pavle Boškosi, Đani Juričić, "Rényi entropy based statistical complexity analysis for gear fault prognostic under variable load", In: *Condition monitoring of machinery in non-stationary operations: proceedings of the Second International Conference Condition Monitoring of Machinery in Non-stationary Operations, 2012, [March 26-28, 2012, Hammamet, Tunisia]*, Tahar Fakhfakh, ed., Heidelberg [etc.], Springer, 2012, pp. 25-32.
3. Andrej Debenjak, "Diagnostika sistemov z gorivnimi celicami in izboljšanje njihovega delovanja", In: *Zbornik, 4. študentska konferenca Mednarodne podiplomske šole Jožefa Stefana = 4th Jožef Stefan International Postgraduate School Students Conference, 25. maj 2012, Ljubljana, Slovenija*, Dejan Petelin, ed., Aleš Tavčar, ed., Boštjan Kaluža, ed., Ljubljana, Mednarodna podiplomska šola Jožefa Stefana, 2012, pp. 119-124.
4. Andrej Debenjak, Vladimir Jovan, Janko Petrovčič, Matej Gašperin, Boštjan Pregelj, "An assessment of water conditions in a PEM fuel cell stack using electrochemical impedance spectroscopy", In: *Proceedings of IEEE 2012 [3rd Annual] Prognostics and System Health Management Conference, (PHM-2012 Beijing), 23-25 May 2012, Beijing, China*, Suzanne Zhang, ed., Rui Kang, ed., Michael Pecht, ed., Danvers, IEEE, 2012, pp. MU3036-1-MU3036-6.
5. Andrej Debenjak, Boštjan Pregelj, Matej Gašperin, Janko Petrovčič, "Koncept diagnostike sistemov s PEM gorivnimi celicami", In: *Vir znanja in izkušnje za stroko: zbornik foruma*, Industrijski forum IRT, Portorož, 11. in 12. junij 2012, Tomaž Perme, ed., Darko Švetak, ed., Škofljica, Profidtp, 2012, pp. 217-222.
6. Matej Gašperin, Đani Juričić, Pavle Boškosi, "Prediction of the remaining useful life: an integrated framework for the model estimation and failure prognostics", In: *PHM'12, 2012 IEEE International Conference on Prognostics and Health Management*, June 18-21, 2012 - Denver, Colorado, Denver, IEEE, 2012, 8 pp.
7. Samo Gerškšič, Gianmaria De Tommasi, "Vertical control of ITER plasma using explicit model predictive control", In: *SOFT 2012, 27th Symposium on Fusion Technology*, September 24-28, 2012, Liège, (Belgium), [S. l., s. n.], 2012.
8. Miha Glavan, Matej Gašperin, Matej Vidmar, Maks Tuta, Stojan Kokošar, Đani Juričić, Andrej Brložnik, "Iskanje vplivnih parametrov v kompleksnih proizvodnih procesih", In: *Zbornik enaindvajsete mednarodne Elektrotehniške in računalniške konference ERK 2012, 17.-19. september 2012, Portorož, Slovenija*, (Zbornik ... Elektrotehniške in računalniške konference ERK ...), Baldomir Zajc, ed., Andrej Trost, ed.,

- Ljubljana, IEEE Region 8, Slovenska sekcija IEEE, 2012, zv. A, pp. 211-214.
9. Miha Glavan, Dejan Gradišar, "Controllability of holistic production control", In: *Proceedings CD: IEEE-ICIT'12, International Conference on Industrial Technology, 19-21 March, 2012, Athens, Greece*, [S. l.], IEEE, 2012, pp. 65-70.
  10. Dejan Gradišar, Miha Glavan, "Input variable selection algorithms for HPC", In: *Proceedings CD: IEEE-ICIT'12, International Conference on Industrial Technology, 19-21 March, 2012, Athens, Greece*, [S. l.], IEEE, 2012, pp. 71-76.
  11. Dejan Gradišar, Ingrid Petrič, "Ključni kazalniki učinkovitosti za proizvodnjo", In: *Zbornik enaindvajsete mednarodne Elektrotehniške in računalniške konference ERK 2012, 17.-19. september 2012, Portorož, Slovenija*, (Zbornik ... Elektrotehniške in računalniške konference ERK ...), Baldomir Zajc, ed., Andrej Trost, ed., Ljubljana, IEEE Region 8, Slovenska sekcija IEEE, 2012, zv. A, pp. 169-172.
  12. Nadja Hvala, Darko Vrečko, Meta Levstek, Cirila Bordon, "Uporaba matematičnih modelov pri nadgradnji čistilnih naprav", In: *Zbornik referatov: [simpozij z mednarodno udeležbo]*, Simpozij z mednarodno udeležbo Vodni dnevi 2012, Portorož, 16.-18. oktober 2012, Milenko Roš, ed., Ljubljana, Slovensko društvo za zaščito voda, 2012, pp. 37-48.
  13. Matic Ivanovič, Pavle Boškovski, Đani Juričić, Jože Vižintin, "An environment for efficient design and implementation of condition monitoring systems for mechanical drives", In: *CM 2012/MFPT 2012*, The 9th International Conference on Condition Monitoring and Machinery Failure Prevention Technologies, 12-14 June 2012, London, UK, Northampton, The British Institute of NT, 2012, 11 pp.
  14. Matic Ivanovič, Đani Juričić, "Prototip sistema za sprotni nadzor stanja industrijske opreme", In: *Zbornik*, 4. študentska konferenca Mednarodne podiplomske šole Jožefa Stefana = 4th Jožef Stefan International Postgraduate School Students Conference, 25. maj 2012, Ljubljana, Slovenija, Dejan Petelin, ed., Aleš Tavčar, ed., Boštjan Kaluža, ed., Ljubljana, Mednarodna podiplomska šola Jožefa Stefana, 2012, pp. 131-136.
  15. Đani Juričić, Pavle Boškovski, Matej Gašperin, Dejan Petelin, "Robust diagnosis and prognosis based on entropy indices", In: *MPMM 2012 proceedings*, The 2nd International Conference on Maintenance Performance Measurement and Management, 12th-13th September 2012, Sunderland, UK, D. Galar, ed., Sunderland, University of Sunderland, 2012, 6 pp.
  16. P. B. de Moura Oliveira, Damir Vrančič, J. Boaventura Cunha, "Posicast PID control of oscillatory systems", In: *Control' 2012*, 10th Portuguese Conference on Automatic Control, 16-18 July 2012, Funchal, Madeira Island, Portugal, Madeira, Associação Portuguesa de Controlo Automático, 2012, pp. 27-32.
  17. Jernej Mrovlje, Damir Vrančič, "Automatic detection of the truck position using stereoscopy", In: *Proceedings CD: IEEE-ICIT'12, International Conference on Industrial Technology, 19-21 March, 2012, Athens, Greece*, [S. l.], IEEE, 2012, pp. 766-770.
  18. Jernej Mrovlje, Damir Vrančič, "Učinkovitost tabeliranega bilinearnega modela distorzije", In: *Zbornik enaindvajsete mednarodne Elektrotehniške in računalniške konference ERK 2012, 17.-19. september 2012, Portorož, Slovenija*, (Zbornik ... Elektrotehniške in računalniške konference ERK ...), Baldomir Zajc, ed., Andrej Trost, ed., Ljubljana, IEEE Region 8, Slovenska sekcija IEEE, 2012, zv. B, pp. 165-168.
  19. Gabrijel Peršin, José Salgueiro, Jože Vižintin, Đani Juričić, "Mechanical systems fault diagnosis in variable operating conditions by feature modelling", In: *CM 2012/MFPT 2012*, The 9th International Conference on Condition Monitoring and Machinery Failure Prevention Technologies, 12-14 June 2012, London, UK, Northampton, The British Institute of NT, 2012, 13 pp.
  20. José Salgueiro, Gabrijel Peršin, Jože Vižintin, Đani Juričić, "A system for automated on-line oil analysis", In: *CM 2012/MFPT 2012*, The 9th International Conference on Condition Monitoring and Machinery Failure Prevention Technologies, 12-14 June 2012, London, UK, Northampton, The British Institute of NT, 2012, 13 pp.
  21. Damir Vrančič, P. B. de Moura Oliveira, "Design of feedback control for underdamped systems", In: *PID'12*, IFAC Conference on Advances in PID Control, March 28-30, 2012, Brescia, (Italy), Ramon Vilanova, ed., Antonio Visioli, ed., [S. l.], IFAC, 2012, 6 pp.
  22. Damir Vrančič, P. B. de Moura Oliveira, "Underdamped second-order systems overshoot control", In: *PID'12*, IFAC Conference on Advances in PID Control, March 28-30, 2012, Brescia, (Italy), Ramon Vilanova, ed., Antonio Visioli, ed., [S. l.], IFAC, 2012, 6 pp.

## INDEPENDENT SCIENTIFIC COMPONENT PART OR A CHAPTER IN A MONOGRAPH

1. Dejan Gradišar, Gašper Mušič, "Automated Petri-net modelling for batch production scheduling", In: *Petri nets - manufacturing and computer science*, Pawel Pawlewski, ed., Rijeka, InTech, cop. 2012, pp. 3-26.
2. Damir Vrančič, "Magnitude optimum techniques for PID controllers", In: *Introduction to PID controllers: theory, tuning and application to frontiers areas*, Rames C. Panda, ed., Rijeka, InTech, cop. 2011, pp. 75-102.

## MENTORING

1. Tomaž Lukman, *A methodology for the development of industrial process control software*: doctoral dissertation, Maribor, 2012 (mentor Marjan Heričko; co-mentor Stanko Strmčnik).
2. Matija Perne, *Modelling speleogenesis in transition from pressurised to free surface flow*: doctoral dissertation, Nova Gorica, 2012 (mentors Franci Gabrovšek, Georg Kaufmann).
3. Miha Menard, *Design and implementation of control structures for industrial processes*: master's thesis, Ljubljana, 2012 (mentor Gregor Klančar; co-mentor Damir Vrančič).
4. Jernej Mrovlje, *Distortion impact on the objects's location calculated by using stereoscopic images*: master's thesis, Ljubljana, 2012 (mentor Damir Vrančič).
5. Aleš Urdih, *Analysis of recent electric-generator patents for small wind turbines*: master's thesis, Nova Gorica, 2012 (mentor Juš Kocijan).





# ARTIFICIAL INTELLIGENCE LABORATORY

E-3

*The Artificial Intelligence Laboratory (<http://ailab.ijs.si/>) is concerned mainly with research and development in information technologies, with an emphasis on artificial intelligence. The main research areas are the following: data analysis with an emphasis on text, web and cross-modal data, scalable real-time data analysis, machine learning, analysis and modelling of large networks, visualization of complex data, semantic technologies, language technologies, reasoning methods and knowledge management. The Artificial Intelligence Laboratory has employees and students with an international background and with expertise in different areas of artificial intelligence. In addition to having their research results published in international publications, they have also developed several software tools for multimodal data analysis. Some of these tools are: TextGarden, a suite of text-mining tools; OntoGen (<http://ontogen.ijs.si/>), a tool for ontology learning; Document-Atlas (<http://docatlas.ijs.si/>), a tool for complex visualization; Atlas of Slovenian Science (<http://scienceatlas.ijs.si/>), a web portal for analyzing the scientific community; AnswerArt (<http://answerart.net/>), a system for semantic search on large databases (AFSA, OpenCyc, WordNet); Enrycher (<http://enrycher.ijs.si/>), a system for semantic enrichment of textual data; SearchPoint (<http://searchpoint.ijs.si/>), a portal for visual and contextualized web browsing; OntoPlus, a methodology for semi-automatic ontology extension; Contextify (<http://contextify.net/>), a tool for contextualized e-mail and contact management; NewsFeed (<http://newsfeed.ijs.si/>), a clean, continuous, real-time aggregated stream of semantically enriched news articles from RSS-enabled sites across the world. The laboratory's strategy is to combine scientific excellence and strong collaboration with industry, and to transfer research results into real-world business environments.*



Head:  
**Prof. Dunja Mladenic**

In the past 10 years, members of the Artificial Intelligence Laboratory successfully completed 27 EU projects, of which 4 were concluded in 2012. In addition, we were involved in another 14 EU 7FP projects in 2012, including 3 networks of excellence covering three complementary research areas: statistical data modelling and machine learning, language technologies, and semantic technologies. Among the national projects we can emphasize our involvement in two competence centres and three national application projects.

**In 2012 we started the coordination of three EU projects (XLike, TOPOSYS, NRG4Cast) and began an additional four EU projects**

In the area of statistical data modelling and machine learning, our activities within PASCAL2 (Pattern Analysis, Statistical Modelling and Computational Learning 2), an EU network of excellence, were mainly on investigating class imbalance in high-dimensional data related to the hubness phenomenon and hubness-aware shared neighbour distance for k-nearest neighbour classification. As a part of our activities in PASCAL2 Harvest we have concluded the project LaVie (user recommendation for related lectures on VideoLectures.NET), that will go live on the VideoLectures.NET portal in 2013. We have concluded work on the ESC (European Security Challenge) EU project, where we have defined the rules and guidelines for organizing competitions on the topic of security, intended for promoting the development and evaluation of technology-based machine learning, such as robotics, computer system security and computer vision. In the XLike (Cross-lingual Knowledge Extraction) EU FP7 project coordinated by our department, we have developed and validated the first prototype, which encompasses multilingual linguistic processing, cross-lingual semantic annotation and cross-lingual document linking. Significant advancements were made in the area of cross-lingual document linking by developing methods which can scale to 50 languages, including minority languages with limited training-corpora availability. The prototype was evaluated by the two use-case partners: (a) Bloomberg for recommending local news content to German, Spanish, French and Italian audiences, and (b) the Slovenia Press Agency to improve the process of monitoring Slovenian entities in foreign news media. We started with the EU FP7 project Sophocles (Self-Organised information PrOcessing, Criticality and Emergence in multilevel Systems), on developing mathemati-



Figure 1: The prototype for cross-lingual news analysis developed in the XLike project.



Figure 2: ArchiveExplorer visualizing the New York Times news about Princess Diana.

cal and computational formalisms for information processing in multi-level systems. We started with the EU FP7 project TOPOSYS (<http://toposys.org/>), in the area of the dynamics of multilevel complex systems.

Our work on **text and network analysis** connects language technologies, machine learning, semantic technologies and cross-modal data-processing methods. Within the EU 7FP project ALERT (active support and real-time coordination based on event processing in FLOSS development) we implemented tools and methods for the monitoring, analysis and semantic annotation of all the data generated in information channels used in software development (issue-tracking systems, source-code management systems, forums and mailing lists). Using the processed information we are able to provide a semantic search across all information channels, identify duplicated bug reports, suggest developers to fix an issue, identify issues potentially created by a particular developer, etc. Within Planet Data (Intelligent Information Management), an EU network of excellence, we have developed ArchiveExplorer, a system for the analysis of semantically enriched texts through time including extracting social context and relationships from text corpora. In collaboration with the Institute's Communication Systems Department (E6) we have developed an automatic meta-data collection and annotation system which automatically collects context information for individual sensor nodes, then annotates them and stores them in a triple store on the server side (incorporated in the Videk demo application, which enables intelligent monitoring of the environmental sensor data). In addition Videk was extended by a natural language generation module which relies on the semantic representation of the meta-data in ResearchCyc. Within Slovenian Science Atlas, a national project, we extended our system for the search and visualization of research collaboration and competences of the scientists working in Slovenia to emphasize the difference between business and research collaborations. In

RENDER (Reflecting Knowledge Diversity), an EU 7FP project, we have developed a Diversity Mining Toolkit which encompasses fact extraction and opinion mining applications working on a live stream of news articles. The Toolkit is extensively used on real-world data (1) to aid Wikipedia editors by providing up-to-date ranked news articles for Wikipedia articles, (2) to analyse sentiment in Twitter data for Telefonica, (3) as a part of a Google interactive tool which allows users to browse and summarize news articles from different perspectives.

In the area of **language technologies**, our main contributions in the project METANet (Net Technologies for the Multilingual European Information Society) (FP7 Network of Excellence on Linguistics: <http://www.meta-net.eu/>)

---

**In 2012 we won the second-best demo award at the ESWC Conference on the Semantic Web.**

---

were (a) covering a road-map for future EU research programs in linguistics ([http://www.meta-net.eu/vision/reports/meta-net-sra-version\\_1.0.pdf](http://www.meta-net.eu/vision/reports/meta-net-sra-version_1.0.pdf)) in the area of Social Intelligence and e-Participation and (b) preparing White book on "The Slovene Language in the Digital Age" (<http://www.meta-net.eu/whitepapers/volumes/slovene>) covering all the language resources for Slovenian language. Within

MultilingualWeb (Advancing the Multilingual Web), an EU 7FP project, we worked on establishing the community for the standards and concrete examples of tools that support the construction, localization and use of multilingual web data. We also participated in the organization of events that encourage the standardization of multilinguality on the web. By performing in the role of natural language processing providers, we have promoted the use of our multilingual semantic annotation tool Enrycher. As part of our activity in the EU FP7 project LT-Web, we are participating in the standardization process in the role of natural language processing service providers. The new MultilingualWeb-LT (Language Technology) W3C Working Group will develop standard ways to support the (automatic and manual) translation and adaptation of web content to local needs, from its creation to its delivery to end users. For this purpose, we have promoted the use of our multilingual semantic annotation tool Enrycher as a reference implementation of the ITS2.0 standard (Internationalization Tag Set). Within Communication in Slovene, a national project, we contributed to the resolution on the national program for language policies.

Our work in the area of **semantic technologies** led not only to the research results, but also to an integration of new methods into the prototype systems. We successfully concluded our work within the EU project ENVISION (ENVironmental Services Infrastructure with ONtologies) focused on the analysis of stream data and development of the methods for the semantic enrichment of the sensor data, where we have also addressed a problem of supporting complex event rule generation and validation on environmental data. We have also developed methods

---

**Jure Leskovec won an award for his current work in the area of information society at the IS-2012 Conference**

---

for measuring concept similarity in ontologies which do not use additional corpora aside from ontology itself, where the experimental evaluation was performed on OpenCyc ontology and on the WordNet lexical database. We also developed a framework for acquiring semantic sensor descriptions with the help of mobile devices (contextual metadata of sensors such as

location and the surrounding environment) and a framework for the semantic enrichment of sensor descriptions and measurements. In addition, we have developed an approach to environmental data mining and applied it to a problem of mining data from a public bicycle system including environmental information on weather, bicycle-station location, time of the day and day of the week, and the number of bicycles at each hour at each station.

**Knowledge management** includes research and development by using methods and tools from a broader AI area in the real business settings. In 2012 we started three new FP7 projects. The aim of NRG4Cast (Energy Forecasting) is the development of real-time management, analytics and forecasting services for energy-distribution networks in urban/rural communities. MobiS (Personalized Mobility Services for energy efficiency and security through advanced Artificial Intelligence techniques) deals with a new concept and the solution of a federated, customized and intelligent mobility platform by applying novel Future Internet technologies and Artificial Intelligence methods that will monitor, model and manage the urban mobility complex network of people, objects, natural, social and business environment in real time. Mediamixer (Community set-up and networking for the remixing of online media fragments) is looking at the value and use of the fragmented media content. It will set up and sustain a community of video producers, hosters and redistributors who will be supported in the adoption of semantic multimedia technology in order to build a European market for media fragment re-purposing and re-selling.

The Artificial Intelligence Laboratory puts special emphasis on the **promotion of science**. We have successfully concluded the national project Youth Network of Research Values (SM-RIS) as a part of which we have organized a touring exhibition about female PhD graduates from the area of computer science in Slovenia. We have been organizing this exhibition since 2006, thereby promoting the role of women in science (<http://ScienceWithArt.ijs.si/>). We have successfully concluded the EU project GENDERA (Gender Debate in the European Research Area), contributing to the recommendations addressing gender equality in research organizations and a presentation for the promotion of gender equality in research organizations at the European Conference on Gender and Innovation ([http://videlectures.net/gender\\_innovation2012\\_stuttgart/](http://videlectures.net/gender_innovation2012_stuttgart/)). Our work within SIS-Catalyst (Children as Change Agents for Science in Society), a 7FP project in social sciences, was focused on the analysis of data regarding the participation of young people at scientific events, exhibitions, workshops and summer schools that specifically target the youth. Our activities on TransLectures (Transcription and Translation of Video Lectures), an EU 7FP project, where we collaborate with the Centre for Knowledge Transfer in Information Technologies (CT3) on the automated subtitling and translating of video recordings, were focused on the architectural adaptation of case studies (VideoLectures.NET and Matterhorn) and the platform integration, where we have made excellent progress, also in terms of intelligent interaction with the user. Together with CT3 we continued to use the videlectures.NET portal to promote artificial intelligence, the Institute, and Slovenian research in general. Our laboratory is also the main organizer and supporter of the annual national ACM Computer Science Competition for secondary-school students; this year, more than 300 students participated in the competition.

In 2012 we were very actively involved in submitting new project proposals, particularly within the 7th framework programme. Once again we were very successful in this, winning five new projects, and also being appointed as coordinators of two of them. We continue with our successful efforts to include Slovenian industry into the European research area; the list of 16 companies participating in EU projects has been extended by two. In total, we invited 8 Slovenian businesses to participate with us in the EU project proposals submitted in 2012.

## Some outstanding publications in the past year

1. Chazal, F., Škraba, P., Patel, A.: Computing well diagrams for vector fields on  $R^{\sup}n$ . Appl. math. lett. [Print ed.], 2012, vol. 25, no. 11, pp. 1725–1728
2. Tomašev, N., Radovanović, M., Mladenčić, D., Ivanović, M.: Hubness-based fuzzy measures for high-dimensional k-nearest neighbor classification. Int. j. mach. learn. cybern. (Print), 2012, pp. 14
3. Dali, L., Fortuna, B., Tran, T., Mladenčić, D.: Query-independent learning to rank for RDF entity search. Lect. notes comput. sci., 2012, INCS 7295, pp. 486–513
4. Fortuna, C., Grobelnik, M.: From sensors to real-time analytics. Elektrotehniški vestnik. [Slovenska tiskana izd.], 2012, vol. 79, no. 5, pp. 273–277.

---

**Blaž Fortuna had an invited talk at the AAI Workshop on Intelligent Techniques for Web Personalization and Recommendation systems**

---

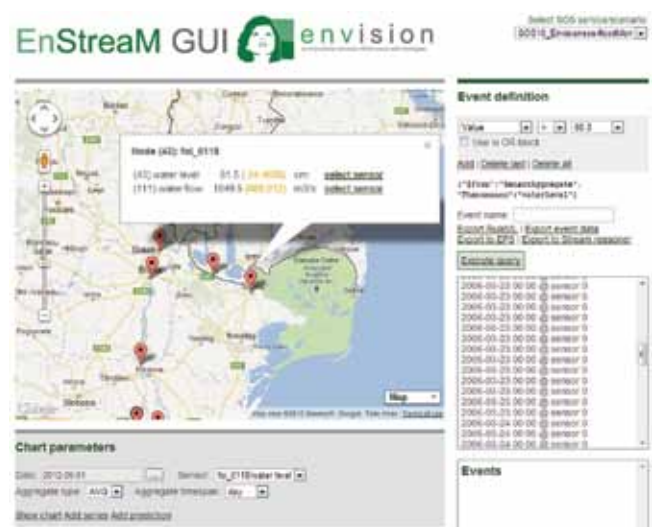


Figure 3: A system for the analysis of sensor data developed in the Envision project.

---

**Dunja Mladenčić had an invited lecture at the 4<sup>th</sup> International Conference on Information Technologies and Information society.**

---

- Škrbec, J., Grobelnik, M., Fortuna, B.: Exploring history through newspaper archives : presented at the extended semantic web conference, ESWC 2012, Heraklion, Crete, Greece, 27-30. 5. 2012

## Organization of conferences, congresses and meetings

- Project meeting 7. OP XLIKE, Bled, 18.-20. 1. 2012
- Project meeting 7. OP RENDER, Dubrovnik, Croatia, 4.-6. 7. 2012
- Conference on Data Mining and Data Warehouses 2012, Ljubljana, 8. 10. 2012
- Conference on 100 YEARS OF ALAN TURING AND 20 YEARS OF SLAIS, Ljubljana, 11. 10. 2012
- Project meeting 7. OP TOPOSYS, Ljubljana, 28.-31. 10. 2012
- Project hackatton 7. OP XLIKE, Ljubljana, 4.-7. 11. 2012
- Project meeting 7. OP NRG4Cast, Ljubljana, 13.-14. 12. 2012

## INTERNATIONAL PROJECTS

7. FP - PASCAL2: Pattern analysis, statistical modelling and computational learning 2  
European Commission  
Prof. Dunja Mladenić
7. FP - GENDERA: Gender debate in the European research area  
European Commission  
Prof. Dunja Mladenić
7. FP - ENVISION: Environmental services infrastructures with ontologies  
European Commission  
Prof. Dunja Mladenić
7. FP - MetaNET: Technologies for the multilingual European information society  
European Commission  
Marko Grobelnik
7. FP - RENDER: Reflecting knowledge diversity  
European Commission  
Prof. Dunja Mladenić
- FP - PlanetData  
European Commission  
Marko Grobelnik
- FP - ALERT: Active support and real-time coordination based on event processing in  
Open Source software development  
European Commission  
Prof. Dunja Mladenić
- FP - SiS CATALYST: Children as change agents for the future of science in society  
European Commission  
Prof. Dunja Mladenić
7. FP - transLectures: Transcription and translation of video lectures  
European Commission  
Prof. Dunja Mladenić
7. FP - LT-Web: Language technology in the web  
European Commission  
Prof. Dunja Mladenić
7. FP - MEDIAMIXER: Community set-up and networking for the remixing of online  
media fragments  
European Commission  
Marko Grobelnik
7. FP - MobiS: Personalized mobility services for energy efficiency and security through  
advanced artificial intelligence techniques  
European Commission  
Marko Grobelnik
7. FP - ESC: European security challenge  
European Commission  
Marko Grobelnik
7. FP - X-Like: Cross-lingual knowledge extraction  
European Commission  
Marko Grobelnik
7. FP - TOPOSYS: Topological complex system  
European Commission  
Dr. Primož Škraba
7. FP - Sophocles: Self-organised information processing, criticality and emergence in  
multilevel systems  
European Commission  
Marko Grobelnik
7. FP - NRG4CAST: Energy forecasting  
European Commission  
Maja Škrjanc, B. Sc.
- CIP - MultilingualWeb, advancing the multilingual web  
European Commission  
Marko Grobelnik

## RESEARCH PROGRAM

- Knowledge technologies  
Prof. Dunja Mladenić

## R & D GRANTS AND CONTRACTS

- Information-communication technologies and transformation of survey research in  
social sciences  
Marko Grobelnik
- Quality of service and quality of experience measurement and control system in  
multimedia communications environments  
Marko Grobelnik
- Co-authorship networks of Slovenian scholars: Theoretical analysis and visualization of  
user interface development  
Prof. Dunja Mladenić
- Slovene Research Atlas  
Prof. Dunja Mladenić
- Open communication platform for service integration  
Prof. Dunja Mladenić
- CC CLASS: Cloud Assisted Services  
Marko Grobelnik
- Communication in Slovenian language  
Dr. Simon Krek
- Topic detection and tracking  
Prof. Dunja Mladenić
- "SIM-RIS": Network of research values development in youth  
Prof. Dunja Mladenić
- Galit Shmueli, Indian School of Business, Hyderabad, India, 9.-13. 9. 2012
- Kimberly Sellers, Georgetown University, Washington, USA, 9.-13. 9. 2012
- Mark Jarecke, FOUR32C, New York, USA, 14.-20. 9. 2012
- Abe Hsuan, Irwin & Hsuan LLP, New York, USA, 14.-20. 9. 2012
- Bojana Dalbelo-Bašić, University of Zagreb, Zagreb, Croatia, 8. 10. 2012
- Jan Šnajder, University of Zagreb, Zagreb, Croatia, 8. 10. 2012
- Luisa Milič, Ideya Business and Marketing Consultancy, UK, 7.-12. 10. 2012
- Nataša Milič-Frayling, Microsoft Research Cambridge, Cambridge, UK, 7.-12. 10. 2012
- Stephen Muggleton, Imperial College London, London, UK, 7.-12. 10. 2012
- Viktor Jovanoski, Carvic, d.o.o., Ljubljana, Slovenia, 26. 10. 2012

## VISITORS FROM ABROAD

- Evan Sandhaus, New York Times, New York, USA, 13.-20. 1. 2012
- Swaran Lata, Department of Information Technology, Government of India, India,  
17.-21. 1. 2012
- Abe Hsuan, Irwin & Hsuan LLP, New York, USA, 18.-20. 1. 2012
- Michael Witbrock, Cycorp Europe, d.o.o., Ljubljana, Slovenia, 18.-20. 1. 2012
- Juanzi Li, Tsinghua University, Beijing, China, 17.-20. 1. 2012
- John Davies, British Telecom, London, UK, 14.-17. 2. 2012
- Abe Hsuan, Irwin & Hsuan LLP, New York, USA, 6.-13. 7. 2012
- Michael Witbrock, Cycorp Europe, d.o.o., Ljubljana, Slovenia, 6.-13. 7. 2012
- Rok Sosič, Stangord University, Palo Alto, USA, 2.-24. 8. 2012
- Galit Shmueli, Indian School of Business, Hyderabad, India, 9.-13. 9. 2012
- Kimberly Sellers, Georgetown University, Washington, USA, 9.-13. 9. 2012
- Mark Jarecke, FOUR32C, New York, USA, 14.-20. 9. 2012
- Abe Hsuan, Irwin & Hsuan LLP, New York, USA, 14.-20. 9. 2012
- Bojana Dalbelo-Bašić, University of Zagreb, Zagreb, Croatia, 8. 10. 2012
- Jan Šnajder, University of Zagreb, Zagreb, Croatia, 8. 10. 2012
- Luisa Milič, Ideya Business and Marketing Consultancy, UK, 7.-12. 10. 2012
- Nataša Milič-Frayling, Microsoft Research Cambridge, Cambridge, UK, 7.-12. 10. 2012
- Stephen Muggleton, Imperial College London, London, UK, 7.-12. 10. 2012
- Viktor Jovanoski, Carvic, d.o.o., Ljubljana, Slovenia, 26. 10. 2012



20. Mikael Vejdemo-Johansson, KTH Royal Institute of Technology, Computer Vision and Active Perception Lab, Stockholm, Sweden, 27.-31. 10. 2012
21. Robert Adler, Faculty of Electrical Engineering, Technion-Israel Institute of Technology, Haifa, Israel, 28.-30. 10. 2012
22. Herbert Edelsbrunner, Institute of Science and Technology Austria, Vienna, Austria, 28.-30. 10. 2012
23. Marian Mrozek, Institute of Computer Science, Jagiellonian University, Krakow, Poland, 28.-30. 10. 2012
24. Florian Pokorny, KTH Royal Institute of Technology, Computer Vision and Active Perception Lab, Stockholm, Sweden, 28.-31. 10. 2012
25. Jan Reininghaus, Institute of Science and Technology Austria, Vienna, Austria, 28.-30. 10. 2012
26. Calin Guet, Institute of Science and Technology Austria, Vienna, Austria, 28.-30. 10. 2012
27. Ulrich Bauer, Institute of Science and Technology Austria, Vienna, Austria, 28.-30. 10. 2012
28. Xavier Carreras, Universitat Politècnica de Catalunya, Barcelona, Spain, 4.-7. 11. 2012
29. Lluís Padro, Universitat Politècnica de Catalunya, Barcelona, Spain, 4.-7. 11. 2012
30. Esteban García Cuesta, ISOCO, Madrid, Spain, 4.-7. 11. 2012
31. Ivana Dobronić, University of Zagreb, Zagreb, Croatia, 4.-7. 11. 2012
32. Lei Zhang, Karlsruhe Institut für Technologie, Karlsruhe, Germany, 4.-7. 11. 2012
33. Abe Hsuan, Irwin & Hsuan LLP, New York, USA, 4.-7. 11. 2012
34. Aljoša Rehar, STA, Ljubljana, Slovenia, 4.-7. 11. 2012
35. Aleš Pečnik, STA, Ljubljana, Slovenia, 4.-7. 11. 2012
36. Peter Penko, STA, Ljubljana, Slovenia, 4.-7. 11. 2012
37. Fatima Galan, ISOCO, Madrid, Spain, 4.-7. 11. 2012
38. Colin de la Higuera, LINA, Nantes University, Nantes, France, 6.-9. 11. 2012
39. Ramesh Viswanathan, Siemens Corporate Research and Technologies, India, 6.-9. 11. 2012
40. Jorge Civera Saiz, Universidad Politécnica de Valencia, Valencia, Spain, 6.-9. 11. 2012
41. Solen Quiniou, LINA, Nantes University, Nantes, France, 6.-9. 11. 2012
42. Adelaide Ramassotto, CSI PIEMONTE, Torino, Italy, 12.-14. 12. 2012
43. Elio Costi, IREN, Iren, Italy, 12.-14. 12. 2012
44. George Markogiannakis, KAPE - CRES, Athens, Greece, 12.-14. 12. 2012
45. Irene Koronaki, NTUA, Athens, Greece, 12.-14. 12. 2012
46. Ivano Gauna, CSI PIEMONTE, Torino, Italy, 12.-14. 12. 2012
47. Kalaboukas Kostas, SINGULARLOGIC, Athens, Greece, 12.-14. 12. 2012
48. Martin Birkmeier, Forschungsinstitut fuer Rationalisierung, Aachen, Germany, 12.-14. 12. 2012
49. Matthias Deindl, Forschungsinstitut fuer Rationalisierung, Aachen, Germany, 12.-14. 12. 2012
50. Tatsiana Hubina, CSI PIEMONTE, Torino, Italy, 12.-14. 12. 2012
51. Theo Lutz, Forschungsinstitut fuer Rationalisierung, Aachen, Germany, 12.-14. 12. 2012
52. Andreas Pali, ENVIGENCE, Nova Gorica, Slovenija, 13.-14. 12. 2012
53. Dean Brezigar, ENVIGENCE, Nova Gorica, Slovenija, 13.-14. 12. 2012
54. Richard Stevens, ENVIGENCE, Nova Gorica, Slovenija, 13.-14. 12. 2012
55. Simon Mokorel, ENVIGENCE, Nova Gorica, Slovenija, 13.-14. 12. 2012

## STAFF

### Researchers

1. Dr. Damjan Bojadžiev
2. Asst. Prof. Branko Kavšek\*
3. Dr. Gregor Leban
4. **Prof. Dunja Mladenić, Head**
5. Asst. Prof. Iztok Savnik\*
6. John Stewart Shawe-Taylor, B. Sc.
7. Dr. Primož Škraba

### Postdoctoral associates

8. Dr. Blaž Fortuna
9. Dr. Simon Krek\*
10. Dr. Jurij Leskovec
11. Dr. Andrej Muhič\*
12. Dr. Inna Novalija
13. Dr. Joao Paulo Pita Da Costa

### Postgraduates

14. Luka Bradeško, B. Sc.
15. Dr. Janez Brank
16. Rayid Ghani, M. Sc.
17. Mitja Jermol, M. Sc.

18. Blaž Novak, B. Sc.
19. Jan Rupnik, B. Sc.
20. Janez Starc, B. Sc.
21. Tadej Štajner, B. Sc.
22. Mitja Trampuš, B. Sc.

### Technical officers

23. Mojca Mikac, B. Sc.
24. Matjaž Rihtar, B. Sc.
25. Jasna Škrbec, B. Sc.
26. Maja Škrjanc, B. Sc.
27. *Aleš Špetič, B. Sc., left 03.04.12*

### Technical and administrative staff

28. Dejan Govc
29. Marko Grobelnik
30. Klemen Kenda
31. Mojca Kregar Zavrl, B. Sc.
32. Mateja Zver, B. Sc.

Note:

\* part-time JSI member

## BIBLIOGRAPHY

### ORIGINAL SCIENTIFIC ARTICLE

1. Frédéric Chazal, Primož Škraba, Amit Patel, "Computing well diagrams for vector fields on  $R^n$ ", *Appl. math. lett.*, vol. 25, no. 11, pp. 1725-1728, 2012.
2. João Pita Costa, "Coset laws for categorical skew lattices", *Algebra univers. (Print. ed.)*, vol. 68, issue 1-2, pp. 75-89, 2012.
3. Lorand Dali, Blaž Fortuna, Thanh Tran, Dunja Mladenić, "Query-independent learning to rank for RDF entity search", In: The semantic web: research and applications: 9th Extended Semantic Web Conference, ESWC 2012, Heraklion, Crete, Greece, May 27-30, 2012: proceedings, *Lecture notes in computer science* 7295, pp. 486-513, 2012.
4. Carolina Fortuna, Marko Grobelnik, "From sensors to real-time analytics", *Elektrotehniški vestnik*, vol. 79, no. 5, pp. 273-277, 2012.
5. Michiel E. Hochstenbach, Andrej Muhič, Bor Plestenjak, "On linearizations of the quadratic two-parameter eigenvalue problem", *Linear algebra appl.*, vol. 436, iss. 8, pp. 2725-2743, 2012.
6. Nataša Logar Berginc, Simon Krek, "New Slovene corpora within the communication in Slovene project", *Pr. Filol.*, tom 63, pp. 197-207, 2012.

### PUBLISHED SCIENTIFIC CONFERENCE CONTRIBUTION

#### (INVITED LECTURE)

1. Carolina Fortuna, Marko Grobelnik, "The web of thing: tutorial description", In: *WWW 2012*, World Wide Web Conference, 16th - 20th April 2012, Lyon, France, New York, ACM, = Association for Computing Machinery, 2012, 2 pp.

### PUBLISHED SCIENTIFIC CONFERENCE CONTRIBUTION

1. Bojan Blažica, Daniel Vladušič, Dunja Mladenić, "Ubiquitous personalization of a smartphone, used as a universal controller", In: *LAMDA'12: proceedings of the Second International Workshop on Location Awareness for Mixed and Dual Reality In Conjunction with the International Conference on Intelligent User Interfaces IUI'12, February, 14th 2012, Lisbon, Portugal, Europe*, [S. l., s. n.], 2012, 2 pp.
2. Luka Bradeško, Dunja Mladenić, "A survey of chabot system through a Loebner prize competition", In: *Zbornik Osme konference Jezikovne tehnologije, 8. do 12. oktober 2012, [Ljubljana, Slovenia]: zbornik 15. mednarodne multikonference Informacijska družba - IS 2012, zvezek C: proceedings of the 15th International Multiconference Information Society - IS 2012, volume C*, (Informacijska družba), Tomaž Erjavec, ed.,

- Jerneja Žganec Gros, ed., Ljubljana, Institut Jožef Stefan, 2012, pp. 34-37.
3. Luka Bradeško, Alexandra Moraru, Blaž Fortuna, Carolina Fortuna, Dunja Mladenič, "A framework for acquiring semantic Sensor descriptions: (short paper)", In: *5th International Workshop on Semantic Sensor Networks (ISCN) in conjunction with the 11th International Semantic Web Conference, November 12, 2012, Boston, Massachusetts USA*, [S. l., s. n.], 2012, 6 pp..
  4. Kaja Dobrovoljc, Simon Krek, Jan Rupnik, "Skladenjski razčlenjevalnik za slovenščino", In: *Zbornik Osmе konference Jezikovne tehnologije, 8. do 12. oktobra 2012, [Ljubljana, Slovenija]: zbornik 15. mednarodne multikonference Informacijska družba - IS 2012, zvezek C: proceedings of the 15th International Multiconference Information Society - IS 2012, volume C*, (Informacijska družba), Tomaž Erjavec, ed., Jerneja Žganec Gros, ed., Ljubljana, Institut Jožef Stefan, 2012, pp. 42-47.
  5. Darja Fišer, Polona Gantar, Simon Krek, "Using explicitly and implicitly encoded semantic relations to map Slovene wordnet and Slovene lexical database", In: *LREC 2012: proceedings, 8th International Conference on Language Resources and Evaluation, 21-27 May 2012, Istanbul, Turkey, Istanbul, ELRA, 2012*, pp. 77-84.
  6. Carolina Fortuna, Marko Grobelnik, "From sensors to real-time analysis", In: *Telekomunikacije in zasebnost: zbornik referatov, (VITEL), Sedemindvajseta delavnica o telekomunikacijah, 14. in 15. junij 2012, Brdo pri Kranju, Nikolaj Simič, ed., Pavel Meše, ed., Tomi Mlinar, ed., Ljubljana, Elektrotehniška zveza Slovenije, [2012]*, pp. 88-91.
  7. Carolina Fortuna, Marko Grobelnik, "The web of things", In: *ESWC 12, 9th Extended Semantic Web Conference, May 27th - 31st, Heraklion, Crete, GR*, [S. l., s. n.], cop. 2012, 194 prosojnic.
  8. Carolina Fortuna, Matevž Vučnik, Blaž Fortuna, Klemen Kenda, Alexandra Moraru, Dunja Mladenič, "Towards building a global oracle: a physical mashup using artificial intelligence technology", In: *Pervasive 2012: workshops, June 18-22, 2012, Newcastle, UK, 10th International Conference on Pervasive Computing, [and] 16th International Symposium on Wearable Computing, June 18-22, 2012, Newcastle, UK*, [S. l., s. n.], 2012, 6 pp..
  9. Miha Grčar, Simon Krek, Kaja Dobrovoljc, "Obeliks: statistični oblikoskladenjski označevalnik in lematizator za slovenski jezik: statistical morphosyntactic tagger and lemmatizer for Slovene", In: *Zbornik Osmе konference Jezikovne tehnologije, 8. do 12. oktobra 2012, [Ljubljana, Slovenija]: zbornik 15. mednarodne multikonference Informacijska družba - IS 2012, zvezek C: proceedings of the 15th International Multiconference Information Society - IS 2012, volume C*, (Informacijska družba), Tomaž Erjavec, ed., Jerneja Žganec Gros, ed., Ljubljana, Institut Jožef Stefan, 2012, pp. 89-94.
  10. Iztok Kosem, Polona Gantar, Simon Krek, "Avtomatsko luščenje leksikalnih podatkov iz korpusa", In: *Zbornik Osmе konference Jezikovne tehnologije, 8. do 12. oktobra 2012, [Ljubljana, Slovenija]: zbornik 15. mednarodne multikonference Informacijska družba - IS 2012, zvezek C: proceedings of the 15th International Multiconference Information Society - IS 2012, volume C*, (Informacijska družba), Tomaž Erjavec, ed., Jerneja Žganec Gros, ed., Ljubljana, Institut Jožef Stefan, 2012, pp. 117-122.
  11. Dunja Mladenič, Marko Grobelnik, "Artificial intelligence handling text data", In: *Zbornik 15. mednarodne multikonference Informacijska družba - IS 2012, 8.-12. oktobra 2012, Ljubljana, Slovenija: zvezek A: volume A*, (Informacijska družba), Marko Bohanec, ed., Matjaž Gams, ed., Dunja Mladenič, ed., Marko Grobelnik, ed., Marjan Heričko, ed., Urban Kordeš, ed., Maja Smrdu, ed., Olga Markič, ed., Zvezdan Pirtošek, ed., Jadran Lenarčič, ed., Leon Žlajpah, ed., Andrej Gams, ed., Vladislav Rajkovič, ed., Tanja Urbančič, ed., Mojca Bernik, ed., Ljubljana, Institut Jožef Stefan, 2012, zv. A, pp. 15-18.
  12. Alexandra Moraru, Dunja Mladenič, "Complex event processing and data mining for smart cities", In: *Zbornik 15. mednarodne multikonference Informacijska družba - IS 2012, 8.-12. oktobra 2012, Ljubljana, Slovenija: zvezek A: volume A*, (Informacijska družba), Marko Bohanec, ed., Matjaž Gams, ed., Dunja Mladenič, ed., Marko Grobelnik, ed., Marjan Heričko, ed., Urban Kordeš, ed., Maja Smrdu, ed., Olga Markič, ed., Zvezdan Pirtošek, ed., Jadran Lenarčič, ed., Leon Žlajpah, ed., Andrej Gams, ed., Vladislav Rajkovič, ed., Tanja Urbančič, ed., Mojca Bernik, ed., Ljubljana, Institut Jožef Stefan, 2012, zv. A, pp. 185-188.
  13. Alexandra Moraru, Dunja Mladenič, "A framework for semantic enrichment of sensor data", In: *Proceedings of the ITI 2012, (CIT = Journal of computing and information technology), Vesna Lužar - Stiffler, ed., Iva Jarec, ed., Zoran Bekić, ed., Zagreb, University of Zagreb, University Computing Centre, cop. 2012, vol. 20, no. 3, pp. 167-173, 2012*.
  14. Andrej Muhič, Jan Rupnik, Primož Škraba, "Cross-lingual document similarity", In: *ITI 2012, (ITI ... (Tisak))*, 34th International Conference on Information Technology Interfaces, June 25-28, Cavtat, Dubrovnik, Croatia, Vesna Lužar - Stiffler, ed., Iva Jarec, ed., Zoran Bekić, ed., Zagreb, University of Zagreb, University Computing Centre, cop. 2012, pp. 387-392.
  15. Inna Novalija, Marko Grobelnik, "NARRATOR: system for report generation in natural language", In: *Zbornik 15. mednarodne multikonference Informacijska družba - IS 2012, 8.-12. oktobra 2012, Ljubljana, Slovenija: zvezek A: volume A*, (Informacijska družba), Marko Bohanec, ed., Matjaž Gams, ed., Dunja Mladenič, ed., Marko Grobelnik, ed., Marjan Heričko, ed., Urban Kordeš, ed., Maja Smrdu, ed., Olga Markič, ed., Zvezdan Pirtošek, ed., Jadran Lenarčič, ed., Leon Žlajpah, ed., Andrej Gams, ed., Vladislav Rajkovič, ed., Tanja Urbančič, ed., Mojca Bernik, ed., Ljubljana, Institut Jožef Stefan, 2012, zv. A, pp. 189-192.
  16. Peter Rogelj, Branko Kavšek, "Region based contouring variation measurement", In: *Proceedings of the 17th Computer Vision Winter Workshop, Mala Nedelja, Slovenia, February 1-3, 2012, Matej Kristan, ed., Luka Čehovin, ed., Rok Mandeljc, ed., Ljubljana, Slovenian Pattern Recognition Society, 2012*, pp. 174-181.
  17. Miro Romih, Simon Krek, "Termania - prosto dostopni spletni slovarski portal", In: *Zbornik Osmе konference Jezikovne tehnologije, 8. do 12. oktobra 2012, [Ljubljana, Slovenija]: zbornik 15. mednarodne multikonference Informacijska družba - IS 2012, zvezek C: proceedings of the 15th International Multiconference Information Society - IS 2012, volume C*, (Informacijska družba), Tomaž Erjavec, ed., Jerneja Žganec Gros, ed., Ljubljana, Institut Jožef Stefan, 2012, pp. 163-166.
  18. Jan Rupnik, Andrej Muhič, Primož Škraba, "Cross-lingual document retrieval through hub languages", In: *2012 Workshop book: NIPS 2012, Neural Information Processing Systems Workshop, December 7-8, 2012, Lake Tahoe, Nevada, US*, [S. l.], Neural Information Processing System Foundation, 2012, 5 pp..
  19. Jan Rupnik, Andrej Muhič, Primož Škraba, "Multilingual document retrieval through hub language", In: *Zbornik 15. mednarodne multikonference Informacijska družba - IS 2012, 8.-12. oktobra 2012, Ljubljana, Slovenija: zvezek A: volume A*, (Informacijska družba), Marko Bohanec, ed., Matjaž Gams, ed., Dunja Mladenič, ed., Marko Grobelnik, ed., Marjan Heričko, ed., Urban Kordeš, ed., Maja Smrdu, ed., Olga Markič, ed., Zvezdan Pirtošek, ed., Jadran Lenarčič, ed., Leon Žlajpah, ed., Andrej Gams, ed., Vladislav Rajkovič, ed., Tanja Urbančič, ed., Mojca Bernik, ed., Ljubljana, Institut Jožef Stefan, 2012, zv. A, pp. 201-204.
  20. Iztok Savnik, "Efficient subset and superset queries", In: *Databases and information systems: local proceedings, materials of doctoral consortium, Vilnius, Lithuania, July 8-11, 2012, Albertas Čaplinskas, ed., Vilnius, Žara, 2012*, pp. 45-57.
  21. Vin de Silva, Primož Škraba, Mikael Vejdemo-Johansson, "Topological analysis of recurrent systems", In: *2012 Workshop book: NIPS 2012, Neural Information Processing Systems Workshop, December 7-8, 2012, Lake Tahoe, Nevada, US*, [S. l.], Neural Information Processing System Foundation, 2012, 5 pp..
  22. Janez Starc, Blaž Fortuna, "Identifying good patterns for relation extraction", In: *Zbornik 15. mednarodne multikonference Informacijska družba - IS 2012, 8.-12. oktobra 2012, Ljubljana, Slovenija: zvezek A: volume A*, (Informacijska družba), Marko Bohanec, ed., Matjaž Gams, ed., Dunja Mladenič, ed., Marko Grobelnik, ed., Marjan Heričko, ed., Urban Kordeš, ed., Maja Smrdu, ed., Olga Markič, ed., Zvezdan Pirtošek, ed., Jadran Lenarčič, ed., Leon Žlajpah, ed., Andrej Gams, ed., Vladislav Rajkovič, ed., Tanja Urbančič, ed., Mojca Bernik, ed., Ljubljana, Institut Jožef Stefan, 2012, zv. A, pp. 205-208.
  23. Janez Starc, Blaž Fortuna, "Translating news to CyC using the XLE parser", In: *Zbornik Osmе konference Jezikovne tehnologije, 8. do 12. oktobra 2012, [Ljubljana, Slovenija]: zbornik 15. mednarodne multikonference Informacijska družba - IS 2012, zvezek C: proceedings of the 15th International Multiconference Information Society - IS 2012, volume C*, (Informacijska družba), Tomaž Erjavec, ed., Jerneja Žganec Gros, ed., Ljubljana, Institut Jožef Stefan, 2012, pp. 179-184.
  24. Luka Stopar, Blaž Fortuna, Marko Grobelnik, "NewsSearch: search and dynamic re-ranking over news corpora", In: *Zbornik 15. mednarodne multikonference Informacijska družba - IS 2012, 8.-12. oktobra 2012, Ljubljana, Slovenija: zvezek A: volume A*, (Informacijska družba), Marko Bohanec, ed., Matjaž Gams, ed., Dunja Mladenič, ed., Marko Grobelnik, ed., Marjan Heričko, ed., Urban Kordeš, ed., Maja Smrdu, ed., Olga Markič, ed., Zvezdan Pirtošek, ed., Jadran Lenarčič, ed., Leon Žlajpah, ed., Andrej Gams, ed., Vladislav Rajkovič, ed., Tanja Urbančič, ed., Mojca Bernik, ed., Ljubljana, Institut Jožef Stefan, 2012, zv. A, pp. 209-212.



25. Luka Stopar, Gregor Leban, "Searching for information in software development projects using the alert system", In: *Zbornik 15. mednarodne multikonference Informacijska družba - IS 2012, 8.-12. oktober 2012, Ljubljana, Slovenia: zvezek A: volume A*, (Informacijska družba), Marko Bohanec, ed., Matjaž Gams, ed., Dunja Mladenič, ed., Marko Grobelnik, ed., Marjan Heričko, ed., Urban Kordeš, ed., Maja Smrdu, ed., Olga Markič, ed., Zvezdan Pirtošek, ed., Jadran Lenarčič, ed., Leon Žlajpah, ed., Andrej Gams, ed., Vladislav Rajkovič, ed., Tanja Urbančič, ed., Mojca Bernik, ed., Ljubljana, Institut Jožef Stefan, 2012, zv. A, pp. 213-216.
26. Primož Škraba, Mikael Vejdemo-Johansson, "Parallel & scalable zig-zag persistent homology", In: *2012 Workshop book: NIPS 2012, Neural Information Processing Systems Workshop, December 7-8, 2012, Lake Tahoe, Nevada, US*, [S. l.], Neural Information Processing System Foundation, 2012, 5 pp..
27. Tadej Štajner, Tomaž Erjavec, Simon Krek, "Razpoznavanje imenskih entitet v slovenskem jeziku", In: *Zbornik Osme konference Jezikovne tehnologije, 8. do 12. oktober 2012, [Ljubljana, Slovenia]: zbornik 15. mednarodne multikonference Informacijska družba - IS 2012, zvezek C: proceedings of the 15th International Multiconference Information Society - IS 2012, volume C*, (Informacijska družba), Tomaž Erjavec, ed., Jerneja Žganec Gros, ed., Ljubljana, Institut Jožef Stefan, 2012, pp. 191-196.
28. Tadej Štajner, Dunja Mladenič, "Cross-lingual named entity extraction and disambiguation", In: *Zbornik, 4. študentska konferenca Mednarodne podiplomske šole Jožefa Stefana = 4th Jožef Stefan International Postgraduate School Students Conference, 25. maj 2012, Ljubljana, Slovenija, Dejan Petelin, ed., Aleš Tavčar, ed., Boštjan Kaluža, ed., Ljubljana, Mednarodna podiplomska šola Jožefa Stefana, 2012, pp. 176-181.*
29. Tadej Štajner, Inna Novalija, "Diversity through social media", In: *Common value management, 1st International Workshop on Common Value Management CVM2012, and the Extended Semantic Web Conference 2012 (ESWC2012), May 27-31, 2012, Heraklion, Greece, Dieter Fensel, ed., Holger Kett, ed., Marko Grobelnik, ed., Stuttgart, Fraunhofer Verlag, 2012, pp. 27-37.*
30. Tadej Štajner, Inna Novalija, Dunja Mladenič, "Informal sentiment analysis in multiple domains for English and Spanish", In: *Zbornik 15. mednarodne multikonference Informacijska družba - IS 2012, 8.-12. oktober 2012, Ljubljana, Slovenia: zvezek A: volume A*, (Informacijska družba), Marko Bohanec, ed., Matjaž Gams, ed., Dunja Mladenič, ed., Marko Grobelnik, ed., Marjan Heričko, ed., Urban Kordeš, ed., Maja Smrdu, ed., Olga Markič, ed., Zvezdan Pirtošek, ed., Jadran Lenarčič, ed., Leon Žlajpah, ed., Andrej Gams, ed., Vladislav Rajkovič, ed., Tanja Urbančič, ed., Mojca Bernik, ed., Ljubljana, Institut Jožef Stefan, 2012, zv. A, pp. 217-220.
31. Mitja Trampuš, Blaž Novak, "Internals of an aggregated web news feed", In: *Zbornik 15. mednarodne multikonference Informacijska družba - IS 2012, 8.-12. oktober 2012, Ljubljana, Slovenia: zvezek A: volume A*, (Informacijska družba), Marko Bohanec, ed., Matjaž Gams, ed., Dunja Mladenič, ed., Marko Grobelnik, ed., Marjan Heričko, ed., Urban Kordeš, ed., Maja Smrdu, ed., Olga Markič, ed., Zvezdan Pirtošek, ed., Jadran Lenarčič, ed., Leon Žlajpah, ed., Andrej Gams, ed., Vladislav Rajkovič, ed., Tanja Urbančič, ed., Mojca Bernik, ed., Ljubljana, Institut Jožef Stefan, 2012, pp. 221-224.
32. Jelko Urbančič, Mitja Trampuš, "Putka: A web application in support of computer programming education", In: *Selected papers of the International Conference joint with the XXIV. International Olympiad in Informatics: Montichiari, Italy, September 23-30, 2012*, (Olympiads in informatics, Vol. 6, 2012), Vilnius, Institute of Mathematics and Informatics, 2012, vol. 6, pp. 205-211, 2012.

## INDEPENDENT SCIENTIFIC COMPONENT PART OR A CHAPTER IN A MONOGRAPH

1. Mitja Trampuš, Sinan Sen, Marko Grobelnik, "Visualisation of online discussion forums", In: *Empowering open and collaborative governance: technologies and methods for online citizen engagement in public policy making*, Yannis Charalabidis, ed., Sotirios Koussouris, ed., Heidelberg [et al.], Springer, cop. 2012, pp. 157-179.

## SCIENTIFIC MONOGRAPH

1. Nataša Logar Berginc *et al.* (6 authors), *Korpusi slovenskega jezika Gigafida, KRES, ccGigafida in ccKRES: gradnja, vsebina, uporaba*, (Zbirka Sporazumevanje), 1. izd., Ljubljana, Trojina, zavod za uporabno slovenistiko, Fakulteta za družbene vede, 2012.

## MENTORING

1. Janez Brank, *Machine learning on large class hierarchies by transformation into multiple binary problems*: doctoral dissertation, Ljubljana, 2012 (mentor Ivan Bratko; co-mentor Dunja Mladenič).
2. João Paulo Pita da Costa, *On the coset structure of skew lattices*: doctoral dissertation, Ljubljana, 2012 (mentor Karin Cvetko-Vah).



# LABORATORY FOR OPEN SYSTEMS AND NETWORKS

E-5

*The main activities of the laboratory are the R&D of next-generation networks, telecommunications technologies, components and integrated systems and information-society services and applications, especially those that ensure an efficient and pervasive life-long learning concept.*

In 2012, the research group implemented the research program “Future Internet Technologies: concepts, architectures, services and socio-economic issues”. Research was also carried out in the EU 7FP projects “P2P-Next” and “UNITE”, the eContentplus “OpenScout” project, the “STORK 2.0” project from the CIP programme, the “SELPRAF” project from the Leonardo da Vinci programme, the “Twin Tide” project from the COST programme, and in a few national projects. The main fields of activity were technologies and services in advanced next-generation networks, security and privacy in information systems, and technology-enhanced learning. Members of the laboratory are also teaching at the undergraduate and graduate levels at the University of Ljubljana, the University of Maribor, the Jožef Stefan International Postgraduate School, and the DOBA Faculty. In 2012 they were mentors or co-mentors at one doctoral thesis, two master theses, and one diploma thesis.

## Concepts, architectures, technologies and services in the future internet

Research and development of an open-source, efficient, trusted, personalized, user-centric and participatory television and media delivery system with social and collaborative connotations using the emerging Peer-to-Peer (P2P) paradigm is part of the “Next Generation Peer-to-Peer Content Delivery Platform (P2P-Next)” project. The research takes into account the existing EU legal framework and is oriented towards the development of a next-generation P2P content-delivery platform by taking into account the heterogeneous and demanding environments and the demands for a low-cost delivery of professional and user-created content. In 2012 the laboratory’s contribution to the project was focused on the finalization and fine tuning of the JSI/RTV Living Lab services, a comparison of the Living Lab live video streaming with the current RTV Octoshape service, and secure access control – Enhanced Closed Swarm protocol (ECS) – in P2P systems. The laboratory has joined PlanetLab, a global research network that supports the development of new network services. The ECS protocol has been successfully tested in the PlanetLab network. The ECS protocol has been extended to work with the Peer-to-Peer Streaming Peer Protocol and submitted to IETF as an internet draft with the intention to fulfil some of the IETF Peer-to-Peer Streaming Protocol charter security requirements.

Another project in the area of the Future Internet is the “Upgrading ICT excellence by strengthening the cooperation between research teams in an enlarged Europe (UNITE)” project. The main goals of the project are the organization of researchers and PhD students exchange between EU research, academic and industrial organizations, the organization of targeted workshops, such as doctoral symposiums, across an enlarged Europe to build up synergies and support networking and collaboration, and the creation of virtual communities for the institutions involved in the research on the Future Internet.

Under the Infrastructure program in research organizations we have upgraded a **video-conferencing centre**. The video-conferencing centre provides the Jožef Stefan Institute with some support services that allow better communication between members of the research programs, especially in the programmes that are multi-disciplinary and the merging of multiple, geographically distributed institutions. The video-conferencing centre provides support of the Simple online communications and Advanced online communications services, which allow participants a direct view and cooperation in the distance across Europe and around the world, but their use depends on the purpose and complexity of the event. Several international video-conferencing events were organized in 2012.

## Technology-enhanced learning

The laboratory has years of experience in the development of systems, services and portals for the exchange and provision of open learning material. In the “Skill-based scouting of open user-generated and community-improved content for management education and training (OpenScout)” project we have, in collaboration with other partners, successfully connected different sources of open content for management education and training. The open content is available where users and institutions can easily find, access, use, and exchange open content for management education and training. Students, professionals in SMEs or large enterprises as well as teachers or course designers can easily search at learn.openscout.net for open management content that fits their specific



Head:

**Prof. Borka Jerman Blažič**

needs. The OpenScout portal (<http://learn.openscout.net>) provides users with an interface to start a keyword-based search, filter search results, include competence search criteria, or add social metadata like tags, comments or ratings. Additionally, the user is presented with recommended tools for working with a selected resource. The OpenScout community enables registered users to participate in discussions and special interest groups, communicate with other community members, participate in virtual and face-to-face events, and expand their social networks.

The general aim of the Leonardo da Vinci “Self-employment with e-learning based Practise Firms” (SELPRAF) project is to encourage people’s interest in entrepreneurship through an innovative SELPRAF Training Programme for the acquisition of the four key competences and, on the other hand, to enable the inclusion of the unemployed in practice firms and to encourage self-employment. Although self-employment has been an alternative option for quite a long time, the unemployed, due to a lack of self-confidence, competence and consequently the fear of

failure, only rarely decide for this option. A more stimulating environment and stronger interest for entrepreneurship are the goals we can achieve already in the medium-term perspective with the innovative training model, based on knowledge and the transfer of practical experience. In 2012 we intensively worked on the development of interactive e-learning content, which is the basis of SELPRAF Training program. We have already chosen 100 participants for training, which will start in March 2013. With the participation in the SELPRAF training program unemployed people will gain additional knowledge and skills that they can later use in the workplace or to allow them easier access to the labour market.

The main objective of the COST project “Towards the Integration of Transectorial IT Design and Evaluation (TwinTide)” is to harmonize and integrate research findings and achievements with practice during the process of designing and evaluating information technologies across various sectors and disciplines. In November 2012 we co-organized in Bled an international TwinTide autumn training school TUTOREM for PhD students from the HCI field. The overarching goal of TUTOREM was to improve the participants’ understanding of significant research methods commonly or increasingly used in the field of HCI. Such an enhanced understanding will enable them to select and combine the appropriate research methods for

their specific HCI projects and to contextualise them without unintended impacts on validity. The TUTOREM School was attended by 43 PhD students and 8 professors.

In 2012 we also started with two bilateral scientific cooperation projects: the first one with the Republic of Cyprus in the field of creative information spaces for problem-based learning and the second one with the Republic of Serbia within the scope of applications of workflow management technology in e-learning systems. The first results of the joint research have already been published in two international conferences. In cooperation with Lisbon University, which was carried out in the frame of the UNITE project, an analysis of business games suitable for e-learning and education was prepared. The analysis was published in an international journal.

### Security, dependability and privacy in information systems

The provision of security and privacy services is crucial for the modern information society. In 2012 our activities in this field were focused on R&D in security mechanisms and services for advanced systems and networks, such as pervasive systems, P2P networks, next-generation internet systems and networks, etc., e-identity-based services, trust and reputation management, and cloud-computing security. The problems were approached in a multidisciplinary way. The first area of the research was trust and reputation management in online and social software systems. Trust and reputation of open social platforms have been systematically reviewed through General System Theory and case-study research in an article “A Holistic Approach for Designing Human-Centric Trust Systems” in the Springer journal “Systemic Practice and Action Research” with an SSCI impact factor. Systemic properties lacking in current systems have also been determined and the incorporation of social factors into design-guidelines of trust systems proposed. The organismic properties of human-centric e-commerce systems have been studied in an article “Trust as an Organismic Trait of E-Commerce Systems”, published in Springer Lecture Notes, enabling a novel view of analysing trust-related design-issues, and to give notice of the possible consequences from a systemic ignorance of these issues in e-commerce systems. “Trust Transitivity and Conditional Belief Reasoning”, a co-authored article in Springer Lecture Notes, proposed a novel interpretation of trust transitivity and a new mathematical model of conditional trust transitivity based on the framework of subjective logic. The second area of research was related to authorization and access control in P2P networks. An IETF internet draft was prepared and submitted for standardisation, based on previous work on an Enhanced Closed Swarm protocol developed in the P2P-Next project.



Figure 1: OpenScout portal

The protocol was extended to support Peer-to-Peer Streaming IETF charter Peer protocol and its communication security additionally enhanced. In its essence the protocol merges authentication, data integrity, confidentiality, and access-control services under unified specification, extending and simplifying the current solutions like IETF Datagram TLS (DTLS).

The goal of a large “Secure identity across borders linked 2.0 (STORK 2.0)” project with 58 partners from 19 European countries is to enable e-identity-based services across borders in the fields of e-education, e-banking, public services for business, and e-health. The project that started in 2012 will demonstrate interoperable services in real-life settings and validate common specifications, standards and building blocks, exploring scenarios to address challenging legal and governance issues (across borders, application domains and different sectors) decisively pushing the lines for the wider uptake of eID in Europe. Our initial activities included a detailed scenarios definition and the preparation of a functional specification of the common infrastructure on a European level. The laboratory will participate in the implementation and piloting of the e-education services, in particular virtual learning environment, anonymous electronic service, and job-selection service.

Electronic identity related research activities were also part of the “Cloud assisted services (GLASS)” project. The centre connects a number of Slovenian companies, universities and research institutions with an aim to develop services and products in the area of cloud computing. A result of our activities in 2012 is a security component for OpenStack that solves several security problems present during the installation and running of the OpenStack platform. The solution enables the easy installation of the Object Storage (swift) and authentication and authorization (Keystone) components, and provides a secure connection between Swift and Keystone.

In the area of security-related research activities we also continued with research on security economics, where we analyse the assessment of the appropriate investment that is economically affordable and provides enough protection for the enterprise information systems. The result, i.e., an updated approach for the quantification of the necessary investment and a recommendation for a standard approach to security-information investment assessment, was published in a scientific journal “Information Processing and Management” with an SCI impact factor in the first half of the journals in informatics and management field, and in two other scientific journals.

Members of the laboratory are often invited to participate in doctoral thesis evaluation boards at foreign universities. In 2012 they were involved in the evaluation of two of these from the area of information security at the Polytechnic University of Catalonia.



Figure 2: TUTOREM school for Ph.D. students

## Some outstanding publications in the past three years

1. Bojanc, R., Jerman-Blažič, B., Tekavčič, M.: Managing the investment in information security technology by use of a quantitative modeling. *Inf. process. manage.*, 2012, vol. 48, no. 6, pp. 1031–1052
2. Mihajlov, M., Jerman-Blažič, B.: On designing usable and secure recognition-based graphical authentication mechanisms. *Interact. comput.* [Print ed.], 2011, vol. 23, no. 6, pp. 582–593
3. Dinevski, D., Poli, A., Krajnc, I., Šušteršič, O., Arh, T.: E-health integration and interoperability based on open-source information technology. *Wien. klin. Wochenschr., Suppl.*, 2010, vol. 122, suppl. 2, pp. 3–10

## Organization of conferences, congresses and meetings

1. Organisation of International school on HCI TUTOREM, 6.–9. 11. 2012, Bled, Slovenia
2. Organisation of even in frame of Bilateral cooperation, Faculty of Machinery, University of Ljubljana, Faculty of Machinery University of Niš and Laboratory for Open Systems and Networks Jožef Stefan Institute, 25. 10. 2012

## INTERNATIONAL PROJECTS

- |   |   |
|---|---|
| <ol style="list-style-type: none"> <li>1. 7-FP - P2P-Next: Next generation peer-to-peer content delivery platform<br/>European Commission<br/>Dr. Dušan Gabrijelčič</li> <li>2. 7-FP - UNITE: Upgrading ICT excellence by strengthening cooperation between research teams in an enlarged Europe<br/>European Commission<br/>Prof. Borka Džonova Jerman Blažič</li> </ol> | <ol style="list-style-type: none"> <li>3. eContentplus: OpenScout - Skill based scouting of open user-generated and community-improved content for management education and training<br/>European Commission<br/>Asst. Prof. Tomaž Klobučar</li> <li>4. STORK 2.0: Secure identity across borders Linked 2.0<br/>European Commission<br/>Prof. Borka Džonova Jerman Blažič</li> </ol> |
|---|---|



5. COST IC0904: Towards the integration of trans-sectorial IT design and evaluation  
COST Office  
Matija Pipan, M. Sc.
6. Creative multimodal information spaces for problem-based learning  
Slovenian Research Agency  
Asst. Prof. Tanja Arh
7. Application of workflow management technology in e-learning systems  
Slovenian Research Agency  
Asst. Prof. Tanja Arh

## RESEARCH PROGRAM

1. Future internet technologies: concepts, architectures, services and socio-economic issues  
Prof. Borka Džonova Jerman Blažič

## R & D GRANTS AND CONTRACTS

1. Security and trust in the new generation of P2P networks  
Prof. Borka Džonova Jerman Blažič
2. Future internet collaboration platform  
Prof. Borka Džonova Jerman Blažič
3. Cloud assisted services: CC CLASS  
Prof. Borka Džonova Jerman Blažič
4. LdV - SELPRAF: Self-employment with e-learning based practise firms  
Asst. Prof. Tanja Arh

## NEW CONTRACT

1. Co-funding of future internet collaboration platform  
B2, d. o. o.  
Prof. Borka Džonova Jerman Blažič

## VISITORS FROM ABROAD

1. Dr. Andri Ioannou, Prof. Panayiotis Zaphiris, Christina Vasiliou, Cyprus University of Technology, CUT, Limassol, Cyprus, 17.-20. 10. 2012
2. Prof. Miroslav Trajanović, Prof. Miodrag Manić, Prof. Miroslav Radovanović, Dr. Nikola Korunović, Dušan Petković, Dr. Miloš Stojković, Asst. Prof. Dragan Mišić, Milan Zdravković, Faculty of Machinery University of Niš, Niš, Serbia, 25.-26. 10. 2012

## STAFF

### Researchers

1. **Prof. Borka Džonova Jerman Blažič, Head**
2. Asst. Prof. Tomaž Klobučar

### Postdoctorial associates

3. Dr. Tanja Arh
4. Dr. Dušan Gabrijelčič

### Postgraduates

5. Tanja Ažderska, B. Sc.
6. Andrej Jerman Blažič, M. Sc.

7. Vladimir Jovanovikj, B. Sc.
8. Maks Mržek, B. Sc.
9. Matija Pipan, M. Sc.
10. Svetlana Sapelova, B. Sc.

### Technical officers

11. *Primož Čigoj, B. Sc., left 19.09.12*

### Technical and administrative staff

12. Tatjana Martun, B. Sc.

## BIBLIOGRAPHY

### ORIGINAL SCIENTIFIC ARTICLE

1. Tanja Arh, Borka Jerman-Blažič, Vlado Dimovski, "The impact of technology-enhanced organisational learning on business performance: an empirical study", *J. East Eur. manag. stud.*, vol. 17, no. 3, pp. 369-383, 2012.
2. Tanja Ažderska, Borka Jerman-Blažič, "A holistic approach for designing human-centric trust systems", *Syst. pract. action res. (Dordr., Online)*, 2012.
3. Tanja Ažderska, Borka Jerman-Blažič, "Trust as an organismic trait of e-commerce systems", In: Multidisciplinary research and practice for informations systems: proceedings, IFIP Wg 8.4, 8.9, Tc 5 International Cross Domain Conference and Workshop on Availability, Reliability, and Security, CD-ares 2012, Prague, Czech Republic, *Lecture notes in computer science* 7465, pp. 161-175, 2012.
4. Rok Bojanc, Borka Jerman-Blažič, "Quantitative model for economic analyses of information security investment in an enterprise information system", *Organizacija (Kranj)*, vol. 45, no. 6, pp. 276-288, 2012.
5. Rok Bojanc, Borka Jerman-Blažič, Metka Tekavčič, "Managing the investment in information security technology by use of a quantitative modeling", *Inf. process. manage.*, vol. 48, no. 6, pp. 1031-1052, 2012.
6. Rok Bojanc, Barbara Mõrec, Metka Tekavčič, Borka Jerman-Blažič, "Model določitve optimalnega obsega vlaganj v informacijsko varnost", *IB rev. (Ljubl., Tisk. izd.)*, vol. 46, no. 3/4, pp. 53-61, 2012.
7. Andrej Jerman Blažič, Claudia Ribeiro, João Fernandes, João Pereira, Tanja Arh, "Analysing the required properties of business simulation

games to be used in e-learning and education", *Intell. inf. manag. (Print)*, vol. 4, no. 6, pp. 348-356, 2012.

### PUBLISHED SCIENTIFIC CONFERENCE CONTRIBUTION

1. Tanja Arh, Borka Jerman-Blažič, "E-learning in practice: an empirical study of the impact of Web 2.0 technologies and e-learning on companies' business performance", In: *ICELW 2012: Proceedings of the Fifth International Conference on E-Learning in the Workplace, June 13-15, 2012, New York, USA*, David Guralnick, ed., [S. l., s. n.], 2012, 5 pp.
2. Tanja Arh, Marko Šetinc, "Spodbujanje samozaposlovanja s pomočjo e-učnih podjetij - primer Slovenije in Hrvaške", In: *Kakovost, inovativnost, prihodnost: zbornik 31. mednarodne konference o razvoju organizacijskih znanosti: proceedings of the 31st International Conference on Organizational Science Development*, 31. mednarodna konferenca o razvoju organizacijskih znanosti, 21.-23. 3. 2012, Portorož, Slovenija = 31st International Conference on Organizational Science Development, March 21st-23rd, 2012, Portorož, Slovenia, Marko Ferjan, ed., Mirjana Kljajić Borštnar, ed., Miha Marič, ed., Andreja Pucihar, ed., Kranj, Moderna organizacija, 2012, pp. 17-24.
3. Tanja Ažderska, "Co-evolving trust mechanisms for catering user behavior", In: *Trust management VI: proceedings*, (IFIP advances in information and communication technology, 374), Theo Dimitrakos, ed., Heidelberg [etc.], Springer, cop. 2012, pp. 1-16.
4. Tanja Ažderska, Borka Jerman-Blažič, "Developing trust and reputation taxonomy for a dynamic network environment", In: *ICONS 2012, The Seventh International Conference on Systems*, February 29 -

- March 5, 2012, Saint Gilles, Reunion Island, Hermann Kaindl, ed., [S. l.], IARIA, 2012, pp. 109-114.
5. Primož Cigoj, "Security aspects of OpenStack", In: *Zbornik enaindvajsete mednarodne Elektrotehniške in računalniške konference ERK 2012, 17.-19. september 2012, Portorož, Slovenija*, (Zbornik ... Elektrotehniške in računalniške konference ERK ...), Baldomir Zajc, ed., Andrej Trost, ed., Ljubljana, IEEE Region 8, Slovenska sekcija IEEE, 2012, zv. B, pp. 51-54.
  6. Primož Cigoj, Tomaž Klobučar, "Cloud security and OpenStack", In: *Conference information, message from editors, contributed papers*, Roman Trobec, ed., Ljubljana, Fakulteta za gradbeništvo in geodezijo, Komisija za informatiko, knjižničarstvo in založništvo, 2012, pp. 20-27.
  7. Blaž Ivanc, Tomaž Klobučar, "Critical infrastructure attack modeling", In: *Zbornik enaindvajsete mednarodne Elektrotehniške in računalniške konference ERK 2012, 17.-19. september 2012, Portorož, Slovenija*, (Zbornik ... Elektrotehniške in računalniške konference ERK ...), Baldomir Zajc, ed., Andrej Trost, ed., Ljubljana, IEEE Region 8, Slovenska sekcija IEEE, 2012, zv. B, pp. 55-58.
  8. Audun Jøsang, Tanja Ažderska, Stephen Marsh, "Trust transitivity and conditional belief reasoning", In: *Trust management VI: proceedings*, (IFIP advances in information and communication technology, 374), Theo Dimitrakos, ed., Heidelberg [etc.], Springer, cop. 2012, pp. 68-83.
  9. Vladimir Jovanovikj, "Towards a novel security model for development of security policies", In: *Proceedings, UNITE 2nd Doctoral Symposium: R & D in Future Internet and Enterprise Interoperability*, 11-12 October 2012, Sofia, Bulgaria, Ricardo Jardim-Gonçalves, ed., Kamelia Stefanova, ed., Sofia, Avangard Prima, 2012, pp. 35-39.
  10. Martin Mihajlov, Borka Jerman-Blažič, "Improving the security and usability properties of a graphical authentication system", In: *IST-Africa 2012 conference proceedings and exhibition: 9-12 May 2012, Dar es Salaam, Tanzania*, Paul Cunningham, ed., Miriam Cunningham, ed., Dublin, IIMC, = International Information Management Corporation, 2012, 8 pp.
  11. Matija Pipan, Borka Jerman-Blažič, "Systematic usability and user experience evaluation as a basis for the redesign of an e-learning platform", In: *ICELW 2012: Proceedings of the Fifth International Conference on E-Learning in the Workplace, June 13-15, 2012, New York, USA*, David Guralnick, ed., [S. l., s. n.], 2012, 5 pp.
  12. Matija Pipan, Tomaž Klobučar, Dušan Gabrijelčič, "Platforma za sodelovanje v bodočem internetu", In: *Kakovost, inovativnost, prihodnost: zbornik 31. mednarodne konference o razvoju organizacijskih znanosti: proceedings of the 31st International Conference on Organizational Science Development*, 31. mednarodna konferenca o razvoju organizacijskih znanosti, 21.-23. 3. 2012, Portorož, Slovenija = 31st International Conference on Organizational Science Development, March 21st-23rd, 2012, Portorož, Slovenia, Marko Ferjan, ed., Mirjana Kljajić Borštnar, ed., Miha Marič, ed., Andreja Pucihar, ed., Kranj, Moderna organizacija, 2012, pp. 929-936.
  13. Matija Pipan, Tomaž Klobučar, Miroslav Trajanović, "Multi service collaboration platform", In: *Proceedings, eLearning 2012, The Third International Conference on e-Learning, Belgrade, September 27-28, 2012*, Danijela Milošević, ed., Belgrade, Metropolitan University, 2012, pp. 54-59.
  14. Bojan Srđević, Matija Pipan, Zorica Srđević, Tanja Arh, "AHP supported evaluation of LMS quality", In: *Proceedings of International Workshop on the Interplay between experience Evaluation and Software Development, (I-UxSED 2012)*, [and NordiCHI 2012, Copenhagen, Denmark], Effie Lai-Chong Law, ed., [S. l., s. n.], 2012, pp. 52-57.

## INDEPENDENT SCIENTIFIC COMPONENT PART OR A CHAPTER IN A MONOGRAPH

1. Dejan Dinevski, Tanja Arh, "Web 2.0 technologies for e-learning", In: *Global e-learning*, Ana Landeta Etxeberria, ed., [Madrid], CEF, [2012], pp. 175-184.

## MENTORING

1. Jure Peljhan, *Potential of information technology and their impact on the efficiency and effectiveness of business operation*: doctoral dissertation, Ljubljana, 2012 (mentor Metka Tekavčič; co-mentor Borka Jerman Blažič).
2. Gorazd Babič, *Server virtualization and its influence on the effectiveness of the information system: an example of the spa enterprise*: master's thesis, Ljubljana, 2012 (mentor Borka Jerman Blažič).
3. Mihael Kalita, *A usability study of Slovenian governmental web pages and recommendations for further development*: master's thesis, Ljubljana, 2012 (mentor Borka Jerman Blažič).



# DEPARTMENT OF COMMUNICATION SYSTEMS

## E-6

*The core activities of the Department of Communication Systems comprise the research, development and design of next-generation telecommunication networks, technologies and services; wireless communication, embedded and sensor systems; and new procedures and algorithms for parallel and distributed computing. Within these activities our research work includes the development of the methods and software tools for modelling, simulation, analysis and synthesis of communication systems, computer simulations supporting biomedical procedures and specialised equipment and procedures for advanced bio-signal processing and interpretation.*

Research and development activities at the department are carried out in the framework of the *Communication Technology Laboratory (CTL)*, the *Parallel and Distributed Systems Laboratory (PDSL)* and the *Networked Embedded Systems Laboratory (NESL)*. The research work of the three laboratories is complementary, which is reflected in the joint applied projects.

In 2012 the research activities within the **Communication Technology Laboratory** were concentrated on different challenges associated with the access-segment technologies enabling the end-users to access new multimedia services and applications. As part of the multi-year telecommunication-systems research programme the emphasis was on research in the areas of: radio propagation, access architectures for heterogeneous wireless networks, management of radio and network resources and cognitive communications.

The investigation of the radio-signal propagation was focused on two main topics. The first topic concerns the research of the radio-signal propagation in special environments, such as long road and railway tunnels, used for emergency situations. The emphasis was on the radio-signal propagation in typical frequency bands for voice communication systems (400 MHz), high-speed data communication systems (2.4 GHz and 3.5 GHz) and low-data-rate wireless sensor networks (868 MHz and 2.4 GHz). The second topic, researched in cooperation with Mobitel, d. d. and Telekom Slovenije, d. d., concerns the development, implementation and testing of the software modules for the radiowave-propagation modelling in mobile-communications systems for rural and urban environments including statistical channel models as well channel models based on ray tracing and its integration into the open-source geographic information system (GIS).

A research into efficient acceleration techniques for radio ray-tracing using massively parallel hardware has been started. An optimization method applicable to a wider set of problems solved by SIMD processors was proposed.

In collaboration with Telekom Slovenije we conducted a computer simulation-based performance evaluation of the introduction of new services in their network. For this purpose we developed a comprehensive simulation model of the fixed network of Telekom Slovenije. We also analysed typical patterns of network alarms and developed an alarm mining and prediction tool. We continued the investigation of advanced concepts and technologies for a capacity increase of wireless meshed networks using network coding techniques. In particular, we focused on the development of advanced network coding algorithms and their adapted routing procedures. In order to support the performance evaluation of arbitrary network coding algorithms on predetermined or randomly generated topologies of wireless meshed networks, we designed and built a simulation model, which allows the performance evaluation of network coding algorithms and routing procedures.

In collaboration with European partners we started the ABSOLUTE "Aerial Base Stations with Opportunistic Links For Unexpected & Temporary Events" – project, the main objective of which is to design and validate an innovative rapidly deployable future network architecture which is resilient



Head:  
**Asst. Prof. Mihael Mohorčič**



Figure 1: We published at InTech two book chapters, one in Salim N. Kazi (Ed.), *Heat transfer phenomena and applications*. InTech, 2012, ISBN 978-953-51-0815-3, and one in Jesus Hamilton Ortiz (Ed.), *Telecommunications Networks - Current Status and Future Trends*. InTech, 2012, ISBN 978-953-51-0341-7.

- For integration in the open-source geographic information systems GRASS, we developed and implemented a software module for radio-wave-propagation modelling in mobile communication systems based on ray tracing.
- We developed and implemented a high-performance software tool TopoSWiM for the topology design and accessibility provision in large-scale wireless mesh networks.
- We designed and developed new hardware and software modules and implemented new features for the VESNA platform.

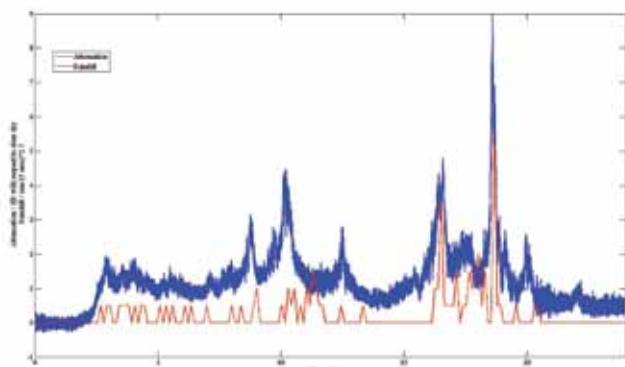


Figure 2: Comparison of satellite-signal attenuation with rainfall measurements

IC1101 “Optical Wireless Communications – An Emerging Technology” we investigated in cooperation with TU Graz the influence of weather conditions on the performance of a hybrid RF-FSO network and published the research results in the journal IET Communications. We also joined a new COST Action IC1104 “Random Network Coding and Designs over GF(q)”, in which we are developing practical network coding procedures and evaluating them in a purpose-built simulation model.

In the PECS project SatProSi we developed for European Space Agency our own Beacon Receiver for the EU-TELSAT HotBird 6 signal.

- **For the needs of different projects we started with the deployment of a sensor-network-based testbed LOG-a-TEC, supporting experimental research in radio and networking areas and in the Internet of Things applications.**
- **In the frame of the EU 7FP CREW project and the FIRE initiative the LOG-a-TEC testbed is used as a real-life outdoor experimental environment for cognitive radio and cognitive networking research.**

Ljubljana, the Machine Vision Laboratory from the Faculty of Electrical Engineering and the Laboratory for Algorithms and Data Structures from the Faculty of Computer and Information Science. We were heavily involved in research within the research program Parallel and Distributed Computing and also in other research projects. Our cooperating researchers also come from industry (Turboinstitut d.d. and Xlab d.o.o.) and from the medical sphere (the University Clinical Center Ljubljana).



Figure 3: Sensor Node Core module of the VESNA platform

and capable of providing broadband multi-service, secure and dependable connectivity for large coverage areas affected by large-scale unexpected events (or disasters) leading to the partial or complete unavailability of the terrestrial communication infrastructure or for temporary events leading to the demand for very high throughput and augmented network capacity.

In 2012 we were actively participating in several COST actions. In COST Action IC0802 “Propagation tools and data for integrated Telecom, Navigation and Earth Observation systems” we were active in two working groups. In WG2 we designed new algorithms for satellite signal processing, in WG3 we worked on new channel models for free-space optical links. In the COST Action IC0902 “Cognitive Radio and Networking for Cooperative Coexistence of Heterogeneous Wireless Networks” we integrated two low-cost VESNA-based spectrum sensing nodes in a heterogeneous spectrum sensing platform built by the University of Ss. Cyril and Methodius in Skopje, and evaluated the performance of different sensing agents. In the COST Action

IC1101 “Optical Wireless Communications – An Emerging Technology” we investigated in cooperation with TU Graz the influence of weather conditions on the performance of a hybrid RF-FSO network and published the research results in the journal IET Communications. We also joined a new COST Action IC1104 “Random Network Coding and Designs over GF(q)”, in which we are developing practical network coding procedures and evaluating them in a purpose-built simulation model.

In the PECS project SatProSi we developed for European Space Agency our own Beacon Receiver for the EU-TELSAT HotBird 6 signal.

In the area of cognitive communications we continued research in the radio and access segments and contributed to the WUN-CogCom and 7FP CREW projects. In 2012 our research in this area was focused on stand-alone and collaborative spectrum sensing in licensed and unlicensed frequency bands and on building radio environmental maps.

In cooperation with the Department of Low and Medium Energy Physics (F2) we continued research activities started in previous years that were focused primarily on efficient signal-processing algorithms in high-count-rate gamma-ray spectrometry.

In the **Parallel and Distributed Systems Laboratory**, we successfully continued interdisciplinary research work in the framework of an enhanced program group, and we were joined by colleagues from the University of Ljubljana, the Machine Vision Laboratory from the Faculty of Electrical Engineering and the Laboratory for Algorithms and Data Structures from the Faculty of Computer and Information Science. We were heavily involved in research within the research program Parallel and Distributed Computing and also in other research projects. Our cooperating researchers also come from industry (Turboinstitut d.d. and Xlab d.o.o.) and from the medical sphere (the University Clinical Center Ljubljana).

We investigated computer algorithms for efficient implementation on parallel and distributed computers, testing them on a research cluster computer, which runs at our department, and on a cloud recently installed in cooperation with the Faculty of Computer and Information Science of the Ljubljana University and Turboinstitut d.d. In addition to demanding computations, we also paid attention to distributed large data storage. We continued investigations in the field of wireless sensor networks based on the theory of parallel and distributed computing and communication.

We developed new parallel numerical algorithms, e.g., meshless methods, which are local and, hence, efficiently executable on parallel computers. With these methods, one can simulate physical phenomena, e.g., heat and fluid flows, PN junctions and molecular dynamics in realistic conditions. We developed software for simulating biological systems, e.g., lipid membranes and biomedical procedures, such as post-surgical cryotherapy and RF, and cryo-ablation of the heart. We parallelized multi-criterion optimizations and began to investigate how to efficiently integrate measurement results, simulation results and optimization methods, which will enable us to predict biological parameters that are hard to measure in a non-invasive manner.



We developed a new methodology for synthesising the standard ECG from a small number of differential measurements. We investigated possible options for an analysis of large signal sets with the human auditory system (sonification). We investigated possible options for the detection of respiratory sinus arrhythmia (RSA) in the ST interval. We developed a new method for measuring the variability of the ST interval with a sub-millisecond resolution. Together with neurologists from the University Clinical Center Ljubljana, we continued equipment upgrading and measurements for the NeuroECG.

In the field of formal methods for discrete systems modelling and development, we investigated the isomorphism-test synthesis for the deterministic final-state machines, also for the needs of distributed testing, proposing improved algorithms and stronger state-recognition principles.

In 2012 the **Networked Embedded Systems Laboratory** mainly focused on research and development in the areas of the Internet of Things and cognitive communications. The emphasis was on the vertical integration of different wireless sensor and communication network technologies with semantic technologies in the support of the autonomous search and composition of sensors and sensor data, as well as on the development of new applications using various machine-learning and decision-making algorithms. These activities were mainly conducted within the basic research project "Advanced procedures for interactive composition of sensor networks" and the EU FP7 Network of Excellence PlanetData.

The modular and fully flexible wireless sensor networks platform VESNA, developed as the core building block for several research and applied projects, has been complemented with a set of new modules and features, including radio spectrum sensing in the UHF and ISM frequency bands within the EU FP7 CREW project, a suite of motion, location, presence and ambient sensors within the national competence centre KC OpComm, a framework for the semantic description of sensor node functionalities and status, wired and wireless gateway capabilities for internet connectivity or interaction with other devices, etc. A variety of supported features, protocols and technologies, together with the arbitrary combination of developed hardware and software modules, make the VESNA platform well suited for the implementation of experimental research sensor networks infrastructure, the deployment of pilot applications, the validation of usage scenarios and the development of end-user solutions.

In collaboration with the Municipality of Logatec and Komunalno podjetje Logatec we deployed a large-scale outdoor wireless sensor network, which represents the initial version of our LOG-a-TEC experimental testbed and thereby the baseline for different basic and applied projects. The testbed is based on the VESNA platform and equipped with a set of sensors and communication interfaces, as required by a given project. The sensor nodes' firmware management, the execution of experiments and the gathering of sensor measurements data is performed via a web application running on one of our servers. In the current setup built for the FP7 CREW project the LOG-a-TEC testbed consists of more than 50 nodes in two clusters and allows the execution of experimentally-driven research in the areas of spectrum sensing in licensed and unlicensed frequency bands, cognitive radio and cognitive networking. As a part of the CREW testbeds federation this part of LOG-a-TEC also represents one of the FIRE facilities, i.e., the only one supporting the investigation of horizontal and vertical radio-spectrum-sharing methods in a real-life outdoor environment and being particularly well suited for experiments in TV white spaces. The LOG-a-TEC testbed has been complemented with another location at JSI, where VESNA platforms are equipped with Contiki OS and intended for experimentation with cognitive networking on MAC and higher layers using the ProtoStack tool for remote composition, reconfiguration and reprogramming of the CRime protocol stack.

Our research work in the frame of the national competence centre KC OpComm, aiming at the development of an open communication platform for the development of new types of services and applications for the Future Internet, is concentrated on the provision of data and context information from sensor networks to management services and applications. To this end,



Figure 4: Optimal gateway locations, estimated by TopoSWiM, a software tool for the topology design of large-scale wireless mesh networks.

- **We have compared the calculation complexities of different meshless methods for solving a diffusion equation and concluded that strong formulated approaches are computationally more efficient than weak formulations.**
- **We have developed a prototype wireless electrode of bio-potentials from the body surface for the concurrent measurements of an ECG and the respiration rate.**




Figure 5: Average temperatures of all patients during cooling treatment in Group A with the gel-pack (left) and Group B with the cTreatment® (right). Abbreviations: ICN - intercondylar notch, SC - subcutaneous, SK - skin (12 - anterior, 3 - medial, 6 - posterior, 9 - lateral), BA - bandage.

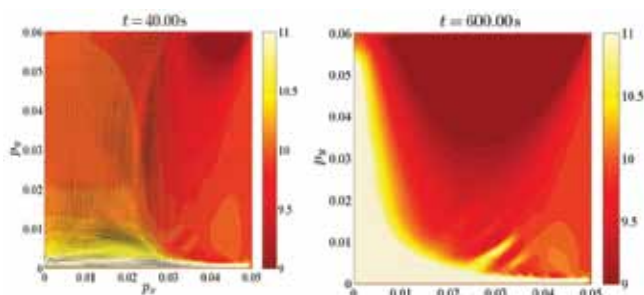


Figure 6: Results of a numerical simulation of binary material solidification (Sn-10%Pb). Concentration and velocity fields are presented at the moment when instabilities appear (left), and in the steady state (right). In the steady state the mesosegregates, which are still not understood, are visible (areas filled with high concentration).

- We synthesised, with a high reliability, a standard 12-lead ECG from three bipolar wireless electrodes.
- We improved a simulation model for the performance evaluation of network-coding techniques.

we continued developing different VESNA platform modules, investigating procedures for the preprocessing of data and metadata, and developing the required communication protocols and interfaces for the platform. Related to these activities we developed sensoric support for an asset-management application and remote monitoring of the photovoltaic power plant at Telekom Slovenije.

In the area of remote monitoring we continued the work in the EU FP7 project BalkanGEONet concerned with the inclusion of all Balkan countries into GEO. In the area of wireless sensor networks we also started with two new FP7 projects. In the Absolute project our role is to integrate a VESNA-based wireless sensor network in the emergency communications network architecture. The aim is to provide easily deployable sensor network for in-situ fixed or participatory monitoring of post-disaster parameters as well as for the spectrum sensing needed to support the ad-hoc establishment of the Absolute communication system without causing harmful interference to coexisting communication systems. In the CITI-SENSE project, which is concerned with the establishment of sensor-based Citizens' Observatory Community for improving the quality of life in cities, our focus is mainly on providing the VESNA-based solution for air-quality monitoring. As part of this we are developing modules with gas, particle matter and other ambient related sensors, which will be used for indoor and outdoor environment monitoring.

The Networked Embedded Systems Laboratory and its research and development activities also take part in the SensorLab group, which was established by the Department of Communication Systems and the Laboratory of Artificial Intelligence.

### Some outstanding publications in the past year

1. Nadeem, F., Leitgeb, E., Kandus, G., Javornik, T.: Comparing the cloud effects on hybrid network using optical wireless and GHz links. IET communications. 2012, vol. 6, no. 5, pp. 492–498
2. Hrovat, A., Kandus, G., Javornik, T.: Path loss analyses in tunnels and underground corridors. Int. j. commun., 2012, vol. 6, no. 3, pp. 136–144
3. Trobec, R., Kosec, G., Šterk, M., Šarler, B.: Comparison of local weak and strong form meshless methods for 2-D diffusion equation. Eng. anal. bound. elem. [Print ed.], 2012, vol. 36, issue 3, pp. 310–321
4. Konc, J., Depolli, M., Trobec, R., Rozman, K., Janežič, D.: Parallel-ProBiS: Fast parallel algorithm for local structural comparison of protein structures and binding sites. J. comput. chem., 2012, vol. 33, issue 27, 2199–2203. <http://onlinelibrary.wiley.com/doi/10.1002/jcc.23048/abstract>
5. Trobec, R., Rashkovska, A., Avbelj, V.: Two proximal skin electrodes - a respiration rate body sensor. Sensors. <http://www.mdpi.com/1424-8220/12/10/13813>
6. Islam, Siraj-Ul-, Šarler, B., Vertnik, R., Kosec, G.: Radial basis function collocation method for the numerical solution of the two-dimensional transient nonlinear coupled Burgers' equations. Appl. math. model. [Print ed.], 2012, vol. 36, issue 3, pp. 1148–1160

### Organization of conferences, congresses and meetings

1. Workshop on collecting, processing and the application of environmental and spatial data in Slovenia", Reactor Centre Podgorica, Podgorica, Slovenia, 12. 2. 2012
2. CREW plenary meeting, Ljubljana, Logatec, 18.–21. 6. 2012

### Awards and appointments

1. Tomaž Šolc: Award for the best paper for article "Spectrum Sensing for Cognitive Wireless Applications Inside Aircraft Cabins", 31st IEEE/AIAA Digital Avionics Systems Conference, Williamsburg, Virginia, USA, 14.–18. 10. 2012
2. Urban Kuhar: First place on the student competition for article "The design of a low-cost beacon receiver based on software defined radio", 21st International Electrotechnical and Computer Science Conference, Portorož, 18. 9. 2012

### Patent granted

1. Roman Novak, Matjaž Vencelj, Method for quantum distribution of the short-range key, SI23596 (A), Urad RS za intelektualno lastnino, 29.6.2012

## INTERNATIONAL PROJECTS

- 7FP - PlanetData  
European Commission  
Asst. Prof. Mihael Mohorčič
- 7FP - BalkanGEO: Balkan GEO network-towards inclusion of Balkan countries into global Earth observation initiatives  
European Commission  
Asst. Prof. Mihael Mohorčič
- 7FP - CREW: Cognitive radio experimentation world  
European Commission  
Asst. Prof. Mihael Mohorčič
- 7FP - ABSOLUTE: Aerial base stations with opportunistic links for unexpected and temporary events  
European Commission  
Asst. Prof. Mihael Mohorčič
- 7FP - CITI-SENSE: Development of sensor-based citizens' observatory community for improving quality of life in cities  
European Commission  
Asst. Prof. Mihael Mohorčič
- ESA PECS: Processing of satellite signals in Ka/Q-frequency band  
ESA/ESTEC  
Prof. Gorazd Kandus
- COST IC1004: Cooperative radio communications for green smart environments  
COST Office  
Asst. Prof. Tomaž Javornik
- COST IC1101: Optical wireless communications - an emerging technology  
COST Office  
Prof. Gorazd Kandus
- COST IC0906, WiNeMO: Wireless networking for moving objects  
COST Office  
Miha Smolnikar, B. Sc.
- COST IC0902: Cognitive radio and networking for cooperative coexistence of heterogeneous wireless networks  
COST Office  
Asst. Prof. Mihael Mohorčič
- COST IC0805: Open European network for high performance computing on complex environments  
COST Office  
Prof. Roman Trobec
- COST IC0802: Propagation tools and data for integrated telecommunication, navigation and Earth observation systems  
COST Office  
Prof. Gorazd Kandus
- HiPEAC: European Network of Excellence on high performance and embedded architecture and compilation

- Ghent University  
Prof. Roman Trobec
- VHP NoE: Virtual physiological human network of excellence  
University College London  
Prof. Roman Trobec
  - Cellular and finite automata for structure recognition  
Slovenian Research Agency  
Prof. Roman Trobec
  - Advanced technologies for next generations of mobile broadband communication systems  
Slovenian Research Agency  
Asst. Prof. Tomaž Javornik
  - Optimization of energy consumption in distributed computing systems  
Slovenian Research Agency  
Prof. Roman Trobec

## RESEARCH PROGRAMS

- Telecommunication systems  
Prof. Gorazd Kandus
- Parallel and distributed systems  
Prof. Roman Trobec

## R & D GRANTS AND CONTRACTS

- Advanced procedures for interactive composition of sensor networks  
Asst. Prof. Mihael Mohorčič
- Learning, analysis, and detection of motion in the framework of a hierarchical compositional visual architecture  
Prof. Roman Trobec
- Open communication platform for service integration: CC OPCOMM  
Asst. Prof. Mihael Mohorčič
- Cloud Assisted Services: CC CLASS  
Prof. Roman Trobec

## NEW CONTRACT

- Parallelization of the pathloss modules for GRASS-RaPlaT and implementation of new pathloss modules for urban environment  
Telekom Slovenije, d. d.  
Asst. Prof. Tomaž Javornik

## VISITORS FROM ABROAD

- Prof. dr. Veljko Milutinović, Faculty of Electrotechnics, Belgrade, Serbia, 25 May 2012
- Prof. dr. Oskar Mencer, Maxeler Technologies and Imperial College London, London, Great Britain, 25 May 2012
- Dr. Goran Dimić, Institute "Mihailo Pupin", Belgrade, Serbia, 25 May 2012
- Adnan Bekan, Faculty of Electrical Engineering Tuzla, Tuzla, Bosnia, 15 July to 28 September 2012
- Prof. Ingrid Moerman, Interdisciplinary Institute for Broadband Technology, Ghent-Ledeberg, Belgium, 18-21 June 2012
- Prof. dr. Luiz DaSilva, University of Dublin, Dublin, Ireland, 18-21 June 2012
- Peter Van Wesemael, IMEC, Leuven, Belgium, 18-21 June 2012
- Jan Hauer, Technische Universität Berlin, Berlin, Germany, 18-21 June 2012
- Mikolaj Chwalisz, Technische Universität Berlin, Berlin, Germany, 18-21 June 2012
- Alejandro Sanchez, Thales Communications France, Neuilly-sur-Seine Cedex, France, 18-21 June 2012
- Dr. Stefan Bouckaert, Interdisciplinary Institute for Broadband Technology, Ghent-Ledeberg, Belgium, 18-21 June 2012
- Danny Finn, University of Dublin, Dublin, Ireland, 18-21 June 2012
- Andre Puschmann, Ilmenau University of Technology, Ilmenau, Germany, 18-21 June 2012
- Christoph Heller, EADS, Munchen, Germany, 18-21 June 2012
- Dr. Vaclav Kvičera, Czech Metrology Institute, Brno, Czech Republic, 24-26 September 2012
- Dr. Ondrej Fišer, Institute of Atmospheric Physics, Prague, Czech Republic, 24-26 September 2012
- Prof. Fary Zabih Ghassemlooy, Northumbria University, Newcastle, Great Britain, 24-26 September 2012
- Prof. Faruk Özek, Faculty of Engineering, Ankara University, Ankara, Turkey, 24-26 September 2012
- Prof. Erich Leitgeb, Institute of Broadband Communications, Graz University of Technology, Graz, Austria, 24-26 September 2012
- Maja Ilić Delibašić, Faculty of Electrical Engineering, Podgorica, University of Montenegro, Montenegro, 10-12 December 2012
- Dr. Venceslav Kafedziski, Faculty of Electrical Engineering and Information Technologies, Skopje, Macedonia, 1 April - 31 August 2012
- Prof. Karolj Skala, Institute Ruder Bošković, Zagreb, Croatia, 14-17 November 2012

## STAFF

### Researchers

- Dr. Viktor Avbelj
- Asst. Prof. Tomaž Javornik
- Prof. Gorazd Kandus
- Prof. Monika Kapus Kolar
- Asst. Prof. Andrej Lipej\*

### 6. Asst. Prof. Mihael Mohorčič, Head

- Asst. Prof. Roman Novak
- Dr. Igor Ozimek
- Dr. Marjan Šterk\*
- Asst. Prof. Aleš Švigelj
- Prof. Roman Trobec

#### Postdoctorial associates

12. Dr. Matjaž Depolli
13. Dr. Andrej Hrovat
14. Dr. Gregor Kosec
15. Dr. Janez Ivan Pavlič
16. Dr. Andrej Vilhar

#### Postgraduates

17. Kemal Alič, M. Sc.
18. Carolina Fortuna, B. Sc.
19. Erik Pertovt, B. Sc.
20. Marko Pesko\*\*
21. Aleksandra Rashkovska, B. Sc.

22. Miha Smolnikar, B. Sc.
23. Tomaž Šolc, B. Sc.
24. Matevž Vučnik, B. Sc.

#### Technical and administrative staff

25. Polona Anžur, B. Sc.
26. Tomaž Krištofelc
27. Marija Remškar, B. Sc., left 31.03.12

Note:

\* part-time JSI member

\*\* postgraduate financed by industry

# BIBLIOGRAPHY

## ORIGINAL SCIENTIFIC ARTICLE

1. Kristina Eleršič, Janez Ivan Pavlič, Aleš Igljč, Alenka Vesel, Miran Mozetič, "Electric-field controlled liposome formation with embedded superparamagnetic iron oxide nanoparticles", *Chem. phys. lipids*, vol. 165, issue 1, pp. 120-124, 2012.
2. Carolina Fortuna, Marko Grobelnik, "From sensors to real-time analytics", *Elektrotehniški vestnik*, vol. 79, no. 5, pp. 273-277, 2012.
3. Julia Genova, Janez Ivan Pavlič, "Realization of Marin Mitov idea for the stroboscopic illumination used in optical microscopy", *Bulg. J. Phys.*, vol. 39, no. 1, pp. 65-71, 2012.
4. Andrej Hrovat, Gorazd Kandus, Tomaž Javornik, "Path loss analyses in tunnels and underground corridors", *Int. j. commun.*, vol. 6, no. 3, pp. 136-144, 2012.
5. Siraj-ul- Islam, Božidar Šarler, Robert Vertnik, Gregor Kosec, "Radial basis function collocation method for the numerical solution of the two-dimensional transient nonlinear coupled Burgers' equations", *Appl. math. model.*, vol. 36, issue 3, pp. 1148-1160, 2012.
6. Monika Kapus-Kolar, "New state-recognition patterns for conformance testing of finite state machine implementations", *Comput. stand. interfaces*, vol. 34, no. 4, pp. 390-395, 2012.
7. Monika Kapus-Kolar, "On "Exploring alternatives for transition verification"", *J. syst. softw.*, vol. 85, no. 8, pp. 1744-1748, 2012.
8. Janez Konc, Matjaž Depolli, Roman Trobec, Kati Rozman, Dušanka Janežič, "Parallel-ProBiS: fast parallel algorithm for local structural comparison of protein structures and binding sites", *J. comput. chem.*, vol. 33, issue 27, pp. 2199-2203, 2012.
9. Gregor Kosec, "Simulation of multiphase thermo-fluid phenomena by a local meshless numerical approach", *Informatica (Ljublj.)*, vol. 36, no.2, pp. 227-228, 2012.
10. Farukh Nadeem, Erich Leitgeb, Gorazd Kandus, Tomaž Javornik, "Comparing the cloud effects on hybrid network using optical wireless and GHz links", *IET communications*, vol. 6, no. 5, pp. 492-498, 2012.
11. Tomaž Šolc, Aneta Stefanovska, Trevor Hoey, Matjaž Mikoš, "Application of an Instrumented Tracer in an Abrasion Mill for Rock Abrasion Studies", *Stroj. vestn.*, vol. 58, no. 4, pp. 263-270, 2012.
12. Roman Trobec, Gregor Kosec, Marjan Šterk, Božidar Šarler, "Comparison of local weak and strong form meshless methods for 2-D diffusion equation", *Eng. anal. bound. elem.*, vol. 36, issue 3, pp. 310-321, 2012.
13. Roman Trobec, Aleksandra Rashkovska, Viktor Avbelj, "Two proximal skin electrodes - a respiration rate body sensor", *Sensors*.
14. Andrej Vilhar, Andrej Hrovat, Igor Ozimek, Tomaž Javornik, "Shooting and bouncing ray approach for 4G radio network planning", *International journal of communication*, vol. 6, no. 4, pp. 166-174, 2012.

## PUBLISHED SCIENTIFIC CONFERENCE CONTRIBUTION

### (INVITED LECTURE)

1. Carolina Fortuna, Marko Grobelnik, "The web of thing: tutorial description", In: *WWW 2012, World Wide Web Conference, 16th - 20th April 2012, Lyon, France, New York, ACM, = Association for Computing Machinery*, 2012, 2 pp..
2. Roman Trobec, Aleksandra Rashkovska, Viktor Avbelj, "Multi-functional wireless body sensor", In: *GLOBAL HEALTH 2012, The First International Conference on Global Health Challenges, October 21-26,*

2012 Venice, Italy, Gary L. Kreps, ed., Petre Dini, ed., George Mason, ed., [S. l.], IARIA, 2012, pp. 71-74.

## PUBLISHED SCIENTIFIC CONFERENCE CONTRIBUTION

1. Kemal Alič, Erik Pertovt, Aleš Švigelj, "Network coding simulation model in OPNET modeler", In: *OPNETWORK 2012: August 13-17 2012, Washington, USA*, [S. l.], OPNET = Application and Network Performance, 2012, pp. 1-7.
2. Kemal Alič, Erik Pertovt, Aleš Švigelj, "Network topologies and traffic distribution evaluation for network coding", In: *Netware 2012: August 19-24, 2012, Rome, Italy*, [S. l.], IARIA, cop. 2012, pp. 20-27.
3. Kemal Alič, Erik Pertovt, Aleš Švigelj, "Routing-independent practical network coding algorithm", In: *Zbornik enaindvajsete mednarodne Elektrotehniške in računalniške konference ERK 2012, 17.-19. september 2012, Portorož, Slovenija*, (Zbornik ... Elektrotehniške in računalniške konference ERK ...), Baldomir Zajc, ed., Andrej Trost, ed., Ljubljana, IEEE Region 8, Slovenska sekcija IEEE, 2012, zv. A, pp. 65-68.
4. Iosif Androulidakis, Gorazd Kandus, "Feeling secure vs. being secure the mobile phone user case", In: *Global security, safety and sustainability & e-democracy: 7th International and 4th e-Democracy, Joint Conferences, ICGS3/e-Democracy 2011, Thessaloniki, Greece, August 24-26, 2011*, (Lecture notes of the Institute for computer sciences, social informatics and telecommunications engineering, Vol. 99, 2012), Hamid Jahankhani, ed., Heidelberg [etc.], Springer, 2012, vol. 99, pp. 212-219, 2012.
5. Iosif Androulidakis, Gorazd Kandus, "PINPULSE: a system to PINpoint and educate mobile phone users with low security", In: *Global security, safety and sustainability & e-democracy: 7th International and 4th e-Democracy, Joint Conferences, ICGS3/e-Democracy 2011, Thessaloniki, Greece, August 24-26, 2011*, (Lecture notes of the Institute for computer sciences, social informatics and telecommunications engineering, Vol. 99, 2012), Hamid Jahankhani, ed., Heidelberg [etc.], Springer, 2012, vol. 99, pp. 62-66, 2012.
6. Viktor Avbelj, "Auditory display of biomedical signals through a sonic representation: ECG and EEG sonification", In: *MIPRO 2012: 35th International Convention, May 21-25, 2012, Opatija - Adriatic Coast, Croatia: mipro proceedings*, (MIPRO ... (CD-ROM)), MIPRO 2012, 35th International Convention, May 21-25, 2012, Opatija - Adriatic Coast, Croatia, Petar Biljanović, ed., Rijeka, Croatian Society for Information and Communication Technology, Electronics and Microelectronics - MIPRO, cop. 2012, pp. 491-492.
7. Luka Bradeško, Alexandra Moraru, Blaž Fortuna, Carolina Fortuna, Dunja Mladenčić, "A framework for acquiring semantic Sensor descriptions: (short paper)", In: *5th International Workshop on Semantic Sensor Networks (ISCN) in conjunction with the 11th International Semantic Web Conference, November 12, 2012, Boston, Massachusetts USA*, [S. l., s. n.], 2012, 6 pp..
8. Robert Eržen, Roman Novak, "The main security threats in smart home networks", In: *Zbornik enaindvajsete mednarodne Elektrotehniške in računalniške konference ERK 2012, 17.-19. september 2012, Portorož, Slovenija*, (Zbornik ... Elektrotehniške in računalniške konference ERK ...), Baldomir Zajc, ed., Andrej Trost, ed., Ljubljana, IEEE Region 8, Slovenska sekcija IEEE, 2012, zv. A, pp. 125-128.
9. Carolina Fortuna, Marko Grobelnik, "From sensors to real-time analysis", In: *Telekomunikacije in zasebnost: zbornik referatov*, (VITEL), Sedemindvajseta delavnica o telekomunikacijah, 14. in 15. junij 2012,

- Brdo pri Kranju, Nikolaj Simič, ed., Pavel Meše, ed., Tomi Mlinar, ed., Ljubljana, Elektrotehniška zveza Slovenije, [2012], pp. 88-91.
10. Carolina Fortuna, Marko Grobelnik, "The web of things", In: *ESWC 12*, 9th Extended Semantic Web Conference, May 27th - 31st, Heraklion, Crete, GR, [S. l., [s. n.], cop. 2012, 194 prosojnic.
  11. Carolina Fortuna, Patricia Oniga, Zoltan Padrah, Mihael Mohorčič, Alexandra Moraru, "Metadata management for the web of things: a practical perspective", In: *Pervasive 2012: workshops*, June 18-22, 2012, Newcastle, UK, 10th International Conference on Pervasive Computing, [and] 16th International Symposium on Wearable Computing, June 18-22, 2012, Newcastle, UK, [S. l., s. n.], 2012, 6 pp..
  12. Carolina Fortuna, Matevž Vučnik, Blaž Fortuna, Klemen Kenda, Alexandra Moraru, Dunja Mladenić, "Towards building a global oracle: a physical mashup using artificial intelligence technology", In: *Pervasive 2012: workshops*, June 18-22, 2012, Newcastle, UK, 10th International Conference on Pervasive Computing, [and] 16th International Symposium on Wearable Computing, June 18-22, 2012, Newcastle, UK, [S. l., s. n.], 2012, 6 pp..
  13. Julia Genova, Janez Ivan Pavlič, Antonia Zheliaskova, Veronika Kralj-Iglič, Aleš Iglič, Marin Dimitrov Mitov, "Vesicles with tubular protrusions in symmetrical and non symmetrical conditions", In: *50 Years Roumen Tsanev Institute of Molecular Biology: special edition*, (Biotechnology & Biotechnological Equipment (Sofia. Print), vol. 26, no. 1, Apr. 2012, special ed.), Sofia, Diagnosis Press, 2012, pp. 205-208.
  14. Christoph Heller, Christian Blümm, Stefan Bouckaert, Wei Liu, Ingrid Moerman, Peter van Wesemael, Soffie Pollin, Tomaž Šolc, Zoltan Padrah, "Spectrum sensing for cognitive wireless applications inside aircraft cabins", In: *Proceedings*, 2012 IEEE/AIAA 31st Digital Avionics Systems Conference (DASC), 14 Oct - 18 Oct 2012, Williamsburg, USA, [S. l.], IEEE = Institute of Electrical and Electronics Engineers, 2012, 5 pp.
  15. Dragica Jošt, Aljaž Škerlavaj, Andrej Lipej, "Numerical flow simulation and efficiency prediction for axial turbines by advanced turbulence models", In: *Proceedings of the 26th IAHR Symposium on Hydraulic Machinery and Systems*, 19-23 August 2012, Beijing, China, (IOP Conference Series, vol. 15, part 2, 2012), London, Institute of Physics, 2012, vol. 15, prt. 6, pp. 062016-1-062016-9, 2012.
  16. Gregor Kosec, Matjaž Depolli, "Superlinear Speedup in OpenMP parallelization of a local PDE solver", In: *MIPRO 2012: 35th International Convention*, May 21-25, 2012, Opatija - Adriatic Coast, Croatia: *mipro proceedings*, (MIPRO ... (CD-ROM)), MIPRO 2012, 35th International Convention, May 21-25, 2012, Opatija - Adriatic Coast, Croatia, Petar Biljanović, ed., Rijeka, Croatian Society for Information and Communication Technology, Electronics and Microelectronics - MIPRO, cop. 2012, pp. 404-409.
  17. Gregor Kosec, Roman Trobec, "A parallel meshless numerical approach for the solution of transport phenomena", In: *Electronic proceedings of The Eleventh International Conference on Computational Structures Technology The Eighth International Conference on Engineering Computational Technology*, 4-7 September 2012, Dubrovnik - Croatia, Barry H. V. Topping, ed., [S. l., s. n.], 2012, 12 pp.
  18. Gregor Kosec, Robert Vertnik, Božidar Šarler, "Assessment of two pressure-velocity coupling strategies for local meshless numerical method", In: *Advances in fluid mechanics IX*, (WIT Transactions on Engineering Sciences), Ninth International Conference on Advances in Fluid Mechanics, AFM 2012, 25-27 June 2012, Split, Matjur Rahman, ed., Carlos Alberto Brebbia, ed., Southampton, Boston, Wit Press, cop. 2010, pp. 119-129.
  19. Urban Kuhar, Gorazd Kandung, Andrej Vilhar, "Low-cost frequency-stable beacon receiver based on software defined radio", In: *SoftCOM 2012*, 20. International Conference on Software, Telecommunications & Computer Networks, Split, September 11-13, 2012, Split, FESB, cop. 2012, st6 pp.
  20. Urban Kuhar, Andrej Vilhar, "Izgradnja poceni merilnika sprejete moči satelitskega signala na tehnologiji programskega radia", In: *Zbornik enaindvajsete mednarodne Elektrotehniške in računalniške konference ERK 2012*, 17.-19. september 2012, Portorož, Slovenija, (Zbornik ... Elektrotehniške in računalniške konference ERK ...), Baldomir Zajc, ed., Andrej Trost, ed., Ljubljana, IEEE Region 8, Slovenska sekcija IEEE, 2012, zv. B, pp. 297-298.
  21. Andrej Lipej, Damjan Čelič, B. Tartinville, M. Mezine, C. Hirsch, "Reduction of CPU time for CFD analysis of hydraulic machinery development process", In: *Proceedings of the 26th IAHR Symposium on Hydraulic Machinery and Systems*, 19-23 August 2012, Beijing, China, (IOP Conference Series, vol. 15, part 2, 2012), London, Institute of Physics, 2012, vol. 15, prt. 6, pp. 062011-1-062011-8, 2012.
  22. Wei Liu *et al.* (13 authors), "A set of methodologies for heterogeneous spectrum sensing", In: *SDR'12-WinnComm-Europe 2012*, Wireless Innovation Forum European Conference on Communications Technologies, 27-29 June, 2012, Brussels, Belgium, [S. l., s. n.], 2012, 28 prosojnic.
  23. Mojca Miklavc, Bastian Löher, Deniz Savran, Roman Novak, Simon Širca, Matjaž Vencelj, "Pile-up correction techniques for real-time dosimetry in photon radiotherapy", In: *2012 IEEE Nuclear Science Symposium and Medical Imaging Conference Record (NSS/MIC)*, October 29 - November 2012, Anaheim, California, USA, Bo Yu, ed., Danvers, IEEE = Institute of Electrical and Electronics Engineers, 2012, pp. 3880-3882.
  24. Dragana Miljković, Matjaž Depolli, Igor Mozetič, Nada Lavrač, Tjaša Stare, Marko Petek, Kristina Gruden, "Constraint-driven optimization of plant defense model parameters", In: *Proceedings*, 2012 IEEE International Conference on Bioinformatics and Biomedicine Workshops (BIBMW), 4-7 October 2012, Philadelphia, Jean Gao, ed., Danvers, Institute of Electrical and Electronics Engineers, 2012, pp. 570-574.
  25. Zoltan Padrah, Tomaž Šolc, Mihael Mohorčič, "VESNA based platform for spectrum sensing in ISM bands", In: *Zbornik*, 4. študentska konferenca Mednarodne podiplomske šole Jožefa Stefana = 4th Jožef Stefan International Postgraduate School Students Conference, 25. maj 2012, Ljubljana, Slovenija, Dejan Petelin, ed., Aleš Tavčar, ed., Boštjan Kaluža, ed., Ljubljana, Mednarodna podiplomska šola Jožefa Stefana, 2012, pp. 144-149.
  26. Janez Ivan Pavlič, Roman Trobec, "Coarse grain simulation and visualisation of lipid and water molecules ensembles", In: *MIPRO 2012: 35th International Convention*, May 21-25, 2012, Opatija - Adriatic Coast, Croatia: *mipro proceedings*, (MIPRO ... (CD-ROM)), MIPRO 2012, 35th International Convention, May 21-25, 2012, Opatija - Adriatic Coast, Croatia, Petar Biljanović, ed., Rijeka, Croatian Society for Information and Communication Technology, Electronics and Microelectronics - MIPRO, cop. 2012, pp. 479-483.
  27. Erik Pertovt, Kemal Alič, Aleš Švigelj, Mihael Mohorčič, "Improving performance of wireless mesh networks with network coding", In: *Zbornik*, 4. študentska konferenca Mednarodne podiplomske šole Jožefa Stefana = 4th Jožef Stefan International Postgraduate School Students Conference, 25. maj 2012, Ljubljana, Slovenija, Dejan Petelin, ed., Aleš Tavčar, ed., Boštjan Kaluža, ed., Ljubljana, Mednarodna podiplomska šola Jožefa Stefana, 2012, pp. 150-156.
  28. Erik Pertovt, Kemal Alič, Aleš Švigelj, Mihael Mohorčič, "Simulation model for ant-based control algorithm in wireless mesh networks", In: *Zbornik enaindvajsete mednarodne Elektrotehniške in računalniške konference ERK 2012*, 17.-19. september 2012, Portorož, Slovenija, (Zbornik ... Elektrotehniške in računalniške konference ERK ...), Baldomir Zajc, ed., Andrej Trost, ed., Ljubljana, IEEE Region 8, Slovenska sekcija IEEE, 2012, zv. A, pp. 69-72.
  29. Marko Pesko, Luka Vidmar, Mitja Štular, Mihael Mohorčič, "Mobile terminal as opportunistic sensor network device for research on cognitive radio networks", In: *Zbornik*, 4. študentska konferenca Mednarodne podiplomske šole Jožefa Stefana = 4th Jožef Stefan International Postgraduate School Students Conference, 25. maj 2012, Ljubljana, Slovenija, Dejan Petelin, ed., Aleš Tavčar, ed., Boštjan Kaluža, ed., Ljubljana, Mednarodna podiplomska šola Jožefa Stefana, 2012, pp. 157-162.
  30. Andrej Planina, Gašper Pintarič, Mihael Mohorčič, Miha Smolnikar, Mojca Volk, Klemen Peternel, Andrej Kos, "Napredno upravljanje stvari v pametnih mestih", In: *Pametna mesta: zbornik referatov*, (VITEL), Osemindvajseta delavnica o telekomunikacijah, 14. in 15. november 2012, Brdo pri Kranju, Nikolaj Simič, ed., Ljubljana, Elektrotehniška zveza Slovenije, 2012, f. 84-87.
  31. Aleksandra Rashkovska, Ivan Tomašič, Aleksandra Rashkovska, K. Bregar, Roman Trobec, "Remote monitoring of vital functions - Proof-of-Concept system", In: *MIPRO 2012: 35th International Convention*, May 21-25, 2012, Opatija - Adriatic Coast, Croatia: *mipro proceedings*, (MIPRO ... (CD-ROM)), MIPRO 2012, 35th International Convention, May 21-25, 2012, Opatija - Adriatic Coast, Croatia, Petar Biljanović, ed., Rijeka, Croatian Society for Information and Communication Technology, Electronics and Microelectronics - MIPRO, cop. 2012, pp. 463-467.
  32. Miha Smolnikar, Mihael Mohorčič, "Vloga eksperimentalnega senzorskega omrežja LOG-a-TEC pri razvoju senzorske infrastrukture in storitev", In: *Pametna mesta: zbornik referatov*, (VITEL), Osemindvajseta delavnica o telekomunikacijah, 14. in 15. november 2012, Brdo pri Kranju, Nikolaj Simič, ed., Ljubljana, Elektrotehniška zveza Slovenije, 2012, f. 84-87.
  33. Aljaž Škerlavaj, Jure Ravnik, Leopold Škerget, Andrej Lipej, "Numerične simulacije toka tekočine v vtočnem bazenu vertikalne črpalke", In: *Zbornik del*, Kuhljevi dnevi 2012, Rogaška Slatina, 26.-27.

- september, 2012, Matjaž Hriberšek, ed., Jure Ravnik, ed., Ljubljana, Slovensko društvo za mehaniko, 2012, pp. 251-257.
34. Aljaž Škerlavaj, M. Titzshkau, Rok Pavlin, Franci Vehar, Peter Mežnar, Andrej Lipej, "Cavitation improvement of double suction centrifugal pump HPP Fuhren", In: *Proceedings of the 26th IAHR Symposium on Hydraulic Machinery and Systems, 19-23 August 2012, Beijing, China*, (IOP Conference Series, vol. 15, part 2, 2012), London, Institute of Physics, 2012, vol. 15, prt. 2, pp. 022009-1-022009-8, 2012.
  35. Andrej Šmigoc, Viktor Avbelj, Tomaž Jarm, "Uporabnost kontinuiranega merjenja krvnega tlaka za analizo variabilnosti srčnega ritma", In: *Zbornik enainvajsete mednarodne Elektrotehniške in računalniške konference ERK 2012, 17.-19. september 2012, Portorož, Slovenija*, (Zbornik ... Elektrotehniške in računalniške konference ERK ...), Baldomir Zajc, ed., Andrej Trost, ed., Ljubljana, IEEE Region 8, Slovenska sekcija IEEE, 2012, zv. B, pp. 191-194.
  36. Ivan Tomašič, Roman Trobec, Aleksandra Rashkovska, Matjaž Depolli, Peter Mežnar, Andrej Lipej, "BigData and MapReduce with Hadoop", In: *Conference information, message from editors, contributed papers*, Roman Trobec, ed., Ljubljana, Fakulteta za gradbeništvo in geodezijo, Komisija za informatiko, knjižničarstvo in založništvo, 2012, pp. 96-106.
  37. Ivan Tomašič, Janez Ugovšek, Aleksandra Rashkovska, Roman Trobec, "Multicluster hadoop distributed file system", In: *MIPRO 2012: 35th International Convention, May 21-25, 2012, Opatija - Adriatic Coast, Croatia: mipro proceedings*, (MIPRO ... (CD-ROM)), MIPRO 2012, 35th International Convention, May 21-25, 2012, Opatija - Adriatic Coast, Croatia, Petar Biljanović, ed., Rijeka, Croatian Society for Information and Communication Technology, Electronics and Microelectronics - MIPRO, cop. 2012, pp. 314-318.
  38. Roman Trobec, "Analysis of errors in MLPG methods", In: *International Conference on Computational Methods in Sciences and Engineering, Rhodes, Greece, 29 September - 4 October, 2009*, (AIP conference proceedings, Vol. 1504, iss. 1, 2012), Rhodes, [s. n.], 2012, pp. 1243-1246.
  39. Matjaž Vencelj, Andrej Likar, Bastian Löher, Mojca Miklavc, Roman Novak, Norbert Pietralla, Deniz Savran, "Pile-up recovery in gamma-ray detection", In: *Proceedings of the Light at Extreme Intensities, 14-18 November 2011, Szeged, Hungary*, (AIP conference proceedings, vol. 1462, 2012), Karoly Osvay, ed., New York, American Institute of Physics, 2012, vol. 1462, pp. 218-221, 2012.
  40. Andrej Vilhar, Andrej Hrovat, Igor Ozimek, Tomaž Javornik, "Efficient open-source ray-tracing methods for rural environment", In: *Recent researches in communications and computers: proceedings of the 16th WSEAS International Conference on Communications (part of CSCC'12): proceedings of the 16th WSEAS International Conference on Computers (part of CSCC '12): Kos Island, Greece, July 14-17, 2012*, Sandra Sendra, ed., José Carlos Metrolho, [S. l.], WSEAS, 2012, pp. 51-56.
  41. Matevž Vučnik, Zoltan Padrah, Carolina Fortuna, Mihael Mohorčič, "Development of discovery and identification protocol for sensor networks", In: *Zbornik, 4. študentska konferenca Mednarodne podiplomske šole Jožefa Stefana = 4th Jožef Stefan International Postgraduate School Students Conference, 25. maj 2012, Ljubljana, Slovenija, Dejan Petelin, ed., Aleš Tavčar, ed., Boštjan Kaluža, ed.,*

Ljubljana, Mednarodna podiplomska šola Jožefa Stefana, 2012, pp. 188-194.

## INDEPENDENT SCIENTIFIC COMPONENT PART OR A CHAPTER IN A MONOGRAPH

1. Vasile Bota, Tomaž Javornik, "Cooperative and distribution systems", In: *Pervasive mobile and ambient wireless communications: COST Action 2100*, (Signals and communication technology), Roberto Verdone, ed., Alberto Zanella, ed., London [etc.], Springer, cop. 2012, pp. 341-372.
2. Ioan Burciu, Pat Chambers, Tomaž Javornik, Kimmo Kansanen, Joan Olmos, Christian Pietsch, Jan Sykora, Werner Teich, Guillaume Villemaud, "MIMO and next generation systems", In: *Pervasive mobile and ambient wireless communications: COST Action 2100*, (Signals and communication technology), Roberto Verdone, ed., Alberto Zanella, ed., London [etc.], Springer, cop. 2012, pp. 301-339.
3. Andreja Istenič Starčič, Kemal Alič, Matej Zajc, "The Delphi Technique as a Participatory Methodology in Design, Development and Evaluation of T-Learning: E-learning Evaluation as a Social Practice", In: *Evaluation in e-learning*, (Advances in Operations Research), Y. Psaromiligkos, ed., New York, Nova Science Publishers, 2012, pp. 175-188.
4. Mihael Mohorčič, Aleš Švigelj, "Routing and traffic engineering in dynamic packet-oriented networks", In: *Telecommunications networks: current status and future trends*, Jesus Hamilton Ortiz, ed., Rijeka, InTech, cop. 2012, pp. 329-350.
5. Aleksandra Rashkovska, Roman Trobec, Matjaž Depolli, Gregor Kosec, "3-D numerical simulation of heat transfer in biomedical applications", In: *Heat transfer phenomena and applications*, Salim N. Kazi Kazi, ed., Rijeka, InTech, 2012, pp. 99-152.

## PATENT APPLICATION

1. Roman Trobec, *Method and device for effecting a textual context window*, P-201200370, Urad RS za intelektualno lastnino, 6.12.2012.

## PATENT

1. Roman Novak, Matjaž Vencelj, *Method for quantum distribution of the short-range key*, SI23596 (A), Urad RS za intelektualno lastnino, 29.6.2012.

## MENTORING

1. Robert Blatnik, *Influence of the voice quality in telephony on the automated speaker recognition*: master's thesis, Ljubljana, 2012 (mentor Gorazd Kandus; co-mentor Tomaž Šef).
2. Zoltan Padrah, *Distributed spectrum sensing in unlicensed bands using the VESNA platform*: master's thesis, Ljubljana, 2012 (mentor Mihael Mohorčič).



# COMPUTER SYSTEMS DEPARTMENT

## E-7

*The department is concerned primarily with the design automation of computing structures and systems. Within this broad area, we are concentrating on the meta-heuristic approach to engineering design and logistics problems as well as system design and test. As an integral part of our research activity, members of the department have close contacts and collaborations with scientists worldwide, through academic links and industrial contacts, thus enabling us to keep at the forefront of this rapidly developing field.*

In the field of computer structures we are concentrating on the design of FPGA-based reconfigurable systems for selected target applications.

In the area of hardware/software co-design we collaborate with the Faculty of Electrical Engineering and Computer Science, University of Maribor. Within the application project we are developing a hardware accelerator for the compression of LIDAR data. In the past year, hardware predictors of the point coordinates and other attributes of LIDAR data were developed. The predictors of the point coordinates consist of two methods: linear prediction using last coordinate changes, and the search for the closest coordinate change among the most recent coordinate changes. The applied method is dynamically selected based on the resemblance of the current search result. A pipelined hardware divider, required for linear prediction, was also developed. An adjustable pipeline depth enabled us to select the most suitable divider with respect to the dividers' latency, the usage of the hardware resources, and the clock period. The coordinate prediction and the prediction of other LIDAR data attributes are used in the prediction compression of the LIDAR data. Additionally, a variable length encoder was developed, and the arithmetic coder was improved by using the barrel shifter structure, which resulted in up to 8-times higher data throughput. Modules were developed in the VHDL language and verified in the Cadence simulation environment. Individual modules were synthesized and tested on the Xilinx XUPV5 prototype board.

The application of SRAM-based field-programmable gate arrays (FPGAs) in mission-critical systems requires error mitigation and recovery techniques to protect them from the errors caused by high-energy radiation, also known as single-event upsets (SEUs).

We developed a SEU-recovery mechanism with a smaller hardware overhead than the existing solutions. According to the required levels of reliability, the mechanism can be employed in different self-recoverable architectures.

The efficiency of the proposed approach was evaluated with a specially developed fault-emulation environment. In contrast to conventional statistical methods based on radiation techniques, the developed fault emulation enables the user to inject faults at selected locations of the configuration memory. Then, individual parts of the recovery infrastructure can be analysed. In this way, modifications and possible improvements to the recovery infrastructure can be easily evaluated.

The resulting estimated reliability of our error-recovery mechanism is superior to the other reported solutions. It supports the Xilinx Virtex 4 and Virtex 5 FPGA families, and it can be easily extended to include Virtex 6 devices. The same recovery principle can also be applied to the FPGA devices of other manufacturers.

An important part of our research activities is related to the development of metaheuristic optimization methods and their applications. We have developed the continuous differential ant-stigmergy algorithm (CDASA) and evaluated it on real-world optimization problems.

Within an industrial project for ETA Cerčno d.o.o. we upgraded the application for product planning and management. The company produces components for domestic appliances, including cooking plates, thermostats, and heating elements. There are many different models due to the various demands of other companies that need cooking plates for their own cooking appliances. So the production must be scheduled very carefully to fulfil all the demands (quantities and deadlines), to maintain the specified amount of different models in stock, to optimally



Head:  
**Prof. Franc Novak**

**We developed a portable, pocket-sized, wireless, kitchen scale that informs diabetic patients about the carbohydrate content of foods in real-time.**



*Figure 1: Pocket-sized, portable, kitchen scale is wirelessly connected to a smartphone.*

occupy their workers, and to efficiently use all the production lines. The upgraded application introduces a multi-objective approach to production scheduling.

Within a project with Gorenje, d. d., Velenje, we were developing a program tool for the simulation and optimization of temperatures inside a refrigerator. For the optimum working of a refrigerator the desired temperature is

---

**Research of “On-line testing and recovery of FPGA-based systems” was published in the journal IEEE Transactions on Nuclear Science.**

---

sustained with the lowest possible power consumption. With a simulator that allows the simulation of temperatures inside the refrigerator during different modes of regulation, we replace the part of the measurements that are time consuming due to the slow thermal processes. The integrated optimization algorithm automatically finds the optimal regulation of a refrigerator. The

developed tools allow the substitution of a several-day observation of a refrigerator with a several-second simulation. This substitutes a large set of measurements and lowers the development costs.

In the area of machine vision we finished a project for the company Tesnila GK d.o.o. where the aim was to develop a quality-control machine-vision solution for various rubber parts produced by the company. The procedure includes a fast dimensional inspection of each rubber part, resulting in the replacement of the slow manual inspection.

In the area of computer vision we continued with the development of an automated cell-counting procedure based on an artificial neural network optimization of image processing to be used in an electroporation treatment. A new version of the software platform was implemented that helps researchers to quickly obtain the number of biological cells in a large number of image series by manually counting cells in only a few images. The tested accuracy is over 90%, which is comparable to user manual counting, especially when taking into account inter-person error, which can be up to 10%.

In collaboration with the Faculty of Health Studies, University of Ljubljana, we continued our work on the Wartenberg pendulum test, where the time dependence of a knee angle is tracked and then compared to a damped oscillation curve. The parameters of this curve are used to determine the viscosity of a knee's synovial fluid and to detect anomalies. Several groups of people were tested, belonging to different age populations, some of them being affected by diabetes. The developed procedure was used to obtain the results within two diploma works at the Faculty of Health Studies.

In collaboration with the Paediatric Clinic, the University Medical Centre Ljubljana, and the Biotechnical Faculty,

University of Ljubljana, we carried out a clinical study on the usability of „Open Platform for Clinical Nutrition“ (OPEN; <http://opkp.si>) for research purposes. In the study, 150 participating pregnant and lactating women tracked four-day food diaries with the help of clinical dieticians. We have analysed the correctness of the calculation of the energy and nutrition logs for all the nutrients that are vital for pregnant and lactating women. The calculated values will be compared with the analytical values. The results of the study are crucial for the continuation of work in this area.

In cooperation with the Slovenian Society for Clinical Nutrition, we carried out a national survey „Assessment of nutritional status of patients and the elderly in Slovenia“. For this purpose we developed a mobile application that integrates different tools for the dietary screening of malnourished patients of different ages and health conditions. The mobile application is an upgrade of OPEN and allows the easy transition to the web application, where patients facing malnutrition can find more information and tools for planning an appropriate diet. By using tablets and mobile applications, selected clinical dieticians carried out dietary screening at the Institute of

Oncology Ljubljana; Clinical Gastroenterology Department of the Internal Clinic of the University Medical Centre Ljubljana; and the Hospital Dr Petra Držaja, Ljubljana.

In collaboration with the Paediatric Clinic, University Medical Centre Ljubljana and the Faculty of Social Sciences of the University of Ljubljana, we carried out a national survey „Water wins“ (<http://vodazmaga.si/>), which aims to encourage children aged 11 to 14 to drink fewer sugary drinks and replace sugary drinks with water and other unsweetened beverages. To OPEN, we included a photo food questionnaire, which was completed by 300 primary-school children. The questionnaire was upgraded with a module for a statistical analysis of the responses and thus provided an added value to OPEN for the purposes of many other studies in this field.

In 2011 we finished the targeted research project "Slovenian food table - plant foods", the coordination of which was conducted at the Biotechnical Faculty, University of Ljubljana. In collaboration with the Department of Low and Medium Energy Physics, we developed an electronic food composition of plant foods and harmonized it with the pan-European distributed database EuroFIR.



*Figure 2: Organization of the fifth biennial international conference on bioinspired optimization methods and their applications.*

We developed a portable, pocket-size, wireless kitchen scale that informs diabetic patients about the carbohydrate content of foods in real-time. The scale is wirelessly connected with a mobile phone, a tablet or a computer that has internet access and runs OPEN. This embedded system may also be used by other patients with special nutritional needs, as well as by researchers.

Within the European project EuroFIR NEXUS we have participated in the program modelling, implementation and testing of an information platform that integrates information systems of 50 EuroFIR Member States. We supervised the development of a food browser, FoodExplorer, and a recipe-calculation tool, FoodBasket. Also, we have developed an advanced heuristic algorithm for the optimal searching of foods similarly categorized by LanguaL, which enables the efficient exchange of data from different electronic food-composition databases.

Under the supervision of EuroFIR AISBL, we run an international project „Updated food composition database for nutrient intake“, which is aimed at the creation of a European food-composition database for the European Food Safety Authority (EFSA) in an appropriate electronic format. The data were categorized according to the standard FoodEx2 that allows the harmonization of EU food-consumption data.

In 2012 we began a bilateral cooperation with the Portuguese national institute Instituto Nacional de Saúde Dr. Ricardo Jorge in Lisbon. We cooperate within the Portuguese project “Exploring the Effects of Toxic Mixtures of mycotoxins and infant food and potential health impact”, in which OPEN has been upgraded with a user interface in Portuguese, the Portuguese food composition database and tools for monitoring the toxic ingredients of baby food and beverages.

In cooperation with Department of Intelligent Systems we organized the BIOMA 2012 conference (Bioinspired Optimization Methods and their Applications). The fifth biennial conference included presentations and discussions on the newest theoretical and practical results on nature-inspired optimization methods and their applications. The conference presentations are included in the conference proceedings.

In cooperation with the Department of Intelligent Systems and the Laboratories for Computer Architecture and Languages and Programming Methodologies from the Faculty of Electrical Engineering and Computer Science, University of Maribor, we organized, for the seventh consecutive year, the workshops on “Nature-inspired algorithms” about stochastic optimization techniques.

---

**To support a national study on malnutrition in Slovenia, we developed a mobile application that integrates different tools for the dietary screening of malnourished patients of different ages and with various health conditions.**

---

## Some outstanding publications in the past three years

1. Koroušič Seljak, B.: Web-based eHealth applications with reference to food composition data. European journal of clinical nutrition, 2010, vol. 64, no. S3, pp. S121–S127
2. Korošec, P., Šilc, J., Filipič, B.: The differential ant-stigmergy algorithm. Inf. sci., 2012, vol. 19, no. 1, pp. 82–97
3. Legat, U., Biasizzo, A., Novak, F.: SEU recovery mechanism for SRAM-based FPGAs. IEEE trans. nucl. sci., 2012, vol. 59, no. 5, pp. 2562–2571
4. Pavlin, M., Novak, F.: A Wireless Interface for Replacing the Cables in Bridge-Sensor Applications. Sensors, 2012, vol. 12, no. 8, pp. 10014–10033
5. Papa, G., Vukašinović, V., Korošec, P.: Guided restarting local search for production planning. Eng. Appl. Artif. Intell., 2012, vol. 25, no. 2, pp. 242–253

## Organization of Conferences, Congresses and Meetings.

1. The 5<sup>th</sup> International Conference on Bioinspired Optimization Methods and their Applications, BIOMA 2012, Bohinj, 24–25 May 2012
2. AVN, The 20<sup>th</sup> workshop Nature-Inspired Algorithms, 20 September 2012, Šmarna gora, Slovenia

## INTERNATIONAL PROJECTS

- |   |   |
|---|---|
| <ol style="list-style-type: none"> <li>1. 7-FP - EuroFIR-Nexus: The EuroFIR Food Platform: Further integration, refinement and exploitation of for its long-term self-sustainability<br/>European Commission<br/>Asst. Prof. Barbara Koroušič Seljak</li> <li>2. EFSA: Updated food composition database for nutrient intake<br/>European Food Safety Authority - EFSA<br/>Asst. Prof. Barbara Koroušič Seljak</li> </ol> | <ol style="list-style-type: none"> <li>3. COST IC1204: Trustworthy manufacturing and utilization of secure devices<br/>COST Office<br/>Prof. Franc Novak</li> <li>4. HiPEAC: European Network of Excellence on high performance and embedded architecture and compilation<br/>Ghent University<br/>Prof. Franc Novak</li> </ol> |
|---|---|

## RESEARCH PROGRAM

1. Computer Structures and Systems  
Prof. Stanislav Kovačič

## R & D GRANTS AND CONTRACTS

1. Processing of massive geometric LIDAR data  
Prof. Franc Novak
2. Food composition tables - plant-derived foods  
Asst. Prof. Barbara Koroušič Seljak
3. eDietitian: Mobile diet guide  
Asst. Prof. Barbara Koroušič Seljak

---

## VISITOR FROM ABROAD

1. Dr. Eva Balsa-Canto, researcher from Bioprocess Engineering Group, IIM-CSIS Spanish National Council for Scientific Research, Vigo, Spain, 28-31 May 2013

---

## STAFF

### Researchers

1. Asst. Prof. Anton Biasizzo
2. Prof. Peter Korošec
3. Asst. Prof. Barbara Koroušič Seljak
4. Prof. Stanislav Kovačič\*
5. **Prof. Franc Novak, Head**
6. Asst. Prof. Gregor Papa
7. Asst. Prof. Jurij Šilc

### Postdoctorial associates

8. Dr. Drago Torkar

### Postgraduates

9. Lucas Benedičič\*\*

10. Uroš Bole\*\*
  11. Dr. Uroš Legat, left 01.06.12
  12. Vida Vukašinović, B. Sc.
- Technical and administrative staff**
13. Jolanda Jakofčič

Note:

\* part-time JSI member

\*\* postgraduate financed by industry

---

## BIBLIOGRAPHY

### ORIGINAL SCIENTIFIC ARTICLE

1. Petr Gregor, Riste Škrekovski, Vida Vukašinović, "Queue layouts of hypercubes", *SIAM j. discrete math.*, vol. 26, no. 1, pp. 77-88, 2012.
2. Peter Korošec, Jurij Šilc, Bogdan Filipič, "The differential ant-stigmergy algorithm", *Inf. sci.*, vol. 192, no. 1, pp. 82-97, 2012.
3. Uroš Legat, "On-line testing and recovery of systems on SRAM-based FPGA", *Inf. MIDEEM*, vol. 42, no. 3, pp. 144-151, 2012.
4. Uroš Legat, Anton Biasizzo, Franc Novak, "On-line self-recovery of embedded multi-processor SOC on FPGA using dynamic partial reconfiguration", *Inf. technol. valdyn.*, vol. 41, no. 2, pp. 116-124, 2012.
5. Uroš Legat, Anton Biasizzo, Franc Novak, "SEU recovery mechanism for SRAM-based FPGAs", *IEEE trans. nucl. sci.*, vol. 59, no. 5, pp. 2562-2571, 2012.
6. Franc Novak, Peter Mrak, Anton Biasizzo, "Test strategies for embedded ADC cores in a system-on-chip: a case study", *Comput. inform.*, vol. 31, no. 2, pp. 411-426, 2012.
7. Gregor Papa, Vida Vukašinović, Peter Korošec, "Guided restarting local search for production planning", *Eng. appl. artif. intell.*, vol. 25, no. 2, pp. 242-253, 2012.
8. Marko Pavlin, Darko Belavič, Franc Novak, "Ceramic MEMS designed for wireless pressure monitoring in the industrial environment", *Sensors*, vol. 12, no. 1, pp. 320-333, 2012.
9. Marko Pavlin, Franc Novak, "A wireless interface for replacing the cables in bridge-sensor applications", *Sensors*, vol. 12, no. 8, pp. 10014-10033, 2012.
10. Denis Špelič, Franc Novak, Borut Žalik, "A fast method for the alignment of the displacement of voxel data", *Adv. electr. comput. eng. (Print)*, vol. 2012, no. 2, pp. 41-46, 2012.
11. Katerina Taškova, Jurij Šilc, Nataša Atanasova, Sašo Džeroski, "Parameter estimation in a nonlinear dynamic model of an aquatic ecosystem with meta-heuristic optimization", *Ecol. model.*, vol. 226, no. 1, pp. 36-61, 2012.

### PUBLISHED SCIENTIFIC CONFERENCE CONTRIBUTION

1. Lucas Benedičič, Peter Korošec, "Balancing downlink and uplink soft-handover areas in UMTS network", In: *2012 IEEE World Congresses on Computational Intelligence*, International Joint Conference on Neural Networks (IJCNN 2012), the IEEE International Conference on Fuzzy Systems (FUZZ-IEEE 2012) and the IEEE Congress on Evolutionary Computation (IEEE CEC 2012), June 10-15, Brisbane, Australia, Danvers, IEEE, 2012, pp. 2469-2476.
2. Lucas Benedičič, Peter Korošec, "Reducing costs with computer power management", In: *Zbornik, 4. študentska konferenca Mednarodne podiplomske šole Jožefa Stefana = 4th Jožef Stefan International Postgraduate School Students Conference*, 25. maj 2012, Ljubljana, Slovenija, Dejan Petelin, ed., Aleš Tavčar, ed., Boštjan Kaluža, ed., Ljubljana, Mednarodna podiplomska šola Jožefa Stefana, 2012, pp. 107-112.
3. Anton Biasizzo, Franc Novak, "Towards hardware implementation of lossless LIDAR data compression", In: *Proceedings, 48th International Conference on Microelectronics, Devices and Materials & the Workshop on Ceramic Microsystems*, September 19 - September 21, 2012, Otočec, Slovenia, Darko Belavič, ed., Iztok Šorli, ed., Ljubljana, MIDEEM - Society for Microelectronics, Electronic Components and Materials, 2012, pp. 249-254.
4. Urška Blaznik, Barbara Koroušič-Seljak, Rok Poličnik, Jožica Maučec Zakotnik, Cirila Hlastan-Ribič, "Razpoložljivost natrija v kupljenih živilskih proizvodih v Sloveniji v obdobju 2000-2009", In: *Slovenski dan dietetike: prva znanstvena konferenca z mednarodno udeležbo, Izola, 25. oktober 2012 = first scientific conference with international participation: zbornik prispevkov = proceedings*, Katarina Babnik, ed., Martina Kocbek, ed., Koper, Založba Univerze na Primorskem, 2012, pp. 47-53.
5. Uroš Bole, Gregor Papa, "Optimization in organizations: things we tend to forget", In: *Bioinspired optimization methods and their applications: proceedings of the Fifth International Conference on Bioinspired*

- Optimization Methods and their Applications - BIOMA 2012, 24-25 May 2012, Bohinj, Slovenia*, Bogdan Filipič, ed., Jurij Šilc, ed., Ljubljana, Jožef Stefan Institute, 2012, pp. 257-268.
6. Mojca Korošec, Jasna Bertonec, Barbara Koroušič-Seljak, Terezija Golob, "Slovenska baza o sestavi živil: novi podatki o sestavi živil rastlinskega izvora: new data on composition of foods of plant origin", In: *Trendi in izzivi v živilstvu, prehrani, gostinstvu in turizmu: zbornik prispevkov 2. mednarodne strokovne konference, 16.-17. november 2012, Ljubljana, Slovenija: 2nd International Professional Conference proceedings, November 16th-17th 2012, Ljubljana, Slovenia*, Jasna Kržin Stepišnik, ed., Vesna Loborec, ed., Gordana Vulič, ed., Marija Kostadinov, ed., Tjaša Vidrih, ed., Boštjan Ozimek, ed., Dejan Cvitkovič, ed., Milena Suwa-Stanojevič, ed., Ljubljana, Biotehniški izobraževalni center, Višja strokovna šola, = Biotechnical Educational Centre, Vocational College, 2012, pp. 81-91.
  7. Peter Korošec, Jurij Šilc, "The continuous differential ant-stigmergy algorithm applied to dynamic optimization problems", In: *2012 IEEE World Congresses on Computational Intelligence*, International Joint Conference on Neural Networks (IJCNN 2012), the IEEE International Conference on Fuzzy Systems (FUZZ-IEEE 2012) and the IEEE Congress on Evolutionary Computation (IEEE CEC 2012), June 10-15, Brisbane, Australia, Danvers, IEEE, 2012, pp. 1317-1324.
  8. Rok Mandeljc, Stanislav Kovačič, Matej Kristan, Janez Perš, "Multi-modal tracking by identification", In: *Zbornik enaindvajsete mednarodne Elektrotehniške in računalniške konference ERK 2012, 17.-19. september 2012, Portorož, Slovenija*, (Zbornik ... Elektrotehniške in računalniške konference ERK ...), Baldomir Zajc, ed., Andrej Trost, ed., Ljubljana, IEEE Region 8, Slovenska sekcija IEEE, 2012, zv. B, pp. 161-164.
  9. Boštjan Murovec, Janez Perš, Vildana Sulič, Rok Mandeljc, Stanislav Kovačič, "Computer-vision-centric design of a visual sensor network node", In: *Proceedings of the 17th Computer Vision Winter Workshop, Mala Nedelja, Slovenia, February 1-3, 2012*, Matej Kristan, ed., Luka Čehovin, ed., Rok Mandeljc, ed., Ljubljana, Slovenian Pattern Recognition Society, 2012, pp. 9-16.
  10. Peter Novak, Barbara Koroušič-Seljak, Franc Novak, Borut Žalik, "Analiza in izboljšava spletni strani odprte platforme za klinično prehrano", In: *Zbornik 15. mednarodne multikonference Informacijska družba - IS 2012, 8.-12. oktober 2012, Ljubljana, Slovenia: zvezek A: volume A*, (Informacijska družba), Marko Bohanec, ed., Matjaž Gams, ed., Dunja Mladenič, ed., Marko Grobelnik, ed., Marjan Heričko, ed., Urban Kordeš, ed., Maja Smrdu, ed., Olga Markič, ed., Zvezdan Pirtošek, ed., Jadran Lenarčič, ed., Leon Žlajpah, ed., Andrej Gams, ed., Vladislav Rajkovič, ed., Tanja Urbančič, ed., Mojca Bernik, ed., Ljubljana, Institut Jožef Stefan, 2012, zv. A, pp. 80-83.
  11. Klemen Oblak, Franc Kosel, Peter Korošec, Jurij Šilc, "Geometrijska optimizacija rotorja radialnega in aksialnega turbopuhala z uporabo umetne inteligence", In: *Zbornik del, Kuhljevi dnevi 2012, Rogaška Slatina, 26.-27. september, 2012*, Matjaž Hriberšek, ed., Jure Ravnik, ed., Ljubljana, Slovensko društvo za mehaniko, 2012, pp. 169-176.
  12. Janez Perš, Vildana Sulič, Rok Mandeljc, Matej Kristan, Stanislav Kovačič, "Dana36: a multi-camera image dataset for object identification in surveillance scenarios", In: *Proceedings, 2012 IEEE Ninth International Conference on Advanced Video and Signal-Based Surveillance, AVSS 2012, 18-21 September 2012, Beijing, China, Los Alamitos, Washington, Tokyo, IEEE Computer Society, cop. 2012*, pp. 64-69.
  13. Katerina Taškova, Jurij Šilc, Peter Korošec, "Exploring the parameter space of a search algorithm", In: *Bioinspired optimization methods and their applications: proceedings of the Fifth International Conference on Bioinspired Optimization Methods and their Applications - BIOMA 2012, 24-25 May 2012, Bohinj, Slovenia*, Bogdan Filipič, ed., Jurij Šilc, ed., Ljubljana, Jožef Stefan Institute, 2012, pp. 151-162.
  14. Vida Vukašinović, Jurij Šilc, Riste Škrekovski, "Swarm-inspired Social Network Model and Its Properties", In: *The proceedings of the 4th International Conference on Information Technologies and Information Society [also] ITIS 2012: [Dolenjske Toplice, Slovenia, 7-9 November 2012]*, Matej Mertik, ed., Janez Povh, ed., Novo mesto, Fakulteta za informacijske študije, 2012, pp. 1-9.
  15. Vida Vukašinović, Jurij Šilc, Riste Škrekovski, "Towards social networks model", In: *Bioinspired optimization methods and their applications: proceedings of the Fifth International Conference on Bioinspired Optimization Methods and their Applications - BIOMA 2012, 24-25 May 2012, Bohinj, Slovenia*, Bogdan Filipič, ed., Jurij Šilc, ed., Ljubljana, Jožef Stefan Institute, 2012, pp. 49-60.

## INDEPENDENT SCIENTIFIC COMPONENT PART OR A CHAPTER IN A MONOGRAPH

1. Asta Gregorič, Boris Zmazek, Sašo Džeroski, Drago Torkar, Janja Vaupotič, "Radon as an earthquake precursor - methods for detecting anomalies", In: *Earthquake research and analysis: statistical studies, observations and planning*, Sebastiano D'Amico, ed., Rijeka, InTech, cop. 2011, pp. 179-196.

## MENTORING

1. Uroš Legat, *On-line testing and recovery of FPGA-based systems*: doctoral dissertation, Ljubljana, 2012 (mentor Franc Novak).
2. Katerina Tashkova, *Parameter identification in nonlinear dynamic systems with meta-heuristic approaches*: doctoral dissertation, Ljubljana, 2012 (mentor Sašo Džeroski; co-mentor Jurij Šilc).





*The Department of Knowledge Technologies performs research in advanced information technologies aimed at acquiring, storing and managing knowledge to be used in the development of knowledge-based applications. Established areas include intelligent data analysis (machine learning, data mining, and knowledge discovery in databases), semantic data mining and the semantic web, language technologies and computational linguistics, decision support and knowledge management. Apart from research in knowledge technologies, we are also developing applications in environmental sciences and ecology, medicine and health care, biomedicine and bioinformatics, economy and marketing.*

In 2012 we were involved in eight national and thirteen European projects, most of them funded in the seventh framework program (FP7). In terms of our collaboration in EU projects, we were the most successful program group in Slovenia.

In the area of intelligent data analysis and data mining we have developed several new methods and used them in a number of application areas. We developed a new approach for creating and implementing data-mining workflows, upgrading the service-oriented knowledge-discovery platform Orange4WS, also developing a new workflow platform called ClowdFlows. In Orange4WS we also developed and implemented a novel SDM-Toolkit used for semantic subgroup discovery; a new triplet extraction methodology from text, used for signaling network construction in the modeling of plant defense response; and the SegMine methodology, which together with the BioMine system for the detection of new links between genes, allows for semantic gene expression analysis by using bio-ontologies as background knowledge.

We developed a new system for bisociative knowledge discovery called CrossBee, used for discovering new connections between different medical domains. We developed a new methodology for mining document-enriched heterogeneous information networks and a new approach to equation discovery, enabling the learning of process-based models of dynamic systems from data and domain knowledge, which can use different criteria and methods for parameter optimization. We developed new methods for learning rule ensembles for multi-target regression and new methods for multi-label classification and conducted a large-scale empirical comparison of existing ones. We used the newly developed methods in a number of environmental problems, including the hierarchical classification of diatoms from images, modeling the dynamics of aquatic ecosystems, and modeling gene flow between conventional and genetically modified crops.

We have successfully concluded our work on the FP7 project on data mining called e-LICO (e-Laboratory for Interdisciplinary Collaborative Research in Data Mining and Data-Intensive Sciences) where we developed new web services for subgroup discovery.

We successfully concluded our collaboration within the FP7 project PHAGOSYS (Systems biology of phagosome formation and maturation – modulation by intracellular pathogens), where we used equation-discovery approaches to learn models of the dynamics of endocytosis, an important process of immune response, and analyzed high throughput data from compound and genomic screens about different aspects of the same process (e.g., in response to different pathogens). We continued our collaboration in two other FP7 projects: SUMO, where we are developing methods for learning supermodels (ensemble models of dynamic systems), and REWIRE, where we apply machine-learning methods to analyze patient-record and sensor data in the context of post-stroke rehabilitation. In September we started work on the EU 7FP FET project from the field of computer understanding of natural language called MUSE (Machine Understanding for interactive StoryTElling), the goal of which is to illustrate texts as 3D animation. In the area of text and web mining and heterogeneous information network analysis we continued our research in the framework of three European FP7 projects: FIRST (Large scale information extraction and integration infrastructure for supporting financial decision making), FOC (Forecasting Financial Crises), and ENVISION (ENVironmental Services Infrastructure with ONtologies). In FIRST and FOC we focus on analyzing large amounts of dynamic and heterogeneous sources of financial information and develop online data-mining



Head:

**Prof. Nada Lavrač**

**We produced the first digital dictionary of historical Slovene, containing over 20,000 entries and available from <http://nl.ijs.si/imp/>, which can be used by linguists, as well as for applications in human language technologies, e.g., to support a full-text search in digital libraries of Slovenian cultural heritage.**



*Figure 1: Monograph "Foundations of Rule Learning" (Springer 2012, 334 pages), co-authored by Prof. Nada Lavrač, presents the foundations, techniques and selected applications of rule learning as investigated in classic machine learning and modern data mining.*




Figure 2: Result of successful EU FP7 project BISON is an open-access book "Bisociative Knowledge Discovery", Springer 2012. Members of the Department of Knowledge Technologies at JSI contributed nine book chapters addressing methods for discovering new, domain-bridging connections and patterns from heterogeneous data sources.

tools for near-real-time processing of vast amounts of constantly evolving data (financial news, blogs and tweets). We permanently monitor 200 financial websites and capture about 40,000 documents per day. In 2012 we focused on data analysis and end-user solutions, such as sentiment analysis on financial products, estimating the reputation of financial institutions, and on online fraud detection. In FOC we extract indicators based on the sentiment analysis of large streams of textual data with the goal of forecasting financial crises. In ENVISION we develop tools for multilingual support for ontology management and a semantic description of geographic data and services. The tools are integrated into a web application and constitute one of the modules of the on-line environmental decision support portal.

During the 2012 Slovenian presidential elections, we launched a novel public sentiment monitoring solution in collaboration with Gama System and POP TV. We developed a sentiment analysis prototype that collected and analyzed tweets about the three presidential candidates. The sentiment charts were shown on prime time during live TV debates on POP TV and were controversial in the sense that they were in conflict with the polls carried out by the major polling agencies in Slovenia. The polling agencies predicted the then-current president would win the first round of elections, while our system clearly showed the lead of Borut Pahor, who in the end won both the first and the final round of elections.

In the area of language technologies we continued work on the development of language resources and technologies for historical Slovene, where we produced a manually annotated corpus (300,000 words), a digital lexicon (20,000 entries) and an annotation tool for historical Slovene, with which we then annotated a large collection (400 books, 30,000 pages) of historical Slovene texts and made it available as a digital library and through a web-based concordancer. With this we are enabling empirically based studies of diachronic Slovene, as well as better accessibility of Slovene written cultural heritage, already used in the dLib.si digital library portal of the National and University Library (NUL) of Slovenia. This work was undertaken in the scope of the FP7 project IMPACT (Improving Access to Text) in which we collaborate with NUL and as part of the Google awarded project "Developing language models for historical Slovene", in which we collaborate with the Scientific Research Centre of the Slovene Academy of Sciences and Arts (SRC SASA). In the scope of the national project "Unknown 17th and 18th century manuscripts of Slovene literature: information-technology aided register, scholarly editions and analyses" we finished our joint work with SRC SASA, where we implemented a Fedora Commons platform for searching manuscript descriptions and viewing manuscripts. We also started joint work with SRC SASA on the national project "Leading Slovene Humanists from the 16th to the mid-19th Century".

In the scope of the project "Communication in Slovene", under the lead of the company Amebis we finished work on a new generation of reference corpora for Slovene (e.g., Gigafida with more than a billion words), which also include large freely available corpora, so far lacking for the Slovene language. We completed our work on the linguistic annotation of parallel bi-lingual corpora, performed in the scope of the national project "Slovene translation studies – resources and research" under the lead of the Department for Translation Studies at the Arts Faculty of the University of Ljubljana. The corpora are used for linguistic studies of translation processes, while also being useful for the development of multilingual language technologies. In cooperation with the same department we are continuing work on enlarging and cleaning the Slovene semantic lexicon sloWNet, where we collaborated in the development of two tools: sloWTool, a browser and editor for sloWNet, and sloWCrowd, a crowdsourcing tool for lexicon cleaning. In 2012 we started with work on implementing web services to linguistically annotated texts; so far we have implemented part-of-speech tagging and lemmatization for Slovene and English in the workflow construction environments Orange4WS and ClowdFlows.

We collaborated in the work of the Slovene Institute of Standardization, as the Slovene delegates of ISO/TC37/SC4 "Terminology and Other Language and Content Resources / Language Resources Management" by taking part in the meetings of ISO TC 37 and in reviewing, translating and approving Slovene standards from this field. We were active in the preparation of the National Program for Language Policy 2012-2016 and in taking the steps necessary for Slovenia to join the research infrastructure CLARIN (Common Language Resources and Technology Infrastructure) at the Slovene Ministry of Culture.

In the area of decision support our long-term goal is to develop methods and techniques of decision modeling, support them with software and inte-

**Launch of a novel, public sentiment monitoring system in collaboration with Gama System and POP TV, aired in prime time during the 2012 presidential elections.**



Figure 3: Twitter sentiment about candidates at the 2012 Slovenian presidential elections shown on POP TV. Source: <http://www.predsedniskevolitve.si/>, Gama System in collaboration with Jožef Stefan Institute, Slovenia.

grate them with data-mining systems. In 2012 we developed a new version (3.04) of the computer program for multi-attribute decision-making DEXi, which brings better reporting capabilities and completely re-implemented JDEXi, a java library for the evaluation of decision alternatives. We also improved existing and developed new methods for the ranking of alternatives in qualitative multi-attribute models, based on copulas, which improve the sensitivity of decision models and alleviate some drawbacks of existing methods. In the framework of the 7FP EU project e-LICO, we developed a multi-attribute model for the evaluation of workflows in Rapid Miner, a well-known data-mining suite. In the 7FP project FIRST, we started the development of evaluation models for banking and finance. We developed a model for the assessment of roof coverings, which is methodologically interesting for its explicit modeling of context-based dependencies. Our results on six decision-support models related to growing and using genetically-modified crops, which were achieved in the already finished EU 7FP project Co-Extra, were published in 2012 in a Wiley-Blackwell book.

We participated in the project EVADIFF (Evaluation et de développement et modèles outils d'aide à la décision utilisés pour la Prévention des pollutions diffuses par les produits phytopharmaceutiques), commissioned by ARVALIS Institut du Végétal, France, where we develop a decision-support system for the selection of mitigation measures for the protection of surface waters from pollution by phytopharmaceuticals.

## Some outstanding publications in the past year

1. Stojanova, D., Ceci, M., Appice, A., Džeroski, S.: Network regression with predictive clustering trees. *Data mining and knowledge discovery*, 2012, vol. 25, no. 2, pp. 378–413
2. Grčar, M., Trdin, N., Lavrač, N.: A methodology for mining document-enriched heterogeneous information networks. *Comput. j.*, [in press] 2012, 15 pages
3. Aho, T., Ženko, B., Džeroski, S., Elomaa, T.: Multi-target regression with rule ensembles. *J. mach. learn. res.*, [Print ed.], 2012, vol. 13, pp. 2367–2407
4. Miljković, D., Stare, T., Mozetič, I., Podpečan, V., Petek, M., Witek, K., Dermastia, M., Lavrač, N., Gruden, K.: Signalling network construction for modelling plant defence response. *PloS one*, 2012, vol. 7, no. 12, pp. e51822–e51822-18. <http://ponta.ijs.si/mozetic/papers/Miljetal-signet-PlosONE-12.pdf>
5. Logar Berginc, N., Grčar, M., Brakus, M., Erjavec, T., Arhar Holdt, Š., Krek, S.: *Korpusi slovenskega jezika Gigafida, KRES, ccGigafida in ccKRES: gradnja, vsebina, uporaba*, (Zbirka Sporazumevanje). 1. izd. Ljubljana: Trojina, zavod za uporabno slovenistiko: Fakulteta za družbene vede, 2012. 208 pages, ilustr. ISBN 978-961-92983-6-7. ISBN 978-961-235-596-8
6. Mileva-Boshkoska, B., Bohanec, M.: A method for ranking non-linear qualitative decision preferences using copulas. *International journal of decision support system technology*, [in press] 2012, 17 pages

## Organization of conferences, congresses and meetings

1. The 22nd International Conference on Inductive Logic Programming - ILP 2012, Dubrovnik, Croatia, 17.–19. 9. 2012
2. Subconference: Intelligent Systems, and Conference on 100 Years of Alan Turing and 20 Years Of SLAIS, Information Society 2012, Ljubljana, Slovenia 8.–12. 10. 2012
3. Project meeting of European project REWIRE, Ljubljana, Slovenia, 17.–18. 9. 2012




Figure 4: User interface for a system for the automatic annotation of microscopic diatom images. The query image and the reported identification results (taxon name and probability) are shown in the upper part. The bottom part shows the reference images for the identified taxon name that are present in the database.

**Nada Lavrač gave an invited lecture at The 25th IEEE International Symposium on Computer-Based Medical Systems - CBMS 2012, held in Rome in June 2012.**



Figure 5: The first digital dictionary of historical Slovene, containing over 20,000 entries and available from <http://nl.ijs.si/imp/>, can be used by linguists, as well as for applications in human language technologies, e.g., to support full-text search in digital libraries of Slovenian cultural heritage.

## INTERNATIONAL PROJECTS

1. EVADIFF: Evaluation of existing models and development of new decision-making tools to prevent diffuse pollution caused by plant protection products  
Arvalis - Institut du Végétal  
Prof. Marko Debeljak
2. 7. FP - PHAGOSYS: Systems biology of phagosome formation and maturation, modulation by intracellular pathogens  
European Commission  
Prof. Sašo Džeroski
3. 7. FP - ENVISION: Environmental services infrastructures with ontologies  
European Commission  
Miha Grčar, Prof. Nada Lavrač
4. 7. FP - IMPACT: Improving access to text  
European Commission  
Asst. Prof. Tomaž Erjavec
7. FP - FIRST: Large scale information extraction and integration infrastructure for supporting financial decision making  
European Commission  
Miha Grčar, Prof. Nada Lavrač
5. 7. FP - e-LICO: E-laboratory for collaborative interdisciplinary research in data mining and data intensive sciences  
European Commission  
Prof. Nada Lavrač, Asst. Prof. Martin Žnidaršič
6. 7. FP - SUMO: Supermodeling by combining imperfect models  
European Commission  
Prof. Sašo Džeroski
7. FP - FOC-II: Forecasting financial crises  
European Commission  
Dr. Igor Mozetič, Miha Grčar
7. FP - REWIRE: Rehabilitative wayout in responsive home environments  
European Commission  
Prof. Sašo Džeroski, Asst. Prof. Bernard Ženko
7. FP - MUSE: Machine understanding for interactive storytelling  
European Commission  
Prof. Nada Lavrač
9. COST IC1002, MUMIA: Multilingual and multifaceted interactive information access  
COST Office  
Dr. Igor Mozetič, Asst. Prof. Tomaž Erjavec

10. The European network on word structure  
ESF - European Science Foundation  
Asst. Prof. Tomaž Erjavec
11. Identifying optimal management strategies for biodiversity and related ecosystem services on private forests  
Slovenian Research Agency  
Prof. Marko Debeljak

## RESEARCH PROGRAM

1. Knowledge Technologies  
Prof. Nada Lavrač

## R & D GRANTS AND CONTRACTS

1. Systemic biology approaches to analyzing interactions between pathogens and plants  
Prof. Nada Lavrač
2. Slovene translation studies - resources and research  
Asst. Prof. Tomaž Erjavec
3. Growth and defense trade-offs in multitrophic interaction between potato and its two major pests  
Prof. Nada Lavrač
4. The leading humanists in the Slovenian territory between the 16th and mid-19th centuries and their social and cultural environment  
Asst. Prof. Tomaž Erjavec
5. Data mining for integrative data analysis in systemic biology  
Prof. Sašo Džeroski
6. Semantic rule discovery in the context of Web services  
Prof. Nada Lavrač
7. Ecological restoration of natural disturbances in forests  
Prof. Marko Debeljak
8. Google digital humanities award for developing language models for historical Slovene  
Asst. Prof. Tomaž Erjavec
9. 22nd International conference on inductive logic programming Dubrovnik - ILP 2012, 17.-19.9.2012, Dubrovnik  
Prof. Nada Lavrač

## VISITORS FROM ABROAD

1. Dr. Ivica Dimitrovski, Faculty of Electrical Engineering and Information Technologies, University Ss. Cyril and Methodius, Skopje, Macedonia, 8.-29. 1. 2012
2. Dr. Gjorgji Madjarov, Faculty of Electrical Engineering and Information Technologies, University Ss. Cyril and Methodius, Skopje, Macedonia, 8.-29. 1. 2012
3. Dr. Nikola Ljubešić, Univerza v Zagrebu, Zagreb, Croatia, 6.-9. 2. 2012
4. Prof. dr. Suzana Loškoska, Faculty of Electrical Engineering and Information Technologies, University Ss. Cyril and Methodius, Skopje, Macedonia, 1. 3.-1 10. 2012
5. Akad. prof. dr. Ljupčo Kocarev, Macedonian Academy of Sciences and Arts, Skopje, Macedonia, 11.-16. 3. 2012
6. Dr. Michelangelo Ceci, Università degli Studi di Bari, Bari, Italy, 23.-25. 4. 2012
7. Dr. Michelangelo Puliga, ETH, Zurich, Switzerland, 15.-18. 5. 2012, 18. 12. 2012
8. Dr. Dragan Gamberger, Rudjer Bošković Institute, Zagreb, Croatia, 15.-18. 5. 2012
9. Dr. Tomislav Šmuc, Rudjer Bošković Institute, Zagreb, Croatia, 15.-18. 5. 2012, 15. 11. 2012
10. Nino Antulov Fantulin, Rudjer Bošković Institute, Zagreb, Croatia, 15.-18. 5. 2012, 18. 12. 2012
11. Matija Piškorec, Rudjer Bošković Institute, Zagreb, Croatia, 15.-18. 5. 2012, 15. 11. 2012
12. Marko Popović, Rudjer Bošković Institute, Zagreb, Croatia, 15.-18. 5. 2012, 4.-5. 11. 2012, 4.-5. 12. 2012
13. Dražen Lučanin, Rudjer Bošković Institute, Zagreb, Croatia, 15.-18. 5. 2012
14. Prof. dr. Benedict Brors, German Cancer Research Center - DKFZ, Heidelberg, Germany, 25.-27. 7. 2012
15. Dr. Florence Leprince, ARVALIS - Institut du végétal, Montardon, France, 6.-8. 9. 2012, 7.-8. 11. 2012
16. Dr. Barry Hardy, Douglas Connect, Zeiningen, Switzerland, 5. 5. 2012
17. Richard Wheeler, University of Edinburgh, Edinburgh, Scotland, 4.-9. 9. 2012
18. Prof. dr. Hiroshi Motoda, AFOSR/AOARD in University of Osaka, Osaka, Japan, 19.-23. 9. 2012
19. Prof. dr. João Gama, University of Porto, Laboratory of Artificial Intelligence and Decision Support, and Faculty of Economics, Porto, Portugal, 8.-14. 10. 2012
20. Dr. Nataša Pržulj, Imperial College, London, UK, 6. 11. 2012
21. Dr. Benoit Real, ARVALIS Institut du végétal, Paris, France, 7.-8. 11. 2012

## STAFF

### Researchers

1. Prof. Marko Bohanec
2. Prof. Bojan Cestnik\*
3. Prof. Marko Debeljak
4. Prof. Sašo Džeroski
5. Asst. Prof. Tomaž Erjavec
6. **Prof. Nada Lavrač, Head**
7. Prof. Tanja Urbančič\*

### Postdoctoral associates

8. Dr. Dragi Kocev
9. Dr. Petra Kralj Novak
10. Dr. Panče Panov
11. Dr. Ivica Slavkov

12. Dr. Aneta Trajanov
  13. Asst. Prof. Bernard Ženko
  14. Asst. Prof. Martin Žnidaršič
- ### Postgraduates
15. Darko Čerepnalkoski, B. Sc.
  16. Miha Grčar, B. Sc.
  17. Dr. Elena Ikonomovska
  18. Matjaž Juršič, B. Sc.
  19. Janez Kranjc, B. Sc.
  20. Biljana Mileva Boshkoska, M. Sc.
  21. Matic Perovšek, B. Sc.
  22. Vid Podpečan, B. Sc.
  23. Senja Pollak, B. Sc.



24. Nikola Simidjievski, B. Sc.  
 25. Borut Sluban, B. Sc.  
 26. Nejc Trdin, B. Sc.  
 27. Anže Vavpetič, B. Sc.  
**Technical officers**  
 28. Marko Brakus, B. Sc., left 01.05.12  
 29. Dr. Igor Mozetič

**Technical and administrative staff**

30. Tina Anžič, B. Sc.  
 31. Milica Bauer, B. Sc.  
 32. Dr. France Dacar, retired 29.07.12

Note:

\* part-time JSI member

# BIBLIOGRAPHY

## ORIGINAL SCIENTIFIC ARTICLE

1. Timo Aho, Bernard Ženko, Sašo Džeroski, Tapio Elomaa, "Multi-target regression with rule ensembles", *J. mach. learn. res.*, vol. 13, pp. 2367-2407, 2012.
2. Darko Čerepnalkoski, Katerina Taškova, Ljupčo Todorovski, Nataša Atanasova, Sašo Džeroski, "The influence of parameter fitting methods on model structure selection in automated modeling of aquatic ecosystems", In: Proceedings of the 7th ECEM, European Conference on Ecological Modelling, 30 May - 2 June 2011, Riva el Garda, Italy, *Ecol. Model.*, vol. 245, pp. 136-166, 2012.
3. Marko Debeljak, Aneta Trajanov, Daniela Stojanova, Florence Leprince, Sašo Džeroski, "Using relational decision trees to model out-crossing rates in a multi-field setting", In: Proceedings of the 7th ECEM, European Conference on Ecological Modelling, 30 May - 2 June 2011, Riva el Garda, Italy, *Ecol. Model.*, vol. 245, pp. 75-83, 2012.
4. Ivica Dimitrovski, Dragi Kocev, Suzana Loskovska, Sašo Džeroski, "Hierarchical classification of diatom images using ensembles of predictive clustering trees", *Ecological informatics*, vol. 7, no. 1, pp. 19-29, 2012.
5. Tomaž Erjavec, "Jezikoslovni viri starejše slovenščine", In: *Ljubljana v BiTiH - BiTi v Ljubljani: prispevki iz prvega ljubljanskega kongresa digitalizacije kulturne dediščine = papers from the first Slovenian congress for digitisation of cultural heritage: tematska številka*, (Knjižnica, 56, 3), Ines Vodopivec, ed., Ljubljana, Zveza bibliotekarskih društev Slovenije, Narodna in univerzitetna knjižnica, 2012, pp. 205-221.
6. Tomaž Erjavec, "MULTEXT-East: morphosyntactic resources for Central and Eastern European languages", *Language resources and evaluation*, vol. 46, no. 1, pp. 131-142, 2012.
7. Frieder Graef et al. (38 authors), "A framework for a European network for a systematic environmental impact assessment of genetically modified organisms (GMO)", *BioRisk (Print)*, vol. 7, pp. 73-97, 2012.
8. Miha Grčar, Vid Podpečan, Borut Sluban, Igor Mozetič, "Ontology querying support in semantic annotation process", In: PRICAI 2012: trends in artificial intelligence: 12th Pacific Rim International Conference, Kuching, Malaysia, September 3-7, 2012: proceedings, *Lecture notes in computer science*, vol. 7458, pp. 76-87, 2012.
9. Janez Kranjc, Vid Podpečan, Nada Lavrač, "CloudFlows: a cloud based scientific workflow platform", In: Machine learning and knowledge discovery in databases: European conference, ECML PKDD 2012 Bristol, UK, September 24-28, 2012: part II.: proceedings, *Lecture notes in computer science*, vol. 7523, pp. 816-819, 2012.
10. Gjorgji Madžarov, Dejan Gjorgjevič, Sašo Džeroski, "Two stage architecture for multi-label learning", *Pattern recogn.*, vol. 45, no. 3, pp. 1019-1034, 2011.
11. Gjorgji Madžarov, Dragi Kocev, Dejan Gjorgjevič, Sašo Džeroski, "An extensive experimental comparison of methods for multi-label learning", In: Proceedings of the Iberian Conference on Pattern Recognition and Image Analysis (IbPRIA'2011), 8-10 June 2011, Las Palmas de Gran Canaria, Spain, *Pattern recognition*, vol. 45, no. 9, pp. 3084-3104, 2012.
12. Dragana Miljković, Tjaša Stare, Igor Mozetič, Vid Podpečan, Marko Petek, Kamil Witek, Marina Dermastia, Nada Lavrač, Kristina Gruden, "Signalling network construction for modelling plant defence response", *PLoS one*, vol. 7, no. 12, pp. e51822-1e51822-18, 2012.
13. Patrik Mouron et al. (22 authors), "Sustainability assessment of crop protection systems: sustainOS methodology and its application for apple orchards", *Agric. syst.*, vol. 113, pp. 1-15, 2012.
14. Ingrid Petrič, Bojan Cestnik, Nada Lavrač, Tanja Urbančič, "Outlier detection in cross-context link discovery for creative literature mining", *Comput. j.*, vol. 55, no. 1, pp. 47-61, 2012.
15. Vid Podpečan, Monika Žáková, Nada Lavrač, "Orange4WS environment for service-oriented data mining", *Comput. j.*, vol. 55, no. 1, pp. 82-98, 2012.
16. Senja Pollak, Nejc Trdin, Anže Vavpetič, Tomaž Erjavec, "NLP web services for Slovene and English: morphosyntactic tagging, lemmatisation and definition extraction", *Informatica (Ljublj.)*, vol. 36, no. 4, pp. 441-449, 2012.
17. Daniela Stojanova, Michelangelo Ceci, Annalisa Appice, Sašo Džeroski, "Network regression with predictive clustering trees", In: *Proceedings of the ECML PKDD 2011, European Conference on Machine Learning and Principles and Practice of Knowledge Discovery in Databases, 5-9 September 2011, Athens, Greece, Data mining and knowledge discovery* vol. 25, no. 2, pp. 378-413, 2012.
18. Daniela Stojanova, Andrej Kobler, Peter Ogrinc, Bernard Ženko, Sašo Džeroski, "Estimating the risk of fire outbreaks in the natural environment", In: Proceedings of the ECML PKDD 2011, European Conference on Machine Learning and Principles and Practice of Knowledge Discovery in Databases, 5-9 September 2011, Athens, Greece, *Data mining and knowledge discovery* vol. 24, no. 2, pp. 411-442, 2012.
19. Katerina Taškova, Jurij Šilc, Nataša Atanasova, Sašo Džeroski, "Parameter estimation in a nonlinear dynamic model of an aquatic ecosystem with meta-heuristic optimization", *Ecol. model.*, vol. 226, no. 1, pp. 36-61, 2012.
20. Anže Vavpetič, Vid Podpečan, Stijn Meganck, Nada Lavrač, "Explaining subgroups through ontologies", In: PRICAI 2012: trends in artificial intelligence: 12th Pacific Rim International Conference, Kuching, Malaysia, September 3-7, 2012: proceedings, *Lecture notes in computer science*, vol. 7458, pp. 625-636, 2012.

## REVIEW ARTICLE

1. Matija Ogrin, Jan Jona Javoršek, Tomaž Erjavec, "Register slovenskih rokopisov 17. in 18. stoletja: repozitorij, digitalna knjižnica in raziskovalno okolje: repository, digital library and research environment", In: *Ljubljana v BiTiH - BiTi v Ljubljani: prispevki iz prvega ljubljanskega kongresa digitalizacije kulturne dediščine = papers from the first Slovenian congress for digitisation of cultural heritage: tematska številka*, (Knjižnica, 56, 3), Ines Vodopivec, ur., Ljubljana, Zveza bibliotekarskih društev Slovenije, Narodna in univerzitetna knjižnica, 2012, pp. 161-173.

## SHORT SCIENTIFIC ARTICLE

1. Dragi Kocev, "Ensembles for predicting structured outputs", *Informatica (Ljublj.)*, vol.36, no. 1, pp. 113-114, 2012.

## PUBLISHED SCIENTIFIC CONFERENCE CONTRIBUTION (INVITED LECTURE)

1. Nada Lavrač, "Advances in data mining for biomedical research", In: *CBMS 2012, The 25th IEEE International Symposium on Computer-Based Medical System, CBMS 2012, June 20-22, Rome, Italy, [Piscataway], Institute of Electrical and Electronics Engineers, = IEEE, cop. 2012, 5 pp.*

## PUBLISHED SCIENTIFIC CONFERENCE CONTRIBUTION

1. Marko Bohanec, Vladislav Rajkovič, Ivan Bratko, Blaž Zupan, Martin Žnidaršič, "DEX methodology: thirty three years of qualitative multi-attribute modeling", In: *Zbornik 15. mednarodne multikonference Informacijska družba - IS 2012, 8.-12. oktober 2012, Ljubljana, Slovenija:*

- zvezek A: volume A, (Informacijska družba), Marko Bohanec, ed., Matjaž Gams, ed., Dunja Mladenec, ed., Marko Grobelnik, ed., Marjan Heričko, ed., Urban Kordeš, ed., Maja Smrdu, ed., Olga Markič, ed., Zvezdan Pirtošek, ed., Jadran Lenarčič, ed., Leon Žlajpah, ed., Andrej Gams, ed., Vladislav Rajkovič, ed., Tanja Urbančič, ed., Mojca Bernik, ed., Ljubljana, Institut Jožef Stefan, 2012, pp. 31-34.
2. Bojan Cestnik, Alenka Kern, "Social computing potential for citizen engagement in public sector services", In: *CeDEM12: proceedings of the International Conference for E-democracy and Open Government, 3-4 May 2012, Krems, Austria*, Peter Parycek, ed., Noella Edelmann, ed., Krems, Donau-Universität, 2012, pp. 303-307.
  3. Sašo Džeroski, "Machine learning for systems biosciences", In: *Zbornik 15. mednarodne multikonference Informacijska družba - IS 2012, 8.-12. oktober 2012, Ljubljana, Slovenia: zvezek A: volume A*, (Informacijska družba), Marko Bohanec, ed., Matjaž Gams, ed., Dunja Mladenec, ed., Marko Grobelnik, ed., Marjan Heričko, ed., Urban Kordeš, ed., Maja Smrdu, ed., Olga Markič, ed., Zvezdan Pirtošek, ed., Jadran Lenarčič, ed., Leon Žlajpah, ed., Andrej Gams, ed., Vladislav Rajkovič, ed., Tanja Urbančič, ed., Mojca Bernik, ed., Ljubljana, Institut Jožef Stefan, 2012, zv. A, pp. 37-40.
  4. Tomaž Erjavec, "The goo300k corpus of historical Slovene", In: *LREC 2012: proceedings, 8th International Conference on Language Resources and Evaluation, 21-27 May 2012, Istanbul, Turkey*, Istanbul, ELRA, 2012, pp. 2257-2260.
  5. Tomaž Erjavec, "Jezikovni viri starejše slovenščine IMP: zbirka besedil, korpus, slovar", In: *Zbornik Osmo konference Jezikovne tehnologije, 8. do 12. oktober 2012, [Ljubljana, Slovenia]: zbornik 15. mednarodne multikonference Informacijska družba - IS 2012, zvezek C: proceedings of the 15th International Multiconference Information Society - IS 2012, volume C*, (Informacijska družba), Tomaž Erjavec, ed., Jerneja Žganec Gros, ed., Ljubljana, Institut Jožef Stefan, 2012, pp. 52-56.
  6. Tomaž Erjavec, Nataša Logar Berginc, "Referenčni korpusi slovenskega jezika (cc)Gigafida in (cc)KRES", In: *Zbornik Osmo konference Jezikovne tehnologije, 8. do 12. oktober 2012, [Ljubljana, Slovenia]: zbornik 15. mednarodne multikonference Informacijska družba - IS 2012, zvezek C: proceedings of the 15th International Multiconference Information Society - IS 2012, volume C*, (Informacijska družba), Tomaž Erjavec, ed., Jerneja Žganec Gros, ed., Ljubljana, Institut Jožef Stefan, 2012, pp. 57-62.
  7. Darja Fišer, Jernej Novak, Tomaž Erjavec, "sloWNet 3.0: development, extension and cleaning", In: *6th International Global Wordnet Conference: [proceedings]*, [S. l.], The Global WordNet Association, [2012], pp. 113-117.
  8. Miha Grčar, Simon Krek, Kaja Dobrovoljc, "Obeliks: statistični oblikoskladenski označevalnik in lematizator za slovenski jezik: statistical morphosyntactic tagger and lemmatizer for Slovene", In: *Zbornik Osmo konference Jezikovne tehnologije, 8. do 12. oktober 2012, [Ljubljana, Slovenia]: zbornik 15. mednarodne multikonference Informacijska družba - IS 2012, zvezek C: proceedings of the 15th International Multiconference Information Society - IS 2012, volume C*, (Informacijska družba), Tomaž Erjavec, ed., Jerneja Žganec Gros, ed., Ljubljana, Institut Jožef Stefan, 2012, pp. 89-94.
  9. Matjaž Juršič, Bojan Cestnik, Tanja Urbančič, Nada Lavrač, "Cross-domain literature mining: Finding bridging concepts with CrossBee", In: *Proceedings of the Third International Conference on Computational Creativity, ICC3 2012, May 30 - June 1, 2012, Dublin, Ireland*, Mary Lou Maher, ed., Dublin, University College, 2012, pp. 33-40.
  10. Tom Kentner, Tomaž Erjavec, Maja Žorga Dulmin, Darja Fišer, "Lexicon construction and corpus annotation of historical language with CoBaLT editor", In: *Proceedings of the 6th Workshop on Language Technology for Cultural Heritage, Social Sciences, and Humanities (LaTeCH 2012)*, 13th Conference on the European Chapter of the Association for Computational Linguistics, Avignon, April 23-17 2012, Avignon, ACL, 2012.
  11. Janez Kranjc, Vid Podpečan, Nada Lavrač, "Knowledge discovery using a service oriented web application", In: *DigitalWorld 2012: January 30 - February 4, 2012 - Valencia, Spain*, [S. l.], International Academy, Research, and Industry Association, = IARIA, cop. 2012, pp. 82-86.
  12. Vladimir Kuzmanovski, Sašo Džeroski, Marko Debeljak, "Integration of structured expert knowledge", In: *Zbornik, 4. študentska konferenca Mednarodne podiplomske šole Jožefa Stefana = 4th Jožef Stefan International Postgraduate School Students Conference, 25. maj 2012, Ljubljana, Slovenija*, Dejan Petelin, ed., Aleš Tavčar, ed., Boštjan Kaluža, ed., Ljubljana, Mednarodna podiplomska šola Jožefa Stefana, 2012, pp. 137-143.
  13. Nada Lavrač, Petra Kralj Novak, "Relational and semantic data mining for biomedical research", In: *Zbornik 15. mednarodne multikonference Informacijska družba - IS 2012, 8.-12. oktober 2012, Ljubljana, Slovenia: zvezek A: volume A*, (Informacijska družba), Marko Bohanec, ed., Matjaž Gams, ed., Dunja Mladenec, ed., Marko Grobelnik, ed., Marjan Heričko, ed., Urban Kordeš, ed., Maja Smrdu, ed., Olga Markič, ed., Zvezdan Pirtošek, ed., Jadran Lenarčič, ed., Leon Žlajpah, ed., Andrej Gams, ed., Vladislav Rajkovič, ed., Tanja Urbančič, ed., Mojca Bernik, ed., Ljubljana, Institut Jožef Stefan, 2012, zv. A, pp. 27-30.
  14. Sandi Marinič, Marko Bohanec, "Večparametrsko vrednotenje variant v odvisnosti od konteksta: model za vrednotenje strešnih kritin", In: *Zbornik 15. mednarodne multikonference Informacijska družba - IS 2012, 8.-12. oktober 2012, Ljubljana, Slovenia: zvezek A: volume A*, (Informacijska družba), Marko Bohanec, ed., Matjaž Gams, ed., Dunja Mladenec, ed., Marko Grobelnik, ed., Marjan Heričko, ed., Urban Kordeš, ed., Maja Smrdu, ed., Olga Markič, ed., Zvezdan Pirtošek, ed., Jadran Lenarčič, ed., Leon Žlajpah, ed., Andrej Gams, ed., Vladislav Rajkovič, ed., Tanja Urbančič, ed., Mojca Bernik, ed., Ljubljana, Institut Jožef Stefan, 2012, zv. A, pp. 76-79.
  15. Biljana Mileva-Boshkoska, Marko Bohanec, "Ranking of qualitative decision options using copulas", In: *Operations research proceedings 2011: selected papers of the International Conference on Operations Research (OR 2011), August 30 - September 2, 2011, Zurich, Switzerland*, (Operations research proceedings), Diethard Klatte, ed., Berlin, Heidelberg, Springer, cop. 2012, pp. 103-108.
  16. Biljana Mileva-Boshkoska, Marko Bohanec, Martin Žnidaršič, "Experimental evaluation of methods for ranking qualitatively assessed data-mining workflows", In: *Fusing decision support systems into the fabric of the context: [presented at 16th IFIP WG8.3 International Conference on Decision Support Systems, June 28-30 2012, Anáivissos, Greece]*, (Frontiers in artificial intelligence and applications, vol. 238), Ana Respício, ed., Frada Burstein, ed., Amsterdam, IOS Press, cop. 2012, pp. 175-184.
  17. Dragana Miljković, Matjaž Depolli, Igor Mozetič, Nada Lavrač, Tjaša Stare, Marko Petek, Kristina Gruden, "Constraint-driven optimization of plant defense model parameters", In: *Proceedings, 2012 IEEE International Conference on Bioinformatics and Biomedicine Workshops (BIBMW), 4-7 October 2012, Philadelphia*, Jean Gao, ed., Danvers, Institute of Electrical and Electronics Engineers, 2012, pp. 570-574.
  18. Matic Perovšek, Nada Lavrač, Bojan Cestnik, "Visual divisive hierarchical clustering using k-means", In: *Zbornik 15. mednarodne multikonference Informacijska družba - IS 2012, 8.-12. oktober 2012, Ljubljana, Slovenia: zvezek A: volume A*, (Informacijska družba), Marko Bohanec, ed., Matjaž Gams, ed., Dunja Mladenec, ed., Marko Grobelnik, ed., Marjan Heričko, ed., Urban Kordeš, ed., Maja Smrdu, ed., Olga Markič, ed., Zvezdan Pirtošek, ed., Jadran Lenarčič, ed., Leon Žlajpah, ed., Andrej Gams, ed., Vladislav Rajkovič, ed., Tanja Urbančič, ed., Mojca Bernik, ed., Ljubljana, Institut Jožef Stefan, 2012, zv. A, pp. 193-196.
  19. Senja Pollak, Nejc Trdin, Anže Vavpetič, Tomaž Erjavec, "A web service implementation of linguistic annotation for Slovene and English", In: *Zbornik Osmo konference Jezikovne tehnologije, 8. do 12. oktober 2012, [Ljubljana, Slovenia]: zbornik 15. mednarodne multikonference Informacijska družba - IS 2012, zvezek C: proceedings of the 15th International Multiconference Information Society - IS 2012, volume C*, (Informacijska družba), Tomaž Erjavec, ed., Jerneja Žganec Gros, ed., Ljubljana, Institut Jožef Stefan, 2012, pp. 157-162.
  20. Senja Pollak, Anže Vavpetič, Janez Kranjc, Nada Lavrač, Špela Vintar, "NLP workflow for on-line definition extraction from English and Slovene text corpora", In: *Empirical methods: proceedings of the Conference on Natural Language Processing 2012*, (Scientific series of the ÖGAI, volume 5), 11th Conference on Natural Language Processing (KONVENS) [September 19-21, 2012, Vienna, Austria], Jeremy Jancsary, ed., Wien, ÖGAI, = Österreichischen Gesellschaft für Artificial Intelligende, 2012, pp. 53-60.
  21. Borut Sluban, Senja Pollak, Roel Coesemans, Nada Lavrač, "Irregularity detection in categorized document corpora", In: *LREC 2012: proceedings, 8th International Conference on Language Resources and Evaluation, 21-27 May 2012, Istanbul, Turkey*, Istanbul, ELRA, 2012, pp. 1598-1603.
  22. Jasmina Smailović, Miha Grčar, Martin Žnidaršič, "Sentiment analysis on tweets in a financial domain", In: *Zbornik, 4. študentska konferenca Mednarodne podiplomske šole Jožefa Stefana = 4th Jožef Stefan International Postgraduate School Students Conference, 25. maj 2012, Ljubljana, Slovenija*, Dejan Petelin, ed., Aleš Tavčar, ed., Boštjan Kaluža, ed., Ljubljana, Mednarodna podiplomska šola Jožefa Stefana, 2012, pp. 169-175.
  23. Jasmina Smailović, Senja Pollak, "Topic ontology construction from English and Slovene language technologies corpora", In: *Zbornik Osmo konference Jezikovne tehnologije, 8. do 12. oktober 2012, [Ljubljana,*



- Slovenija]: zbornik 15. mednarodne multikonference Informacijska družba - IS 2012, zvezek C: proceedings of the 15th International Multiconference Information Society - IS 2012, volume C, (Informacijska družba), Tomaž Erjavec, ed., Jerneja Žganec Gros, ed., Ljubljana, Institut Jožef Stefan, 2012, pp. 173-178.
24. Larisa N. Soldatova, Sašo Džeroski, Panče Panov, "Relation for information entities ... [et al.]", In: *The 15th Annual Bio-Ontologies Meeting, July 13-14, 2012, Long Beach, Ca, USA*, The 15th Annual Bio-Ontologies Meeting, July 13-14, 2012, Long Beach, Ca, USA, [S. l., s. n.], 2012, pp. 1-4.
  25. Daniela Stojanova, Michelangelo Ceci, Annalisa Appice, Sašo Džeroski, "Network regression with predictive clustering trees", In: *Proceedings of the ECML PKDD 2011, European Conference on Machine Learning and Principles and Practice of Knowledge Discovery in Databases, 5-9 September 2011, Athens, Greece*, (Data mining and knowledge discovery, Vol. 25, no. 2, 2012), Dimitrios Gunopulos, ed., Donato Malerba, ed., Michalis Vazirgiannis, ed., Boston, Dordrecht, London, Kluwer, 2012, vol. 25, no. 2, pp. 378-413, 2012.
  26. Tadej Štajner, Tomaž Erjavec, Simon Krek, "Razpoznavanje imenskih entitet v slovenskem jeziku", In: *Zbornik Osmе konference Jezikovne tehnologije, 8. do 12. oktobra 2012, [Ljubljana, Slovenija]: zbornik 15. mednarodne multikonference Informacijska družba - IS 2012, zvezek C: proceedings of the 15th International Multiconference Information Society - IS 2012, volume C*, (Informacijska družba), Tomaž Erjavec, ed., Jerneja Žganec Gros, ed., Ljubljana, Institut Jožef Stefan, 2012, pp. 191-196.
  27. Jovan Tanevski, Nikola Simidjievski, Sašo Džeroski, "Biocircuit design with equation discovery", In: *Pre workshop proceedings, LDS5B'12, ECML-PKDD 2012, Workshop on Learning and Discovery in Symbolic Systems Biology*, in collaboration with the European Conference on Machine Learning and Principles and Practice of Knowledge Discovery in Databases, September 24, 2012 Bristol, UK, [S. l., s. n.], 2012, pp. 2-16.
  28. Aleš Tavčar, Darja Fišer, Tomaž Erjavec, "sloWCrowd: orodje za popraviljanje wordneta z izkoriščanjem moči množic", In: *Zbornik Osmе konference Jezikovne tehnologije, 8. do 12. oktobra 2012, [Ljubljana, Slovenija]: zbornik 15. mednarodne multikonference Informacijska družba - IS 2012, zvezek C: proceedings of the 15th International Multiconference Information Society - IS 2012, volume C*, (Informacijska družba), Tomaž Erjavec, ed., Jerneja Žganec Gros, ed., Ljubljana, Institut Jožef Stefan, 2012, pp. 197-202.
  29. Nejc Trdin, Marko Bohanec, "Extending the multi-criteria decision making method DEX", In: *Zbornik, 4. študentska konferenca Mednarodne podiplomske šole Jožefa Stefana = 4th Jožef Stefan International Postgraduate School Students Conference*, 25. maj 2012, Ljubljana, Slovenija, Dejan Petelin, ed., Aleš Tavčar, ed., Boštjan Kaluža, ed., Ljubljana, Mednarodna podiplomska šola Jožefa Stefana, 2012, pp. 182-187.
  30. Ines Vodopivec, Tomaž Erjavec, Daša Pokorn, Alenka Kavčič-Čolić, "Optical character recognition of historical texts: end-user focused research for Slovenian books and newspapers from the 18th and 19th Century", *Pregl. Nac. cent. digit.*, [Br.] 21, pp. 117-126, 2012.
  31. Martin Žnidaršič, Marko Bohanec, Nejc Trdin, "Qualitative assessment of data-mining workflows", In: *Fusing decision support systems into the fabric of the context: [presented at 16th IFIP WG8.3 International Conference on Decision Support Systems, June 28-30 2012, Anávisos, Greece]*, (Frontiers in artificial intelligence and applications, vol. 238), Ana Respício, ed., Frada Burstein, ed., Amsterdam, IOS Press, cop. 2012, pp. 75-88.
- an introduction to concept, algorithms, tools, and applications*, (Lecture notes in computer science, Vol. 7250), Michael R. Berthold, ed., Heidelberg [etc.], Springer, 2012, pp. 66-90.
4. Lado Kutnar, Andrej Kobler, Sašo Džeroski, "Napovedi spreminjanja deleža bukovih gozdov in obilja bukke v spremenjenih okoljskih razmerah", In: *Bukovi gozdovi v Sloveniji: ekologija in gospodarjenje*, Andrej Bončina, ed., Ljubljana, Oddelek za gozdarstvo in obnovljive gozdne vire, Biotehniška fakulteta, 2012, pp. 259-270.
  5. Laura Langohr, Vid Podpečan, Marko Petek, Igor Mozetič, Kristina Gruden, "Contrast mining from interesting subgroups", In: *Bisociative knowledge discovery: an introduction to concept, algorithms, tools, and applications*, (Lecture notes in computer science, Vol. 7250), Michael R. Berthold, ed., Heidelberg [etc.], Springer, 2012, pp. 390-406.
  6. Dragana Miljković, Vid Podpečan, Miha Grčar, Kristina Gruden, Tjaša Stare, Marko Petek, Igor Mozetič, Nada Lavrač, "Modelling a biological system: network creation by triplet extraction from biological literature", In: *Bisociative knowledge discovery: an introduction to concept, algorithms, tools, and applications*, (Lecture notes in computer science, Vol. 7250), Michael R. Berthold, ed., Heidelberg [etc.], Springer, 2012, pp. 427-437.
  7. Igor Mozetič, Nada Lavrač, "Applications and evaluation: overview", In: *Bisociative knowledge discovery: an introduction to concept, algorithms, tools, and applications*, (Lecture notes in computer science, Vol. 7250), Michael R. Berthold, ed., Heidelberg [etc.], Springer, 2012, pp. 359-363.
  8. Igor Mozetič, Nada Lavrač, Vid Podpečan, Petra Kralj Novak, Helena Motaln, Marko Petek, Kristina Gruden, Hannu Toivonen, Kimmo Kulovesi, "Semantic subgroup discovery and cross-context linking for microarray data analysis", In: *Bisociative knowledge discovery: an introduction to concept, algorithms, tools, and applications*, (Lecture notes in computer science, Vol. 7250), Michael R. Berthold, ed., Heidelberg [etc.], Springer, 2012, pp. 379-389.
  9. Ingrid Petrič, Bojan Cestnik, Nada Lavrač, Tanja Urbančič, "Bisociative knowledge discovery by literature outlier detection", In: *Bisociative knowledge discovery: an introduction to concept, algorithms, tools, and applications*, (Lecture notes in computer science, Vol. 7250), Michael R. Berthold, ed., Heidelberg [etc.], Springer, 2012, pp. 313-324.
  10. Olivier Schmidt, Janez Kranjc, Igor Mozetič, Paul Thompson, Werner Dubitzky, "Bisociative exploration of biological and financial literature using clustering", In: *Bisociative knowledge discovery: an introduction to concept, algorithms, tools, and applications*, (Lecture notes in computer science, Vol. 7250), Michael R. Berthold, ed., Heidelberg [etc.], Springer, 2012, pp. 438-451.
  11. Borut Sluban, Matjaž Juršič, Bojan Cestnik, Nada Lavrač, "Exploring the power of outliers for cross-domain literature mining", In: *Bisociative knowledge discovery: an introduction to concept, algorithms, tools, and applications*, (Lecture notes in computer science, Vol. 7250), Michael R. Berthold, ed., Heidelberg [etc.], Springer, 2012, pp. 325-337.
  12. Daniela Stojanova, Marko Debeljak, Michelangelo Ceci, Annalisa Appice, Donato Malerba, Sašo Džeroski, "Dealing with spatial autocorrelation in gene flow modeling", In: *Models of the ecological hierarchy: from molecules to the ecosphere*, Ferenc Jordán, ed., Sven Erik Jørgensen, ed., [S. l.], Elsevier, 2012, pp. 35-49.

## SCIENTIFIC MONOGRAPH

1. Johannes Fürnkranz, Dragan Gamberger, Nada Lavrač, *Foundations of rule learning*, (Cognitive technologies), Heidelberg [ec.], Springer, 2012.
2. Nataša Logar Berginc et al. (6 authors), *Korpusi slovenskega jezika Gigafida, KRES, ccGigafida in cckRES: gradnja, vsebina, uporaba*, (Zbirka Sporazumevanje), 1. izd., Ljubljana, Trojina, zavod za uporabno slovenistiko, Fakulteta za družbene vede, 2012.

## MENTORING

1. Elena Ikonomovska, *Algorithms for learning regression trees and ensembles on evolving data streams*: doctoral dissertation, Ljubljana, 2012 (mentor Sašo Džeroski; co-mentor Joao Gama).
2. Panče Panov, *A modular ontology of data mining*: doctoral dissertation, Ljubljana, 2012 (mentor Sašo Džeroski).
3. Aleksander Pečkov, *A machine learning approach to polynomial regression*: doctoral dissertation, Ljubljana, 2012 (mentor Sašo Džeroski; co-mentor Ljupčo Todorovski).
4. Ivica Slavkov, *An evaluation method for feature rankings*: doctoral dissertation, Ljubljana, 2012 (mentor Sašo Džeroski).

## INDEPENDENT SCIENTIFIC COMPONENT PART OR A CHAPTER IN A MONOGRAPH

1. Asta Gregorič, Boris Zmazek, Sašo Džeroski, Drago Torkar, Janja Vaupotič, "Radon as an earthquake precursor - methods for detecting anomalies", In: *Earthquake research and analysis: statistical studies, observations and planning*, Sebastiano D'Amico, ed., Rijeka, InTech, cop. 2011, pp. 179-196.
2. Matjaž Juršič, Bojan Cestnik, Tanja Urbančič, Nada Lavrač, "Bisociative literature mining by ensemble heuristics", In: *Bisociative knowledge discovery: an introduction to concept, algorithms, tools, and applications*, (Lecture notes in computer science, Vol. 7250), Michael R. Berthold, ed., Heidelberg [etc.], Springer, 2012, pp. 338-358.
3. Matjaž Juršič, Borut Sluban, Bojan Cestnik, Miha Grčar, Nada Lavrač, "Bridging concept identification for constructing information networks from text documents", In: *Bisociative knowledge discovery:*

5. Daniela Stojanova, *Considering autocorrelation in predictive models*: doctoral dissertation, Ljubljana, 2012 (mentor Sašo Džeroski).
6. Katerina Tashkova, *Parameter identification in nonlinear dynamic systems with meta-heuristic approaches*: doctoral dissertation, Ljubljana, 2012 (mentor Sašo Džeroski; co-mentor Jurij Šilc).
7. Jernej Vičič, *A fast implementation of rules based machine translation systems for similar natural languages*: doctoral dissertation, Ljubljana, 2012 (mentor Igor Kononenko; co-mentor Tomaž Erjavec).
8. Vladimir Kuzmanovski, *Integration of expert knowledge and predictive learning : modelling water flows in agriculture*: master's thesis, Ljubljana, 2012 (mentor Marko Debeljak; co-mentor Sašo Džeroski).
9. Marko Lazar, *Using web technologies for marketing communication in sport*: master's thesis, Nova Gorica, 2012 (mentors Bojan Cestnik, Tanja Urbančič).
10. Sandi Marinič, *A multi-attribute model for assessing roof coverings*: master's thesis, Nova Gorica, 2012 (mentor Marko Bohanec).

# DEPARTMENT OF INTELLIGENT SYSTEMS

E-9

*The Department of Intelligent Systems develops new methods and techniques for intelligent computer systems, with applications in the areas of the information society, computer science and informatics, and network communication systems. The main research areas are ambient intelligence, computational intelligence, agent modeling, and language and speech technologies. The department collaborates closely with the Faculty of Computer and Information Science of the University of Ljubljana on the joint research program "Artificial Intelligence and Intelligent Systems", led by Prof. Ivan Bratko.*

Intelligent systems simulate intelligence so that a typical user perceives them as truly intelligent. However, in reality, these systems use complex mechanisms and implement them on digital computers to imitate human behavior as well as possible, exploiting raw, exponentially growing computer power.

**Ambient intelligence** is an increasingly important research area aiming to introduce the technology into our everyday environment in a friendly way that is undemanding for the user. The two key topics of ambient intelligence we work on are (1) telemedicine and elderly care, and (2) smart buildings. The European telemedicine project CHIRON is concerned with monitoring chronic heart-disease patients at home. Our task is activity recognition and the estimation of the patient's energy expenditure with accelerometers. Additionally, we worked on a decision-support system for the physicians to assess the risk to the patient's health. Since activity recognition is one of the fundamental

tasks of ambient intelligence, we upgraded the activity recognition from the CHIRON project into the TriLAR (three-layer activity recognition) method. Another important task is the detection of unusual and suspicious behavior, which we tackled in a doctoral research project. When analyzing human behavior, it is important to adapt to each individual user. For this purpose we developed a semi-supervised learning method called MCAT (multi-classifier adaptive training). Finally, we worked on the recognition of typical diseases of the elderly and fall detection. In the ELKOV22 project we cooperate with the

Elgoline, Kovinoplastika and INTECH-LES razvojni center companies to develop an intelligent door system. In the door we integrated an intelligent system consisting of sensors, actuators, controllers, communication interfaces and mobile applications. The system provides smart functionalities devoted to comfort (voice messages, event monitoring, remote control) and security (detection of movement and banging on the door, alarms with images over e-mail or SMS, etc.). The most advanced functions are the recognition of unusual entries/exits, automatic identification/verification of the entering individuals, a user interface featuring a virtual assistant, and learning the habits of the inhabitants to optimize the energy consumption of the building. In the area of smart buildings we were also developing a multi-agent building-control system with the purpose of performing a multi-objective optimization of comfort and energy consumption.

**Computational intelligence** is a study of stochastic search, optimization and learning methods, inspired by physical and biological systems. Research in this area at the Department of Intelligent Systems focuses on evolutionary computation methods. We study extensions of evolutionary algorithms for multiobjective optimization and their speedup, and apply these algorithms in engineering design and optimization problems. In doctoral research projects, we develop a method for the visualization of multidimensional fronts of nondominated solutions in multiobjective optimization, an algorithm for the discovery of optimal car-driving strategies with respect to the traveling time and the fuel consumption, and optimization based on surrogate models. In addition, our work is motivated by the optimization of metallurgical production processes, which is a subject of two research projects executed together with the University of Nova Gorica,



Head:  
**Prof. Matjaž Gams**

**In the European project CHIRON we monitor chronic heart-disease patients at home. The recognized patient's activity and estimated energy expenditure represent the context for the observation of the patient's heartbeat.**



Figure 1: An intelligent door system, developed in cooperation with the INTECH-LES razvojni center and companies Kovinoplastika Lož and Elgoline, was demonstrated at the Ambient furniture fair from 6th to 11th November 2012, and presented in a short interview on RTV Slovenia.

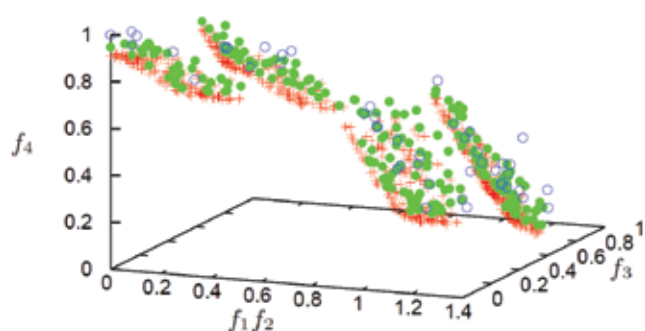


Figure 2: Visualization of three 4D Pareto front approximations in 3D using projections

**In the ELKOV22 project we cooperate with industrial partners to develop an intelligent-door system. The project is focused on the security and the detection of unusual events during entrance.**



Figure 3: At the 5th International Conference on Bioinspired Optimization Methods and their Applications - BIOMA 2012, held in Bohinj, Slovenia, on 24 and 25 May 2012, 30 papers by 70 (co)authors from 13 countries were presented.

**The goal of the 7th Framework Program project MIRABEL is to develop a computer infrastructure to efficiently balance the generation and consumption of electrical energy for an increased amount of energy from renewable sources.**

Institute of Metals and Technology, Ljubljana, and the Štore Steel company. A substantial part of our applied research is devoted to energy efficiency. In collaboration with partners from five European countries, we carry out the 7th Framework Program project MIRABEL (originally MIRACLE). Its goal is to develop a computer infrastructure to efficiently balance between the generation and consumption of electrical energy for an increased amount of energy from renewable sources. This infrastructure relies on flexible offers for energy generation and consumption, their aggregation and scheduling. For this project we implemented scheduling algorithms for assigning the time and energy amount to the offers.

In the field of **agent modeling** we are focused on the behavior analysis and cloning of individuals and groups. Most of the work is performed for the EUSAS project, which is funded by the European Defense Agency. The aim is to develop a new approach to mission training for low-level units (security, police force, etc.) facing asymmetric threats in an urban environment. The developed tools can be used to discover the common agent strategy by knowing only low-level agent behavior and possessing basic domain knowledge. The discovered strategic action descriptions are presented to the user in the form of graph paths, agent actions, roles and corresponding rules. The rules, constructed by machine learning, enrich the graphical strategic patterns and describe the conditions under which individual actions present in the pattern occur. Moreover, meaningful behavior patterns are later used during behavior cloning, where software agents reproduce the observed behavior of real operational people. Experiments have shown that the developed approach allows for a high-quality reproduction of behavior.

In the field of **speech and language technologies** we work on speech synthesis, forensic speaker recognition, semantic analysis of text and question answering. Together with the Amebis company, we are developing a new speech synthesizer for Slovene. Special attention is paid to the requirements of elderly, handicapped and visually impaired people. In cooperation with the national television and radio, RTV Slovenia, we recorded a phonetically rich and balanced speech database for corpus-based speech synthesis. In speaker recognition we continue to investigate the correlation between the speech quality in telephony and the performance of automatic speaker verification.

In collaboration with the Department of Computer Systems, we organized the 5th International Conference on Bioinspired Optimization Methods and their Applications - BIOMA 2012, held in Bohinj, Slovenia, on 24 and 25 May 2012, and devoted to theoretical and practical aspects of optimization methods based on the models of biological processes and associations. There were 30 papers by 70 (co)authors from 13 countries presented at the conference. The invited lecturers were Prof. Ágoston E. Eiben from VU University of Amsterdam, and Dr. Xin-She Yang, from the National Physical Laboratory in Teddington, UK.

From 8 to 12 October 2012, the 15th International Multiconference Information Society - IS 2012 took place at the Jožef Stefan Institute. It consisted of ten independent conferences with 215 papers. The special event was the conference "100 Years of Alan Turing and 20 Years of SLAIS" gathering

scientists that had a significant impact on the field of artificial intelligence in the past decades. Four conference awards were given: for exceptional contribution to the development and promotion of the information society, for current achievements in the field of information society, and the information strawberry and lemon for the best and worst public information-society services.

### Some outstanding publications in the past year

1. Kaluža, B., Gams, M.: Analysis of daily-living dynamics. *Journal of Ambient Intelligence and Smart Environments*, 2012, 4(5), pp. 403-413



2. Korošec, P., Šilc, J., Filipič, B.: The differential ant-stigmergy algorithm. *Information Sciences*, 2012 , 192, pp. 82–97
3. Luštrek, M., Bratko, I., Gams, M.: Independent-valued minimax: Pathological or beneficial? *Theoretical Computer Science*, 2012 , 442, pp. 59–77
4. Marinčič, D., Šef, T., Gams, M.: Parsing with clause and intraclausal coordination detection. *Computing and Informatics*, 2012 , 31(2), pp. 299–329
5. Piltaver, R., Luštrek, M., Gams, M.: The pathology of heuristic search in the 8-puzzle. *Journal of Experimental & Theoretical Artificial Intelligence*, 2012, 24(1), pp. 65–94
6. Pogorelc, B., Gams, M.: Home-based health monitoring of the elderly through gait recognition. *Journal of Ambient Intelligence and Smart Environments*, 2012 , 4(5), pp. 415–428

## Organization of conferences, congresses and meetings

1. The 5th International Conference on Bioinspired Optimization Methods and their Applications, BIOMA 2012, Bohinj, Slovenia, 24.–25. 5. 2012
2. 4th Jožef Stefan International Postgraduate School Students Conference, Jožef Stefan Institute, Ljubljana, 25. 5. 2012
3. 20th Workshop on Nature-Inspired Algorithms, AVN, Šmarna gora, Slovenia, 20. 9. 2012
4. 15th International Multiconference Information Society, IS 2012, 8.–12. 10. 2012; independent conferences: 100 Years of Alan Turing and 20 Years of SLAIS, Intelligent Systems, Data Mining and Data Warehouses (SiKDD 2012), Collaboration, Software and Services in Information Society, Cognitive Sciences, Robotics, Language Technologies, Education in Information Society, FORSEE – Technological Forecasting in ICT, Facing Demographic Challenges

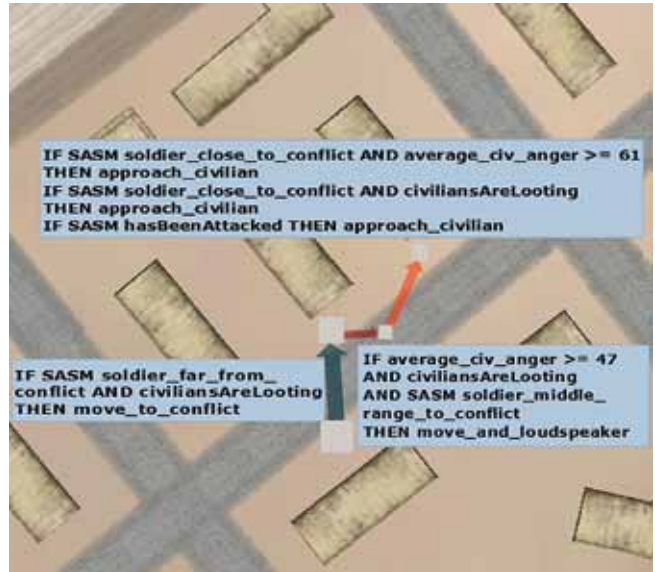


Figure 4: An example of a discovered strategic behavior pattern. The pattern is composed of a graphical (sequences of actions) and symbolic part (rules).

**The main goal of the EUSAS project is to develop a new approach to mission analysis and training for low-level units facing asymmetric threats in an urban environment.**

## INTERNATIONAL PROJECTS

1. 7. FP - MIRACLE, MIRABEL: Micro-request-based aggregation, forecasting and scheduling of energy demand, supply and distribution  
European Commission  
Prof. Bogdan Filipič
2. 7. FP - Xperience: Robots bootstrapped through learning from experience  
European Commission  
Prof. Matjaž Gams
3. EUSAS: European urban simulation for asymmetric scenarios  
EADS N.V., Defense And Security Systems  
Prof. Matjaž Gams
4. Constrained multiobjective optimization based on simulation models  
Slovenian Research Agency  
Prof. Bogdan Filipič

## RESEARCH PROGRAM

1. Artificial intelligence and intelligent systems  
Prof. Matjaž Gams

## R & D GRANTS AND CONTRACTS

1. Advanced modelling and simulation of liquid-solid processes  
Prof. Bogdan Filipič

2. Simulation and optimization of casting, rolling and heat treatment processes for competitive production of topmost steels  
Prof. Bogdan Filipič
3. The 15th international multiconference Information Society 2012  
Prof. Matjaž Gams
4. Open communication platform for service integration  
Prof. Matjaž Gams
5. E-Reader in Slovene for the blind and visually impaired  
Dr. Tomaž Šef
6. Crowdsourcing support for reassembly of wall painting fragments  
Prof. Bogdan Filipič
7. Electronic mobile tourist guide  
Dr. Mitja Luštrek
8. Virtual assistant for municipalities and societies  
Prof. Matjaž Gams
9. ARTEMIS, CHIRON: Cyclic and person-centric health management: Integrated approach for home, mobile and clinical environments  
Dr. Mitja Luštrek

## NEW CONTRACTS

1. 2nd project phase: Intelligent surveillance and administration system for wooden residences  
Intech - Les, d. o. o.  
Prof. Matjaž Gams
2. Development of virtual assistant  
Education, Science and Culture Trade Union of Slovenia  
Prof. Matjaž Gams

## VISITORS FROM ABROAD

1. Prof. Erkki Laitinen, University of Oulu, Department of Mathematical Sciences, Oulu, Finland, 20.-26. 5. 2012
2. Martin Gjoreski, Faculty of Computer Science and Engineering, Univerzitet Sv. Kiril in Metodij, Skopje, Macedonia, 1.-31. 8. 2012
3. Dr. David Krizaj, Department of Ophthalmology and Visual Sciences, University of Utah, Utah, USA, 5.-23. 10. 2012
4. Prof. Adam Przepiorkowski, Institute of Computer Science, Polish Academy of Sciences, Warsaw, Poland, 6.-9. 10. 2012
5. Prof. Liliana Albertazzi, Center for Mind and Brain Sciences, University of Trento, Trento, Italy, 7.-11. 10. 2012
6. Luisa Milic, Ideya Business and Marketing Consultancy, Cambridge, United Kingdom, 7.-11. 10. 2012
7. Dr. Albert Bifet, University of Waikato, Hamilton, New Zealand, 8.-11. 10. 2012
8. Prof. Stephen Muggleton, Imperial College London, London, UK, 8.-12. 10. 2012
9. Prof. Marko Tadić, Faculty of Arts, University of Zagreb, Zagreb, Croatia, 8.-12. 10. 2012
10. Prof. Joao Gama, Laboratory of Artificial Intelligence and Decision Support, Porto, Portugal, 11. 10. 2012
11. Dr. Nataša Milić Frayling, Microsoft Research Cambridge, Cambridge, United Kingdom, 11. 10. 2012
12. Prof. Gerhard Friedrich, Intelligent Systems and Business Informatics, Universität Klagenfurt, Klagenfurt, Austria, 11.-12. 10. 2012
13. Dr. Gerald Steinbauer, Institute for Software Technology, Graz University of Technology, Graz, Austria, 11.-13. 10. 2012
14. Prof. Claude Sammut, University of New South Wales, Kensington, Australia, 16. 10. 2012

## STAFF

### Researchers

1. Prof. Ivan Bratko\*
2. Asst. Prof. Aleš Dobnikar\*
3. Prof. Bogdan Filipič
4. **Prof. Matjaž Gams, Head**
5. Dr. Mitja Luštrek
6. Dr. Domen Marinčič\*
7. Dr. Tomaž Šef

### Postdoctoral associates

8. Dr. Andraž Bežek\*
9. Dr. Matija Drobnič\*
10. Dr. Matej Guid\*
11. Dr. Aleksander Pivk\*
12. Dr. Vedrana Vidulin

### Postgraduates

13. Robert Blatnik, M. Sc.
14. Božidara Cvetković, B. Sc.
15. Erik Dovgan, B. Sc.
16. Boštjan Kaluža, B. Sc.
17. Tomaž Kompara\*, B. Sc.
18. Simon Kozina, B. Sc.

19. Jana Krivec\*, B. Sc.
20. Damjan Kužnar, B. Sc.
21. Violeta Mirchevska\*\*
22. Miha Mlakar, B. Sc.
23. Rok Piltaver, B. Sc.
24. Bogdan Pogorelc\*, B. Sc.
25. Aleš Tavčar, B. Sc.
26. Tea Tušar, M. Sc.
27. Domen Zupančič\*\*

### Technical officers

28. Mitja Kolbe\*, B. Sc.
29. Gašper Pintarič\*, B. Sc.

### Technical and administrative staff

30. Dr. France Dacar, retired 29.07.12
31. Vesna Koricki Špetič, B. Sc.
32. Mitja Lasič
33. Liljana Lasič
34. Lana Zemljak

Note:

\* part-time JSI member

\*\* postgraduate financed by industry

## BIBLIOGRAPHY

### ORIGINAL SCIENTIFIC ARTICLE

1. Carlos Cavero Barca *et al.* (14 authors), "Medical expert support tool (MEST): a person-centric approach for healthcare management", In: Impact analysis of solutions for chronic disease prevention and management: proceedings, *Lecture notes in computer science*, vol. 7251, pp. 99-115, 2012.
2. Božidara Cvetković, Boštjan Kaluža, Mitja Luštrek, Matjaž Gams, "Multi-classifier adaptive training: specialising and activity recognition classifier using semi-supervised learning", In: Ambient Intelligence: Third International Joint Conference, Aml 2012, Pisa, Italy, November 13-15, 2012: proceedings, *Lecture notes in computer science*, vol. 7683, pp. 193-207, 2012.
3. Erik Dovgan, Tea Tušar, Matija Javorski, Bogdan Filipič, "Discovering comfortable driving strategies using simulation-based multiobjective optimization", *Informatica (Ljublj.)*, vol. 36, no. 3, pp. 319-326, 2012.
4. Iztok Fister, Marjan Mernik, Bogdan Filipič, "Graph 3-coloring with a hybrid self-adaptive evolutionary algorithm", *Computat. optimiz. appl.*, pp. 1-32, Published online 28 June 2012.
5. Hristijan Gjoreski, Mitja Luštrek, Matjaž Gams, "Context-based fall detection using inertial and location sensors", In: Ambient Intelligence: Third International Joint Conference, Aml 2012, Pisa, Italy, November 13-15, 2012: proceedings, *Lecture notes in computer science*, vol. 7683, pp. 1-16, 2012.
6. Vida Groznic, Matej Guid, Aleksander Sadikov, Martin Možina, Dejan Georgiev, Veronika Kragelj, Samo Ribarič, Zvezdan Pirtošek, Ivan Bratko, "Elicitation of neurological knowledge with argument-based machine learning", *Artif. intell. med.*, vol., iss., pp., 2012.
7. Matej Guid, Ivan Bratko, "Detecting fortresses in chess", *Elektrotehniški vestnik*, vol. 79, no. 1/2, pp. 35-40, 2012.
8. Matej Guid, Martin Možina, Vida Groznic, Dejan Georgiev, Aleksander Sadikov, Zvezdan Pirtošek, Ivan Bratko, "ABML knowledge refinement loop: a case study", In: Foundations of intelligent systems: proceedings, *Lecture notes in computer science*, vol. 7661, pp. 41-50, 2012.
9. Azlan Iqbal, Harold van der Heijden, Matej Guid, Ali Makhmali, "Evaluating the aesthetics of endgame studies: a computational model of human aesthetic perception", *IEEE trans. comput. intell. AI games*, vol. 4, no. 3, pp. 178-191, Sep. 2012.
10. Boštjan Kaluža, Matjaž Gams, "Analysis of daily-living dynamics", *Journal of ambient intelligence and smart environments*, vol. 4, no. 5, pp. 403-413, 2012.
11. Peter Korošec, Jurij Šilc, Bogdan Filipič, "The differential ant-stigmergy algorithm", *Inf. sci.*, vol. 192, no. 1, pp. 82-97, 2012.
12. Damjan Kužnar, Martin Možina, Marina Giordanino, Ivan Bratko, "Improving vehicle aeroacoustics using machine learning", *Eng. appl. artif. intell.*, vol. 24, no. 5, str. 1053-1061, 2012.
13. Mitja Luštrek, Ivan Bratko, Matjaž Gams, "Independent-valued minimax: Pathological or beneficial?", *Theor. comp. sci.*, vol. 422, pp. 59-77, 2012.
14. Domen Marinčič, Tomaž Kompara, Matjaž Gams, "Question classification with active learning", In: Text, speech and dialogue: 15th international conference, TSD 2012, Brno, Czech Republic, September 3-7, 2012: proceedings, *Lecture notes in computer science*, vol. 7499, pp. 673-680, 2012.



15. Domen Marinčič, Tomaž Šef, Matjaž Gams, "Parsing with clause and intraclausal coordination detection", *Comput. inform.*, vol. 31, no. 2, pp. 299-329, 2012.
16. Stephen Muggleton, Luc de Raedt, David Lynton Poole, Ivan Bratko, Peter A. Flach, Katsumi Inoue, Ashwin Srinivasan, "ILP turns 20: biography and future challenges", *Mach. learn.*, vol. 86, no. 1, pp. 3-23, Jan. 2012.
17. Rok Piltaver, Mitja Luštrek, Matjaž Gams, "The pathology of heuristic search in the 8-puzzle", *J. exp. theor. artif. intell.*, vol. 24, no. 1, pp. 65-94, 2012.
18. Bogdan Pogorelc, Zoran Bosnić, Matjaž Gams, "Automatic recognition of gait-related health problems in the elderly using machine learning", *Multimedia tools and applications*, vol. 58, no. 2, pp. 333-354, 2012.
19. Bogdan Pogorelc, Matjaž Gams, "Home-based health monitoring of the elderly through gait recognition", *Journal of ambient intelligence and smart environments*, vol. 4, no. 5, pp. 415-428, 2012.
20. Bogdan Pogorelc, Matjaž Gams, "Recognition of patterns of health problems and falls in the elderly using data mining", In: Progress in pattern recognition, image analysis, computer vision, and applications: 17th Iberoamerican Congress, CIARP 2012, Buenos Aires, Argentina, September 3-6, 2012: proceedings, *Lecture notes in computer science*, vol. 7441, pp. 463-471, 2012.
21. Bogdan Pogorelc, Radu-Daniel Vatavu, Artur Lugmayr, Bjoern Stockleben, Thomas Risse, Juha Kaario, Estefania Constanza Lomonaco, Matjaž Gams, "Semantic ambient media: from ambient advertising to ambient-assisted living", *Multimedia tools and applications*, vol. 58, no. 2, pp. 399-425, 2012.
22. Lena Scheubert, Mitja Luštrek, Rainer Schmidt, Dirk Reipsilber, Georg Fuellen, "Tissue-based Alzheimer gene expression markers - comparison of multiple machine learning approaches and investigation of redundancy in small biomarker sets", *BMC bioinformatics*, vol. 13, pp. 66-1-66-31, 2012.
23. Héctor Solar, Erik Fernández, Gennaro Tartarisco, Giovanni Poggia, Božidara Cvetković, Simon Kozina, Mitja Luštrek, Jure Lampe, "A non invasive, wearable sensor platform for multi-parametric remote monitoring in CHF patients", In: Impact analysis of solutions for chronic disease prevention and management: proceedings, *Lecture notes in computer science*, vol. 7251, pp. 140-147, 2012.
24. Anup Som, Mitja Luštrek, Nitesh Kumar Singh, Georg Fuellen, "Derivation of an interaction/regulation network describing pluripotency in human", *Gene*, vol. 502, no. 2, pp. 99-107, 2012.
25. Aleš Tavčar, "Analysis of a single-agent search", *Informatica (Ljublj.)*, vol. 36, no.2, pp. 177-183, 2012.
- Heričko, ed., Urban Kordeš, ed., Maja Smrdu, ed., Olga Markič, ed., Zvezdan Pirtošek, ed., Jadran Lenarčič, ed., Leon Žlajpah, ed., Andrej Gams, ed., Vladislav Rajković, ed., Tanja Urbančič, ed., Mojca Bernik, ed., Ljubljana, Institut Jožef Stefan, 2012, pp. 31-34.
4. Božidara Cvetković, Mitja Luštrek, "Algoritem LOF kot metoda v sistemu za podporo odločanja", In: *Zbornik 15. mednarodne multikonference Informacijska družba - IS 2012, 8.-12. oktober 2012, Ljubljana, Slovenia: zvezek A: volume A*, (Informacijska družba), Marko Bohanec, ed., Matjaž Gams, ed., Dunja Mladenec, ed., Marko Grobelnik, ed., Marjan Heričko, ed., Urban Kordeš, ed., Maja Smrdu, ed., Olga Markič, ed., Zvezdan Pirtošek, ed., Jadran Lenarčič, ed., Leon Žlajpah, ed., Andrej Gams, ed., Vladislav Rajković, ed., Tanja Urbančič, ed., Mojca Bernik, ed., Ljubljana, Institut Jožef Stefan, 2012, zv. A, pp. 95-98.
5. Božidara Cvetković, Mitja Luštrek, "Risk assessment using local outlier factor algorithm", In: *Zbornik, 4. študentska konferenca Mednarodne podiplomske šole Jožefa Stefana = 4th Jožef Stefan International Postgraduate School Students Conference*, 25. maj 2012, Ljubljana, Slovenija, Dejan Petelin, ed., Aleš Tavčar, ed., Boštjan Kaluža, ed., Ljubljana, Mednarodna podiplomska šola Jožefa Stefana, 2012, pp. 113-118.
6. Erik Dovgan, Matja Javorski, Tea Tušar, Bogdan Filipič, "Dealing with comfort as an objective in multiobjective optimization of driving strategies", In: *Zbornik 15. mednarodne multikonference Informacijska družba - IS 2012, 8.-12. oktober 2012, Ljubljana, Slovenia: zvezek A: volume A*, (Informacijska družba), Marko Bohanec, ed., Matjaž Gams, ed., Dunja Mladenec, ed., Marko Grobelnik, ed., Marjan Heričko, ed., Urban Kordeš, ed., Maja Smrdu, ed., Olga Markič, ed., Zvezdan Pirtošek, ed., Jadran Lenarčič, ed., Leon Žlajpah, ed., Andrej Gams, ed., Vladislav Rajković, ed., Tanja Urbančič, ed., Mojca Bernik, ed., Ljubljana, Institut Jožef Stefan, 2012, zv. A, pp. 103-106.
7. Bogdan Filipič, Ivan Lorencin, "Evolutionary multiobjective design of an alternative energy supply system", In: *2012 IEEE World Congresses on Computational Intelligence*, International Joint Conference on Neural Networks (IJCNN 2012), the IEEE International Conference on Fuzzy Systems (FUZZ-IEEE 2012) and the IEEE Congress on Evolutionary Computation (IEEE CEC 2012), June 10-15, Brisbane, Australia, Danvers, IEEE, 2012, pp. 395-400.
8. Bogdan Filipič, Risto Vesänen, Erkki Laitinen, "Bi-objective resource allocation in spatially distributed communication networks", In: *Bioinspired optimization methods and their applications: proceedings of the Fifth International Conference on Bioinspired Optimization Methods and their Applications - BIOMA 2012, 24-25 May 2012, Bohinj, Slovenia*, Bogdan Filipič, ed., Jurij Šilc, ed., Ljubljana, Jožef Stefan Institute, 2012, pp. 245-255.
9. Matjaž Gams, "Alan Turing - Einstein of computer science", In: *Zbornik 15. mednarodne multikonference Informacijska družba - IS 2012, 8.-12. oktober 2012, Ljubljana, Slovenia: zvezek A: volume A*, (Informacijska družba), Marko Bohanec, ed., Matjaž Gams, ed., Dunja Mladenec, ed., Marko Grobelnik, ed., Marjan Heričko, ed., Urban Kordeš, ed., Maja Smrdu, ed., Olga Markič, ed., Zvezdan Pirtošek, ed., Jadran Lenarčič, ed., Leon Žlajpah, ed., Andrej Gams, ed., Vladislav Rajković, ed., Tanja Urbančič, ed., Mojca Bernik, ed., Ljubljana, Institut Jožef Stefan, 2012, zv. A, pp. 9-12.
10. Matjaž Gams, "Poročilo s konference ECAI in pregled idej", In: *Zbornik 15. mednarodne multikonference Informacijska družba - IS 2012, 8.-12. oktober 2012, Ljubljana, Slovenia: zvezek A: volume A*, (Informacijska družba), Marko Bohanec, ed., Matjaž Gams, ed., Dunja Mladenec, ed., Marko Grobelnik, ed., Marjan Heričko, ed., Urban Kordeš, ed., Maja Smrdu, ed., Olga Markič, ed., Zvezdan Pirtošek, ed., Jadran Lenarčič, ed., Leon Žlajpah, ed., Andrej Gams, ed., Vladislav Rajković, ed., Tanja Urbančič, ed., Mojca Bernik, ed., Ljubljana, Institut Jožef Stefan, 2012, zv. A, pp. 107-110.
11. Matjaž Gams, "The visual Turing test", In: *Zbornik 15. mednarodne multikonference Informacijska družba - IS 2012, 8.-12. oktober 2012, Ljubljana, Slovenia: zvezek A: volume A*, (Informacijska družba), Marko Bohanec, ed., Matjaž Gams, ed., Dunja Mladenec, ed., Marko Grobelnik, ed., Marjan Heričko, ed., Urban Kordeš, ed., Maja Smrdu, ed., Olga Markič, ed., Zvezdan Pirtošek, ed., Jadran Lenarčič, ed., Leon Žlajpah, ed., Andrej Gams, ed., Vladislav Rajković, ed., Tanja Urbančič, ed., Mojca Bernik, ed., Ljubljana, Institut Jožef Stefan, 2012, zv. A, pp. 314-317.
12. Matej Guid, Ivan Bratko, Jana Krivec, "An experiment in students' acquisition of problem solving skill from goal-oriented instructions", In: *ComputationWorld 2012: July 22-27, 2012, Nice, France*, [S. l.], IARIA, cop. 2012, pp. 159-164.
13. Boštjan Kaluža, "Postopek za detekcijo nenavadnega in sumljivega obnašanja iz časovno-prostranskih sledi agenta", In: *Zbornik 15.*

## SHORT SCIENTIFIC ARTICLE

1. Matjaž Gams, "Alan M. Turing, izumitelj univerzalnega stroja (1912-1954 in 2012): [vabljen predavanje]", *Organ. znanja (Tisk. izd.)*, vol. 17, zv. 2, pp. 55-59, 2012.

## PUBLISHED SCIENTIFIC CONFERENCE CONTRIBUTION

1. Robert Blatnik, Tomaž Šef, "Vpliv kanala na samodejno verifikacijo govorcev", In: *Zbornik 15. mednarodne multikonference Informacijska družba - IS 2012, 8.-12. oktober 2012, Ljubljana, Slovenia: zvezek A: volume A*, (Informacijska družba), Marko Bohanec, ed., Matjaž Gams, ed., Dunja Mladenec, ed., Marko Grobelnik, ed., Marjan Heričko, ed., Urban Kordeš, ed., Maja Smrdu, ed., Olga Markič, ed., Zvezdan Pirtošek, ed., Jadran Lenarčič, ed., Leon Žlajpah, ed., Andrej Gams, ed., Vladislav Rajković, ed., Tanja Urbančič, ed., Mojca Bernik, ed., Ljubljana, Institut Jožef Stefan, 2012, zv. A, pp. 91-94.
2. Matthias Boehm, Erik Dovgan, Bogdan Filipič, Tea Tušar, "Data management in the MIRABEL smart grid system", In: *Proceedings of the 2012 Joint EDBT/ICDT Workshop*, 3rd International Workshop on Business intelligence (BEWEB) 2012, Data Analytics in the Cloud (DanaC) 2012, 1st Workshop on Energy Data Management (EnDM 2012), 2nd International Workshop on Linked Web Data Management (LWDM 2012), 5th International Workshop on Privacy and Anonymity in the Information Society (PAIS) 2012, Berlin, Germany March 26 - 29, 2012, Divesh Srivastava, ed., Ismail Ari, ed., New York, The Association for Computing Machinery ACM, 2012, pp. 95-102.
3. Marko Bohanec, Vladislav Rajković, Ivan Bratko, Blaž Zupan, Martin Žnidaršič, "DEX methodology: thirty three years of qualitative multi-attribute modeling", In: *Zbornik 15. mednarodne multikonference Informacijska družba - IS 2012, 8.-12. oktober 2012, Ljubljana, Slovenia: zvezek A: volume A*, (Informacijska družba), Marko Bohanec, ed., Matjaž Gams, ed., Dunja Mladenec, ed., Marko Grobelnik, ed., Marjan Heričko, ed., Urban Kordeš, ed., Maja Smrdu, ed., Olga Markič, ed., Zvezdan Pirtošek, ed., Jadran Lenarčič, ed., Leon Žlajpah, ed., Andrej Gams, ed., Vladislav Rajković, ed., Tanja Urbančič, ed., Mojca Bernik, ed., Ljubljana, Institut Jožef Stefan, 2012, zv. A, pp. 314-317.
12. Matej Guid, Ivan Bratko, Jana Krivec, "An experiment in students' acquisition of problem solving skill from goal-oriented instructions", In: *ComputationWorld 2012: July 22-27, 2012, Nice, France*, [S. l.], IARIA, cop. 2012, pp. 159-164.
13. Boštjan Kaluža, "Postopek za detekcijo nenavadnega in sumljivega obnašanja iz časovno-prostranskih sledi agenta", In: *Zbornik 15.*

- mednarodne multikonference Informacijska družba - IS 2012, 8.-12. oktober 2012, Ljubljana, Slovenia: zvezek A: volume A*, (Informacijska družba), Marko Bohanec, ed., Matjaž Gams, ed., Dunja Mladenič, ed., Marko Grobelnik, ed., Marjan Heričko, ed., Urban Kordeš, ed., Maja Smrdu, ed., Olga Markič, ed., Zvezdan Pirtošek, ed., Jadran Lenarčič, ed., Leon Žlajpah, ed., Andrej Gams, ed., Vladislav Rajkovič, ed., Tanja Urbančič, ed., Mojca Bernik, ed., Ljubljana, Institut Jožef Stefan, 2012, zv. A, pp. 111-114.
14. Boštjan Kaluža, Gal A. Kaminka, Milind Tambe, "Detection of suspicious behavior from a sparse set of multiagent interactions", In: *Proceedings, AAMAS 2012, The 11th International Conference on Autonomous Agents and Multiagent Systems, June 4-8, 2012 Valencia, Spain*, Vincent Conitzer, ed., [S. l.], IFAAMAS, = International Foundation for Autonomous Agents and Multiagent Systems, 2012, pp. 955-964.
  15. Boštjan Kaluža, Simon Kozina, Mitja Luštrek, "The activity recognition repository: towards competitive benchmarking in ambient intelligence", In: *Activity context representation: techniques and languages*, Workshop on 26th-AAAI Conference on Artificial Intelligence, 22-23 July 2012, Toronto, Canada, Palo Alto, Association for the Advancement of Artificial Intelligence, 2012, pp. 44-47.
  16. Boštjan Kaluža, Mitja Luštrek, Erik Dovgan, Matjaž Gams, "Context-aware MAS to support elderly people", In: *Proceedings, AAMAS 2012, The 11th International Conference on Autonomous Agents and Multiagent Systems, June 4-8, 2012 Valencia, Spain*, Vincent Conitzer, ed., [S. l.], IFAAMAS, = International Foundation for Autonomous Agents and Multiagent Systems, 2012, pp. 1485-1488.
  17. Valentin Koblar, Bogdan Filipič, "Optimizacija parametrov algoritma za strojno učenje s primeri iz industrijske proizvodnje", In: *Zbornik 15. mednarodne multikonference Informacijska družba - IS 2012, 8.-12. oktober 2012, Ljubljana, Slovenia: zvezek A: volume A*, (Informacijska družba), Marko Bohanec, ed., Matjaž Gams, ed., Dunja Mladenič, ed., Marko Grobelnik, ed., Marjan Heričko, ed., Urban Kordeš, ed., Maja Smrdu, ed., Olga Markič, ed., Zvezdan Pirtošek, ed., Jadran Lenarčič, ed., Leon Žlajpah, ed., Andrej Gams, ed., Vladislav Rajkovič, ed., Tanja Urbančič, ed., Mojca Bernik, ed., Ljubljana, Institut Jožef Stefan, 2012, zv. A, pp. 72-75.
  18. Tomaž Kompara, "Arduino v raziskovalnih in razvojnih projektih", In: *Zbornik 15. mednarodne multikonference Informacijska družba - IS 2012, 8.-12. oktober 2012, Ljubljana, Slovenia: zvezek A: volume A*, (Informacijska družba), Marko Bohanec, ed., Matjaž Gams, ed., Dunja Mladenič, ed., Marko Grobelnik, ed., Marjan Heričko, ed., Urban Kordeš, ed., Maja Smrdu, ed., Olga Markič, ed., Zvezdan Pirtošek, ed., Jadran Lenarčič, ed., Leon Žlajpah, ed., Andrej Gams, ed., Vladislav Rajkovič, ed., Tanja Urbančič, ed., Mojca Bernik, ed., Ljubljana, Institut Jožef Stefan, 2012, zv. A, pp. 115-118.
  19. Simon Kozina, "Activity recognition process: from sensor data to the final activity", In: *The proceedings of the 4th International Conference on Information Technologies and Information Society [also] ITIS 2012: [Dolenjske Toplice, Slovenia, 7-9 November 2012]*, Matej Mertik, ed., Janez Povh, ed., Novo mesto, Fakulteta za informacijske študije, 2012, 8 pp.
  20. Simon Kozina, Matjaž Gams, "Izboljšana skrb za človeka z uporabo kognitivnih agentov", In: *Ustvarimo nove rešitve! zbornik prispevkov*, 19. konferenca Dnevi slovenske informatike, Portorož, 16.-18. april 2012, 1. izd., Ljubljana, Slovensko društvo Informatika, 2012, 9 pp.
  21. Simon Kozina, Boštjan Kaluža, Mitja Luštrek, "Z repozitorijem za prepoznavanje aktivnosti do bolj primerljivih rezultatov in hitrejšega napredka na področju ambientalne inteligence", In: *Zbornik 15. mednarodne multikonference Informacijska družba - IS 2012, 8.-12. oktober 2012, Ljubljana, Slovenia: zvezek A: volume A*, (Informacijska družba), Marko Bohanec, ed., Matjaž Gams, ed., Dunja Mladenič, ed., Marko Grobelnik, ed., Marjan Heričko, ed., Urban Kordeš, ed., Maja Smrdu, ed., Olga Markič, ed., Zvezdan Pirtošek, ed., Jadran Lenarčič, ed., Leon Žlajpah, ed., Andrej Gams, ed., Vladislav Rajkovič, ed., Tanja Urbančič, ed., Mojca Bernik, ed., Ljubljana, Institut Jožef Stefan, 2012, zv. A, pp. 119-122.
  22. Damjan Kužnar, "PyLOF - implementacija algoritma local outlier factor v Python programskem jeziku", In: *Zbornik 15. mednarodne multikonference Informacijska družba - IS 2012, 8.-12. oktober 2012, Ljubljana, Slovenia: zvezek A: volume A*, (Informacijska družba), Marko Bohanec, ed., Matjaž Gams, ed., Dunja Mladenič, ed., Marko Grobelnik, ed., Marjan Heričko, ed., Urban Kordeš, ed., Maja Smrdu, ed., Olga Markič, ed., Zvezdan Pirtošek, ed., Jadran Lenarčič, ed., Leon Žlajpah, ed., Andrej Gams, ed., Vladislav Rajkovič, ed., Tanja Urbančič, ed., Mojca Bernik, ed., Ljubljana, Institut Jožef Stefan, 2012, zv. A, pp. 123-125.
  23. Mitja Luštrek, Božidara Cvetkovič, Maurizio Bordone, Eduardo Soudah, Carlos Caverio Barca, Juan Mario Rodríguez, Aitor Moreno, Alexander Brasaola, Paolo Emilio Puddu, "Supporting clinical professionals in decision - making for patients with chronic diseases", In: *Zbornik 15. mednarodne multikonference Informacijska družba - IS 2012, 8.-12. oktober 2012, Ljubljana, Slovenia: zvezek A: volume A*, (Informacijska družba), Marko Bohanec, ed., Matjaž Gams, ed., Dunja Mladenič, ed., Marko Grobelnik, ed., Marjan Heričko, ed., Urban Kordeš, ed., Maja Smrdu, ed., Olga Markič, ed., Zvezdan Pirtošek, ed., Jadran Lenarčič, ed., Leon Žlajpah, ed., Andrej Gams, ed., Vladislav Rajkovič, ed., Tanja Urbančič, ed., Mojca Bernik, ed., Ljubljana, Institut Jožef Stefan, 2012, zv. A, pp. 126-129.
  24. Mitja Luštrek, Božidara Cvetkovič, Simon Kozina, "Energy expenditure estimation with wearable accelerometers", In: *ISCAS 2012, 2012 IEEE International Symposium on Circuits and Systems, May 20-23, 2012, Seoul, Korea, Danvers, Institute of Electrical and Electronics Engineers*, 2012, pp. 5-8.
  25. Violeta Mirčevska, Aleš Tavčar, Matjaž Gams, "Behavioral cloning of asymmetric conflicts in urban environment using supervised learning", In: *Zbornik 15. mednarodne multikonference Informacijska družba - IS 2012, 8.-12. oktober 2012, Ljubljana, Slovenia: zvezek A: volume A*, (Informacijska družba), Marko Bohanec, ed., Matjaž Gams, ed., Dunja Mladenič, ed., Marko Grobelnik, ed., Marjan Heričko, ed., Urban Kordeš, ed., Maja Smrdu, ed., Olga Markič, ed., Zvezdan Pirtošek, ed., Jadran Lenarčič, ed., Leon Žlajpah, ed., Andrej Gams, ed., Vladislav Rajkovič, ed., Tanja Urbančič, ed., Mojca Bernik, ed., Ljubljana, Institut Jožef Stefan, 2012, zv. A, pp. 134-137.
  26. Miha Mlakar, Tea Tušar, Bogdan Filipič, "Discrete vs. continuous multiobjective optimization of continuous casting of steel", In: *GECCO 2012 companion: Genetic and Evolutionary Computation Conference, July 7-11, 2012 Philadelphia, Pennsylvania, USA*, Terence Soule, ed., [S. l.], ACM = Association for Computing Machinery, 2012, pp. 587-590.
  27. Martin Možina, Matej Guid, Aleksander Sadikov, Vida Groznik, Ivan Bratko, "Goal-oriented conceptualization of procedural knowledge", In: *Intelligent tutoring systems: 11th international conference, ITS 2012, Chania, Crete, Greece, June 14-18, 2012: proceedings, Lecture notes in computer science*, vol. 7315, pp. 286-291, 2012.
  28. Rok Piltaver, "Posploševanje visokonivojskih robotskih planov in primerov", In: *Zbornik 15. mednarodne multikonference Informacijska družba - IS 2012, 8.-12. oktober 2012, Ljubljana, Slovenia: zvezek A: volume A*, (Informacijska družba), Marko Bohanec, ed., Matjaž Gams, ed., Dunja Mladenič, ed., Marko Grobelnik, ed., Marjan Heričko, ed., Urban Kordeš, ed., Maja Smrdu, ed., Olga Markič, ed., Zvezdan Pirtošek, ed., Jadran Lenarčič, ed., Leon Žlajpah, ed., Andrej Gams, ed., Vladislav Rajkovič, ed., Tanja Urbančič, ed., Mojca Bernik, ed., Ljubljana, Institut Jožef Stefan, 2012, zv. A, pp. 138-142.
  29. Andrej Planina, Gašper Pintarič, Mihael Mohorčič, Miha Smolnikar, Mojca Volk, Klemen Peterneel, Andrej Kos, "Napredno upravljanje stvari v pametnih mestih", In: *Pametna mesta: zbornik referatov*, (VITEL), Osemindvajseta delavnica o telekomunikacijah, 14. in 15. november 2012, Brdo pri Kranju, Nikolaj Simič, ed., Ljubljana, Elektrotehniška zveza Slovenije, 2012, f. 84-87.
  30. Bogdan Pogorelec, "Inteligentni sistem nadzora zdravja starejših", In: *Ustvarimo nove rešitve! zbornik prispevkov*, 19. konferenca Dnevi slovenske informatike, Portorož, 16.-18. april 2012, 1. izd., Ljubljana, Slovensko društvo Informatika, 2012, 4 pp.
  31. Bogdan Pogorelec, "Inteligentni sistem za zaznavanje zdravstvenih težav pri starejših", In: *Zbornik*, 4. študentska konferenca Mednarodne podiplomske šole Jožefa Stefana = 4th Jožef Stefan International Postgraduate School Students Conference, 25. maj 2012, Ljubljana, Slovenija, Dejan Petelin, ed., Aleš Tavčar, ed., Boštjan Kaluža, ed., Ljubljana, Mednarodna podiplomska šola Jožefa Stefana, 2012, pp. 163-168.
  32. Bogdan Pogorelec, "Recognition of health problems from movement", In: *Zbornik 15. mednarodne multikonference Informacijska družba - IS 2012, 8.-12. oktober 2012, Ljubljana, Slovenia: zvezek A: volume A*, (Informacijska družba), Marko Bohanec, ed., Matjaž Gams, ed., Dunja Mladenič, ed., Marko Grobelnik, ed., Marjan Heričko, ed., Urban Kordeš, ed., Maja Smrdu, ed., Olga Markič, ed., Zvezdan Pirtošek, ed., Jadran Lenarčič, ed., Leon Žlajpah, ed., Andrej Gams, ed., Vladislav Rajkovič, ed., Tanja Urbančič, ed., Mojca Bernik, ed., Ljubljana, Institut Jožef Stefan, 2012, zv. A, pp. 143-146.
  33. Bogdan Pogorelec, Matjaž Gams, "An unobtrusive semantic health-monitoring medium", In: *Proceedings of the 5th International Workshop on Semantic Ambient Media Experience (SAME) - in conjunction with Pervasive 2012: Newcastle, UK, 18th June 2012*, Artur Lugmayr, ed., Thomas Risse, ed., Bjoern Stockleben, ed., Juha Kaario,

- ed., Bogdan Pogorelc, ed., Estefania Serral Asensio, ed., Tampere, University of Technology, 2012, pp. 29-38.
34. Tomaž Šef, "Egovorec: govorni bralnik slovenskih besedil za pomoč slepim in slabovidnim", In: *Zbornik 15. mednarodne multikonference Informacijska družba - IS 2012, 8.-12. oktober 2012, Ljubljana, Slovenija: zvezek A: volume A*, (Informacijska družba), Marko Bohanec, ed., Matjaž Gams, ed., Dunja Mladenič, ed., Marko Grobelnik, ed., Marjan Heričko, ed., Urban Kordeš, ed., Maja Smrdu, ed., Olga Markič, ed., Zvezdan Pirtošek, ed., Jadran Lenarčič, ed., Leon Žlajpah, ed., Andrej Gams, ed., Vladislav Rajkovič, ed., Tanja Urbančič, ed., Mojca Bernik, ed., Ljubljana, Institut Jožef Stefan, 2012, zv. A, pp. 147-150.
  35. Aleš Tavčar, Darja Fišer, Tomaž Erjavec, "sloWCrowd: orodje za popraviljanje wordneta z izkoriščanjem moči množic", In: *Zbornik Osmo konference Jezikovne tehnologije, 8. do 12. oktober 2012, [Ljubljana, Slovenija]: zbornik 15. mednarodne multikonference Informacijska družba - IS 2012, zvezek C: proceedings of the 15th International Multiconference Information Society - IS 2012, volume C*, (Informacijska družba), Tomaž Erjavec, ed., Jerneja Žganec Gros, ed., Ljubljana, Institut Jožef Stefan, 2012, pp. 197-202.
  36. Aleš Tavčar, Matjaž Gams, "Analiza obnašanja v večagentnem sistemu", In: *Zbornik 15. mednarodne multikonference Informacijska družba - IS 2012, 8.-12. oktober 2012, Ljubljana, Slovenija: zvezek A: volume A*, (Informacijska družba), Marko Bohanec, ed., Matjaž Gams, ed., Dunja Mladenič, ed., Marko Grobelnik, ed., Marjan Heričko, ed., Urban Kordeš, ed., Maja Smrdu, ed., Olga Markič, ed., Zvezdan Pirtošek, ed., Jadran Lenarčič, ed., Leon Žlajpah, ed., Andrej Gams, ed., Vladislav Rajkovič, ed., Tanja Urbančič, ed., Mojca Bernik, ed., Ljubljana, Institut Jožef Stefan, 2012, zv. A, pp. 151-154.
  37. Tea Tušar, Erik Dovgan, Bogdan Filipič, "Evolutionary scheduling of flexible offers for balancing electricity supply and demand", In: *2012 IEEE World Congresses on Computational Intelligence, International Joint Conference on Neural Networks (IJCNN 2012), the IEEE International Conference on Fuzzy Systems (FUZZ-IEEE 2012) and the IEEE Congress on Evolutionary Computation (IEEE CEC 2012)*, June 10-15, Brisbane, Australia, Danvers, IEEE, 2012, pp. 1212-1219.
  38. Tea Tušar, Bogdan Filipič, "Scaling and visualizing multiobjective optimization test problems with knees", In: *Zbornik 15. mednarodne multikonference Informacijska družba - IS 2012, 8.-12. oktober 2012, Ljubljana, Slovenija: zvezek A: volume A*, (Informacijska družba), Marko Bohanec, ed., Matjaž Gams, ed., Dunja Mladenič, ed., Marko Grobelnik, ed., Marjan Heričko, ed., Urban Kordeš, ed., Maja Smrdu, ed., Olga Markič, ed., Zvezdan Pirtošek, ed., Jadran Lenarčič, ed., Leon Žlajpah, ed., Andrej Gams, ed., Vladislav Rajkovič, ed., Tanja Urbančič, ed., Mojca Bernik, ed., Ljubljana, Institut Jožef Stefan, 2012, pp. 155-158.
  39. Tea Tušar, Laurynas Šikšnys, Torben Bach Pedersen, Erik Dovgan, Bogdan Filipič, "Using aggregation to improve the scheduling of flexible energy offers", In: *Bioinspired optimization methods and their applications: proceedings of the Fifth International Conference on Bioinspired Optimization Methods and their Applications - BIOMA 2012, 24-25 May 2012, Bohinj, Slovenia*, Bogdan Filipič, ed., Jurij Šilc, ed., Ljubljana, Jožef Stefan Institute, 2012, pp. 347-358.
  40. Vedrana Vidulin, Matjaž Gams, "Slovenske demografske projekcije in analize", In: *Soočanje z demografskimi izzivi: zbornik 15. mednarodne multikonference Informacijska družba - IS 2012, 8.-9. oktober 2012, [Ljubljana, Slovenija]: zvezek B: proceedings of the 15th International Multiconference Information Society - IS 2012, October 8th-9th, 2012, Ljubljana, Slovenia: volume B*, (Informacijska družba), Janez Malačič, ed., Matjaž Gams, ed., Ljubljana, Institut Jožef Stefan, 2012, pp. 14-18.
  41. Vedrana Vidulin, Matjaž Gams, "Varnostna verzija inteligentnega vratarja", In: *Zbornik 15. mednarodne multikonference Informacijska družba - IS 2012, 8.-12. oktober 2012, Ljubljana, Slovenija: zvezek A: volume A*, (Informacijska družba), Marko Bohanec, ed., Matjaž Gams, ed., Dunja Mladenič, ed., Marko Grobelnik, ed., Marjan Heričko, ed., Urban Kordeš, ed., Maja Smrdu, ed., Olga Markič, ed., Zvezdan Pirtošek, ed., Jadran Lenarčič, ed., Leon Žlajpah, ed., Andrej Gams, ed., Vladislav Rajkovič, ed., Tanja Urbančič, ed., Mojca Bernik, ed., Ljubljana, Institut Jožef Stefan, 2012, zv. A, pp. 159-162.
  42. Tadej Vodopivec, Boštjan Kaluža, Simon Kozina, Mitja Luštrek, "An architecture for mobile phone sensing", In: *Zbornik 15. mednarodne multikonference Informacijska družba - IS 2012, 8.-12. oktober 2012, Ljubljana, Slovenija: zvezek A: volume A*, (Informacijska družba), Marko Bohanec, ed., Matjaž Gams, ed., Dunja Mladenič, ed., Marko Grobelnik, ed., Marjan Heričko, ed., Urban Kordeš, ed., Maja Smrdu, ed., Olga Markič, ed., Zvezdan Pirtošek, ed., Jadran Lenarčič, ed., Leon Žlajpah, ed., Andrej Gams, ed., Vladislav Rajkovič, ed., Tanja Urbančič, ed., Mojca Bernik, ed., Ljubljana, Institut Jožef Stefan, 2012, zv. A, pp. 68-71.
  43. Domen Zupančič, Matjaž Gams, "Klasična in agentna arhitektura za nadzor in upravljanje inteligentnega doma", In: *Ustvarimo nove rešitve!: zbornik prispevkov*, 19. konferenca Dnevi slovenske informatike, Portorož, 16.-18. april 2012, 1. izd., Ljubljana, Slovensko društvo Informatika, 2012, 9 pp.
  44. Domen Zupančič, Matjaž Gams, "Modeliranje, simulacija in vodenje dinamičnih sistemov stavbne avtomatike", In: *Zbornik 15. mednarodne multikonference Informacijska družba - IS 2012, 8.-12. oktober 2012, Ljubljana, Slovenija: zvezek A: volume A*, (Informacijska družba), Marko Bohanec, ed., Matjaž Gams, ed., Dunja Mladenič, ed., Marko Grobelnik, ed., Marjan Heričko, ed., Urban Kordeš, ed., Maja Smrdu, ed., Olga Markič, ed., Zvezdan Pirtošek, ed., Jadran Lenarčič, ed., Leon Žlajpah, ed., Andrej Gams, ed., Vladislav Rajkovič, ed., Tanja Urbančič, ed., Mojca Bernik, ed., Ljubljana, Institut Jožef Stefan, 2012, zv. A, pp. 163-166.
  45. Domen Zupančič, Mitja Luštrek, Matjaž Gams, "Network of sensor and actuator agents for building automation systems", In: *Sixth International Workshop on Human Aspects in Ambient Intelligence Workshop at the International Joint Conference on Ambient Intelligence, Pisa, Italy, November 13*, Juan Carlos Augusto, ed., Vrije, Universiteit Amsterdam, Department of Computer Science Agent Research Group, 2012, 65-72.
  46. Maja Žbogar, Hristijan Gjoreski, Simon Kozina, Mitja Luštrek, "Improving accelerometer based activity recognition", In: *Zbornik 15. mednarodne multikonference Informacijska družba - IS 2012, 8.-12. oktober 2012, Ljubljana, Slovenija: zvezek A: volume A*, (Informacijska družba), Marko Bohanec, ed., Matjaž Gams, ed., Dunja Mladenič, ed., Marko Grobelnik, ed., Marjan Heričko, ed., Urban Kordeš, ed., Maja Smrdu, ed., Olga Markič, ed., Zvezdan Pirtošek, ed., Jadran Lenarčič, ed., Leon Žlajpah, ed., Andrej Gams, ed., Vladislav Rajkovič, ed., Tanja Urbančič, ed., Mojca Bernik, ed., Ljubljana, Institut Jožef Stefan, 2012, zv. A, pp. 167-170.

## INDEPENDENT SCIENTIFIC COMPONENT PART OR A CHAPTER IN A MONOGRAPH

1. Erik Dovgan, Matjaž Gams, "An access-control agent-based security system", In: *Agents and ambient intelligence: achievements and challenges in the intersection of agent technology and ambient intelligence*, (Ambient intelligence and smart environments, vol. 12), Tibor Bosse, ed., Amsterdam [etc.], IOS Press, 2012, pp. 239-260.

## SCIENTIFIC MONOGRAPH

1. Ivan Bratko, *Prolog programming for artificial intelligence*, 4th ed., Harlow (England) [etc.], Addison-Wesley, Pearson, cop. 2012.

## PATENT APPLICATION

1. Gregor Černe, Mitja Bizjak, Bogdan Filipič, Tea Tušar, Erik Dovgan, *A system for offer selection and request formation in demand response and distributed production of electrical energy*, P-201200122, Urad RS za intelektualno lastnino, 20.4.2012.
2. Matjaž Gams, Tea Tušar, Darko Zadavec, Matej Horvat, *System and method for continuous control and management of tablet manufacturing process*, P-201200338, Urad RS za intelektualno lastnino, 12.11.2012.
3. Damjan Kužnar, Matjaž Gams, Domen Marinčič, Marko Lotrič, Klemen Čufar, *Method for intelligent control of refrigeration systems of cooling devices*, P-201200245, Urad RS za intelektualno lastnino, 31.7.2012.

## MENTORING

1. Janez Brank, *Machine learning on large class hierarchies by transformation into multiple binary problems*: doctoral dissertation, Ljubljana, 2012 (mentor Ivan Bratko; co-mentor Dunja Mladenič).
2. Andrej Bratko, *Text mining using data compression models*: doctoral dissertation, Ljubljana, 2012 (mentor Blaž Zupan; co-mentor Bogdan Filipič).
3. Vedrana Vidulin, *Searching for credible relations in machine learning*: doctoral dissertation, Ljubljana, 2012 (mentor Matjaž Gams; co-mentor Bogdan Filipič).
4. Robert Blatnik, *Influence of the voice quality in telephony on the automated speaker recognition*: master's thesis, Ljubljana, 2012 (mentor Gorazd Kandus; co-mentor Tomaž Šef).



# DEPARTMENT OF REACTOR ENGINEERING

R-4

*The Department of Reactor Engineering is involved in basic and applied research in the fields of nuclear engineering and safety. Topics include the modelling of basic thermal-hydrodynamic phenomena, thermal-hydraulic safety analyses of design-basis and severe accidents, structural safety analyses and probabilistic safety assessments. Most research activities are part of international cooperation programs. The research results are incorporated in projects for industry and for the regulatory authorities, as well as in under-graduate and doctoral studies programmes.*

## **Modelling of basic thermal-hydrodynamic phenomena**

Modelling of the underlying mechanisms of convective boiling and critical heat flux was carried out in the frame of the NURISP project (EC, 7th FP). The modelling accuracy of the bubble departure diameter in boiling was calculated by applying an uncertainty analysis method on the analytical model for bubble growth, where the uncertainties of the wetting angle and surface tension were considered. Within the research on critical heat flux, a local model for boiling crisis initiation was developed.

Turbulent flow modelling is used in research related to the development of future fission and fusion reactor systems. We performed direct numerical simulations of turbulent heat transfer in channels at the Prandtl number 0.01. These simulations took into account heat conduction in the fuel and enabled a detailed analysis of temperature fluctuations inside the fuel, which are induced by turbulent flow. The research was carried out within the THINS project (EC, 7th FP) and is relevant for next-generation fission reactors that will be cooled with liquid sodium.

Simulations of the blind benchmark test MATIS-H (Korea Atomic Energy Research Institute - KAERI) were carried out in the frame of an OECD/NEA project. The test represents turbulent flow through a horizontal fuel bundle grid with mixing vanes. A highly turbulent swirl flow was simulated with the ANSYS CFX and OpenFOAM codes. Our simulation results showed a good agreement with experimental data and were ranked among the most accurate on the international level.

For the past few years the department has been actively involved in the development of the helium-cooled diverter for the DEMO fusion reactor. In 2012, alternative cooling-finger concepts were investigated and analysed. The results have shown that the diverter can be effectively cooled by using a tantalum alloy and square-shaped finger tiles. Also within the DEMO development, we have studied the possibilities of coupling the MCNP neutronic analysis with the ANSYS CFX thermal-hydrodynamic analysis. Both activities were carried out in collaboration with the Karlsruhe Institute of Technology - KIT (Germany) within the European Fusion Development Association (EFDA).

Various transients in single- or two-phase (gas-liquid) flow could occur in the piping systems of nuclear plants during design-basis accidents. The WAHA computer code for simulating transients was further developed: new models of two-phase stratified and slug flow were tested with simulations of condensation-induced water hammer in a horizontal pipe (within the NURISP project). Within a bilateral cooperation with KFKI (Hungary), the WAHA code was also tested at supercritical temperatures and pressures, at which some next-generation nuclear reactors are designed to operate.

An experiment on hydrogen combustion was performed in the HYKA A2 facility at KIT (Germany) within the EC project LACOMEKO. The HYKA A2 facility is a cylindrical vessel with a volume of 240 m<sup>3</sup>. The experiment was proposed and specified by the department, whereas it was executed by KIT staff. A hydrogen-steam-air mixture was ignited at the bottom of the vessel, which caused combustion and flame propagation. The purpose of the experiment was to determine the pressure and temperature increases, as well as the flame-propagation velocity in the radial and vertical directions.

A steam explosion might occur during a hypothetical nuclear accident if the molten reactor core would pour into water. Within the OECD/NEA project SERENA and the SARNET-2 network (EC, 7<sup>th</sup> FP), we continued simulations and analyses, using the European code MC3D, of steam explosion experiments performed in the KROTOS (Commissariat à l'Énergie Atomique - CEA, France) and TROI (KAERI) facilities. We found that melt droplets should be described with multiple droplet-size groups to model the phenomena occurring during the fuel-coolant interaction more adequately. The analysis focused on the influence of melt solidification and oxidation on the explosion strength. In addition, the potential of strong vapour explosions during the melt-sodium interaction was investigated.



Head:

**Prof. Leon Cizelj**

---

**An experiment on hydrogen combustion in a 240 m<sup>3</sup> experimental vessel was performed.**

---



### Thermal-hydraulic safety analyses

The advanced TRAC/RELAP Advanced Computational Engine (TRACE), developed by the U.S. Nuclear Regulatory Commission, enables a multidimensional description of the physical phenomena and processes in reactor systems. A three-dimensional (3D) TRACE input model of the BETHSY facility (CEA, France) was developed, with a 3D reactor vessel model, while the models of other components are one-dimensional. The first 3D simulations of the BETHSY 9.1b and 6.2TC tests (2-inch and 6-inch cold leg break without high-pressure safety injection) were performed. The accuracy of the calculated results, as assessed using the fast-Fourier-transform-based method (FFTBM) for the BETHSY 6.2TC test, was excellent.

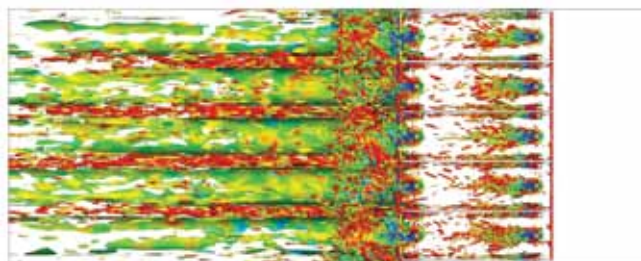


Figure 1: Numerical simulation of turbulent flow through a horizontal fuel bundle in a grid with mixing vanes.

In the field of modelling containment phenomena, we participated in the following benchmark exercises within the SARNET-2 network:

Combustion benchmark, where we simulated experiments on hydrogen combustion, performed in the ENACCEF facility at the ICARE centre (France), with the lumped-parameter CONTAIN code.

Condensation benchmark, where we simulated experiments on steam condensation, performed in the CONAN facility at the University of Pisa (Italy), with the CFX code.

Generic containment benchmark, where we simulated a hypothetical transient in an idealized model of a NPP containment with the severe accident ASTEC code.

### Structural safety analyses

Recent research has been focused on the development of multiscale computational simulation tools for polycrystalline metallic materials. An advanced constitutive model of crystal plasticity is combined with random grain sizes and shapes. The data on crystal grains are retrieved either from experimental (e.g., X-ray diffraction contrast tomography) or analytical (e.g., Voronoi tessellation) methods. The loading of randomly shaped and oriented crystal grains with anisotropic properties results in highly inhomogeneous microscopic stress fields, which are estimated using the finite-element solver ABAQUS.

In 2012 we proposed and investigated a possible approach for modelling the progressive damage along the grain boundaries of a polycrystalline metal. Explicit finite-element models have been developed which represent

---

**We have proposed a simple constitutive model of anisotropic plasticity that provides faster simulations of the micromechanical response of stainless steel under plastic deformation.**

---

the grain boundaries with a cohesive-based surface approach that omit individual cohesive elements and are implemented through the interaction of cohesive surfaces. The results proved the cohesive surfaces to be more accurate and reliable since their influence on the neighbouring grain mesh elements appear to be weaker and much more stable. The results of the analyses also highlighted several other issues related to the computation of

the stresses on cohesive elements. The most severe issue was found within the plastic grain response, where the computed normal stresses could be significantly underestimated.

We have also proposed a simple constitutive model of anisotropic plasticity, which provides faster simulations of the micromechanical response of stainless steel under plastic deformation. We calibrated the model by analysing and comparing the evolution of the in-grain crystal orientations with electron backscatter diffraction measurements. We have found a clear correlation between the computed average scatter of the in-grain orientations and the applied plastic strain. The development of the simulation method benefits from the collaboration with the EC Joint Research Center in Petten (The Netherlands).

A new approach to predicting the thermal fatigue of piping containing the intensive turbulent mixing of fluids with different temperatures has also been developed. We have expanded the analyses of the usual one-dimensional approach, where the distribution of temperatures of the pipe wall is assumed only along the thickness, to a two-dimensional approach, where axial temperature variations are also considered. The results show that the temperature distributions from the one-dimensional approach are more conservative in the prediction of thermal stresses and that shear stress components at the proximity of the inner pipe surface become significant and should therefore be considered in the fatigue analysis.

### Probabilistic safety assessment

The implications of the strengthening of the station-blackout mitigation capability on the safety of a nuclear power plant were assessed. The analysis was done with state-of-the-art deterministic and probabilistic methods and tools applied on the reference models of nuclear power plants. The time extension of the blackout-coping capability results in a delay of the core heat up for at least the extension time interval. The largest weighted decrease

of the core damage frequency, considering the costs for the modification, is obtained for the modification resulting in the extension of the station-blackout coping capability.

An uncertainty analysis of specific ageing rates was conducted using an analytical unavailability model applied for a selected safety system of a nuclear power plant. The obtained results indicate the extent to which the uncertainty of the considered ageing data set influences the performed unavailability calculations.

A new method was developed for the explicit modelling of a single-component failure event simultaneously within multiple common-cause failure groups based on a modification of the Beta Factor parametric model.

A multi-objective optimization-based solution to the combined economic-environmental power dispatch was developed, based on the improved weighted-sum method upgraded with the integration of a new penalty function.

An approach to the reduction of the safety system unavailability with the optimization of the related test and maintenance schedule was also developed. The ageing data uncertainty and test and maintenance costs were considered in the new method.

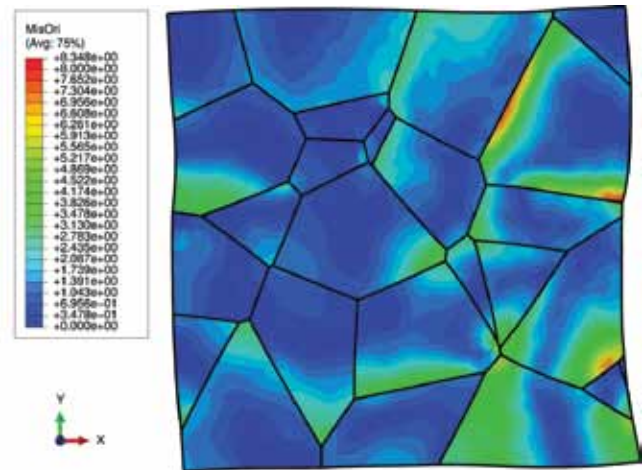


Figure 2: Distribution of in-grain misorientations in a stainless-steel model under plastic deformation.

### Technical cooperation, consulting services and education

Reactor Engineering Department researchers also cooperated in projects for industry. As an authorized institution for radiation and nuclear safety, and in the framework of regular Krško nuclear power plant (NPP) activities for maintenance and improvements to nuclear safety, we performed an independent expertise on a plant modification related to alternative emergency power supply with the installation of the third diesel generator. During the regular Krško NPP outage, we performed inspection activities on safety structures, systems and components. We prepared a report with proposals for safety improvements.

In preparation for the eventual construction of the second unit of the Krško NPP, we prepared, for the utility company "GEN energija", a comprehensive review and description of severe accident management in potential candidate reactors. The following generation III pressurized-water reactors were considered: AP1000, EPR, APWR and ATMEA1.

Members of the department are also actively involved in nuclear engineering under-graduate, masters and doctoral studies at the Faculty of Mathematics and Physics at the University of Ljubljana. The programmes are associated with the European Nuclear Education Network (ENEN) and the European project ENEN-III.

---

**The implications of the strengthening of the station-blackout mitigation capability on the safety of a nuclear power plant were assessed.**

---

### Some outstanding publications in the past year

1. Končar, B., Matkovič, M., Prošek, A.: NEPTUNE\_CFD analysis of flow field in rectangular boiling channel, *Journal of Computational Multiphase Flows*, 2012, vol. 4, pp. 399–409
2. Uršič, M., Leskovar, M., Mavko, B.: Simulations of KROTOS alumina and corium steam explosion experiments: applicability of the improved solidification influence modelling, *Nuclear Engineering and Design*, 2012, vol. 246, pp. 163–174
3. Tiselj, I., Cizelj, L.: DNS of turbulent channel flow with conjugate heat transfer at Prandtl number 0.01, *Nuclear Engineering and Design*, 2012, vol. 253, pp. 153–160
4. Volkanovski, A.: Method for assessment of ageing based on PSA results, *Nuclear Engineering and Design*, 2012, vol. 246, pp. 141–146

### Awards and appointments

1. Mihaela Uplaznik, Leon Cizelj and Igor Simonovski: The Best Poster Awards, International Conference Nuclear Energy for New Europe 2012, Ljubljana, "Cohesive Based Surface Approach for Grain Boundary Modelling"

### Organization of conferences, congresses and meetings

1. Cluster workshop - project THINS, Ljubljana (JSI Reactor centre), 6. 2.-9. 2. 2012
2. TRASNUSAFE Meeting, Ljubljana (JSI Reactor centre), 10. 2. 2012
3. SARNET2 WP7-2 & WP7-3 Meeting, Bled, 14. 2.-15. 2. 2012

## INTERNATIONAL PROJECTS

1. 6. FP - NULIFE: Nuclear plant life prediction  
European Commission  
Prof. Leon Cizelj
2. 7. FP - NURISP: Nuclear integrated simulation project  
European Commission  
Prof. Iztok Tiselj
3. 7. FP - SARNET2: Network of excellence for a sustainable integration of European research on severe accident phenomenology and management - phase 2  
European Commission  
Dr. Matjaž Leskovar
4. 7. FP - EURATOM - ENEN-III: European nuclear education network training schemes  
European Commission  
Prof. Leon Cizelj
5. 7. FP - EURATOM - THINS: Thermal-hydraulics of innovative nuclear systems  
European Commission  
Prof. Iztok Tiselj
6. FP - EURATOM - TRANSAFE: Training scheme on nuclear safety culture  
European Commission  
Prof. Borut Mavko
7. FP - NEWLANCER: New MS linking for an advanced cohesion in Euratom research  
European Commission  
Prof. Leon Cizelj
8. FP - EURATOM, MULTIMETAL: Structural performance of multi-metal component  
European Commission  
Prof. Leon Cizelj
9. 7. FP - EURATOM: Modelling of high flux helium cooling - divertor design - 4.5.1.-FU; Annex 2 to contract 3211-08-000102, FU07-CT-2007-00065  
Ministry of Higher Education, Science and Technology  
Dr. Boštjan Končar
10. 7. FP - MHEST Association: Identification of alternative he-cooled divertor concepts  
Ministry of Higher Education, Science and Technology  
Dr. Boštjan Končar
11. 7. FP - EURATOM: Assessment of ANSYS workbench hybrid platform - 4.10.1. FU  
Ministry of Higher Education, Science and Technology  
Dr. Matjaž Leskovar
12. 7. FP - EURATOM: Assessment of ANSYS workbench hybrid platform - 4.10.1. FU; WP12-DTM-01-T03-01/MHEST/PS  
Ministry of Higher Education, Science and Technology  
Dr. Matjaž Leskovar
13. 7. FP - EURATOM, MHEST Association: divertor high flux helium cooling - 4.5.1. -FU, FU-07-CT-2007-00065  
Ministry of Education, Science, Culture and Sport  
Dr. Boštjan Končar
14. Training and tutoring for experts of the NRAs and their TSOs for developing and strengthening their regulatory and technical capabilities - INSC Project MC.03/10 - LOT 1: training and tutoring for nuclear regulatory authorities and their TSO's  
ITER-Consult SRL  
Prof. Leon Cizelj

15. Investigation of flow boiling mechanisms in nuclear engineering  
Slovenian Research Agency  
Dr. Boštjan Končar
16. Analyses of ex-vessel molten fuel coolant interaction  
Slovenian Research Agency  
Dr. Matjaž Leskovar
17. Application and validation of multiscale method for two-phase flow analyses in nuclear reactors  
Slovenian Research Agency  
Dr. Boštjan Končar
18. Simulations of atmosphere stratification breakup experiments with lumped-parameter codes  
Slovenian Research Agency  
Asst. Prof. Ivo Kljenak
19. Co-financing of the promotion of science  
Slovenian Research Agency  
Prof. Leon Cizelj

## RESEARCH PROGRAM

20. Reactor Engineering  
Prof. Leon Cizelj

## R & D GRANTS AND CONTRACTS

1. Modelling of material influence on steam explosion  
Dr. Matjaž Leskovar
2. Improvement of safety for existing and new nuclear power plants with probabilistic safety assessment  
Prof. Marko Tomaž Čepin
3. Experiment and simulation of hydrogen combustion in nuclear power plant containment experimental facility  
Prof. Borut Mavko
4. Development of methods and models for simulation of thermal-hydraulic phenomena in innovative nuclear reactors  
Prof. Iztok Tiselj
5. Code applications and maintenance program (CAMP); Thermal-hydraulic code applications and maintenance  
Prof. Borut Mavko

## NEW CONTRACT

1. Expert opinion on Krško NPP tests and repairs during refueling at the end of fuel cycle 25  
Milan Vidmar Electroinstitute  
Ljubo Fabjan, M. Sc.

## VISITORS FROM ABROAD

1. Gaurang Sharma, Indian Institute of Technology (IIT) Bombay, Mumbai, India, 1. 12. 2011-3. 1. 2012
2. I Gusti Agung Wesaka Pu, Embassy of the Republic of Indonesia, Vienna, Austria, 3. 2. 2012
3. Dr. Syahril, Nuclear Attache in the Indonesian Mission, Vienna, Austria, 3. 2. 2012
4. Prof. Xu Cheng, Dr. A. Class, Karlsruhe Institute of Technology (KIT), Germany, 9. 2. 2012
5. Prof. H. M. Prasser, ETH Zürich/Paul Scherrer Institut (PSI), Switzerland, 9. 2. 2012
6. Prof. M. Giot, Dr. K. Van Tichelen, SCK CEN/Université Catholique de Louvain, Belgium, 9. 2. 2012
7. Dr. U. Hampel, Helmholtz-Zentrum Dresden-Rossendorf, Germany, 9. 2. 2012
8. Prof. Y. A. Hassan, Texas A&M University, USA, 9. 2. 2012
9. Dr. G. Bandini, Agenzia nazionale per le nuove tecnologie, l'energia e lo sviluppo economico sostenibile (ENEA), Italy, 9. 2. 2012
10. Dr. A. Papukchiev, Gesellschaft für Anlagen- und Reaktorsicherheit (GRS), Germany, 9. 2. 2012
11. Dr. F. Perdu, Commissariat à l'Énergie Atomique (CEA), France, 9. 2. 2012
12. Dr. R. Schultz, Idaho National Laboratory, USA, 9. 2. 2012
13. A. Shams, Nuclear Research & consultancy Group (NRG), The Netherlands, 9. 2. 2012
14. Zhengxiang Chen, University of Manchester, UK, 26. 3.-31. 5. 2012 and 1. 6.-30. 9. 2012
15. Youcef Bouaichaoui, Nuclear Research Center of Birine Djelfa, Algeria, 1. 3.-30. 5. 2012
16. Dr. Prachai Norajitra, Karlsruhe Institute of Technology (KIT), Germany, 18. 6. 2012
17. Eduard Scott de Martinville, Institut de Radioprotection et de Sûreté Nucléaire (IRSN), Fontenay-aux-Roses, France, 4. 7. 2012
18. Dr. Christine Brun - Yaba, Institut de Radioprotection et de Sûreté Nucléaire (IRSN), Fontenay-aux-Roses, France, 4. 7. 2012
19. Junghee Hahn, Korea Business Center Zagreb, Croatia, 17. 7. 2012
20. Dr. HyunKyu Jung, Korea Atomic Energy Research Institute (KAERI), Daejeon, Korea, 17. 7. 2012
21. Imre F. Barna, Atomic Energy Research Institute (AEKI), Budapest, Hungary, 27.-31. 8. 2012
22. Prof. Hiroshi L. Tanaka, Center for Computational Science, University of Tsukuba, Japan, 27. 9. 2012
23. Dr. Alexander Bychkov, International Atomic Energy Agency (IAEA), Vienna, Austria, 6. 11. 2012

## STAFF

### Researchers

#### 1. Prof. Leon Cizelj, Head

2. Prof. Marko Tomaž Čepin\*, left 01.10.12
3. Dr. Samir El Shawish
4. Ljubo Fabjan, M. Sc.
5. Asst. Prof. Ivo Kljenak
6. Dr. Boštjan Končar
7. Dr. Matjaž Leskovar
8. Asst. Prof. Marko Matkovič
9. Prof. Borut Mavko, retired 28.07.12
10. Dr. Andrej Prošek
11. Prof. Iztok Tiselj
12. Dr. Andrija Volkanovski

### Postdoctoral associates

13. Dr. Duško Kančev
14. Dr. Mihaela - Irina Uplaznik
15. Dr. Mitja Uršič

### Postgraduates

16. Ovidiu-Adrian Berar, B. Sc.
17. Raphaël Connes, B. Sc.

18. Oriol Costa Garrido, B. Sc.
19. Martin Draksler, B. Sc.
20. Blazhe Gjorgiev, B. Sc.
21. Romain Henry, B. Sc.
22. Tadej Holler, B. Sc.
23. Blaž Mikuž, B. Sc.
24. Jure Oder, B. Sc.
25. Matej Tekavčič, B. Sc.

### Technical officers

26. Sandi Cimerman, B. Sc.
27. Andrej Sušnik, B. Sc.

### Technical and administrative staff

28. Tanja Klopčič
29. Urška Knific Terze
30. Zoran Petrič, B. Sc.
31. Nataša Pouh, B. Sc.

Note:

\* part-time JSI member

# BIBLIOGRAPHY

## ORIGINAL SCIENTIFIC ARTICLE

1. Marko Čepin, "Advantages and difficulties with the application of methods of probabilistic safety assessment to the power systems reliability", In: Selected and expanded papers from International Conference Nuclear Energy for new Europe 2010, Portorož, September 6-9, 2010, *Nuclear Engineering and Design*, vol. 246, pp. 134-140, 2012.
2. Blaže Gjorgiev, Duško Kančev, Marko Čepin, "Risk-informed decision making in the nuclear industry: application and effectiveness comparison of different genetic algorithm techniques", *Nucl. Eng. Des.*, vol. 250, pp. 701-712, 2012.
3. A. R. Imre, U. K. Deiters, T. Kraska, Iztok Tiselj, "The pseudocritical regions for supercritical water", *Nucl. Eng. Des.*, vol. 252, pp. 179-183, 2012.
4. A. R. Imre, Iztok Tiselj, "Reduction of fluid property errors of various thermohydraulic codes for supercritical water systems", *Kerntechnik (1987)*, vol. 77, no. 1, pp. 18-24, 2012.
5. Nadica Ivošević DeNardis, Ivica Ružič, Jadranka Pečar-Ilić, Samir El Shawish, Primož Zihel, "Reaction kinetics and mechanical models of liposome adhesion at charged interface", *Bioelectrochemistry*, vol. 88, pp. 48-56, 2012.
6. Duško Kančev, Marko Čepin, "A new method for explicit modelling of single failure event within different common cause failure groups", *Reliab. eng. syst. saf.*, vol. 103, pp. 84-93, 2012.
7. Duško Kančev, Marko Čepin, "Uncertainty and sensitivity analyses for age-dependent unavailability model integrating test and maintenance", In: Selected and expanded papers from International Conference Nuclear Energy for new Europe 2010, Portorož, September 6-9, 2010, *Nuclear Engineering and Design*, vol. 246, pp. 128-135, 2012.
8. Duško Kančev, Gašper Žerovnik, Marko Čepin, "Uncertainty analysis in the nuclear industry: analytical unavailability modelling incorporating ageing of safety components", *J. loss prev. process ind.*, vol. 25, no. 3, pp. 643-649, 2012.
9. Boštjan Končar, Samo Košmrlj, Prachai Norajitra, "On the accuracy of CFD modeling of cyclic high heat flux divertor experiment", *Fusion eng. des.*, vol. 87, no. 9, pp. 1621-1627, 2012.
10. Boštjan Končar, Marko Matkovič, "Simulation of turbulent boiling flow in a vertical rectangular channel with one heated wall", *Nucl. Eng. Des.*, vol. 245, no. 1, pp. 131-139, 2012.
11. Boštjan Končar, Marko Matkovič, Andrej Prošek, "NEPTUNE\_CFD analysis of flow field in rectangular boiling channel", *J. comput. multiph. flows (Print)*, vol. 4, no. 4, pp. 399-409, 2012.
12. Marko Matkovič, Boštjan Končar, "Bubble departure diameter prediction uncertainty", *Sci. Technol. Nucl. Install. (Print)*, vol. 2012, pp. 863190-1-863190-7, 2012.
13. Costa Oriol, Iztok Tiselj, Leon Cizelj, "Depressurization of vertical pipe with temperature gradient modeled with WAHA code", *Sci. Technol. Nucl. Install. (Print)*, vol. 2012, pp. 951923-1-951923-9, 2012.
14. Andrej Prošek, "RELAP5 Calculations of Bethsy 9.1b Test", *Sci. Technol. Nucl. Install. (Print)*, vol. 2012, pp. 238090-1-238090-11, 2012.
15. Andrej Prošek, Ovidiu-Adrian Berar, "Advanced presentation of BETHSY 6.2TC Test results calculated by RELAP5 and TRACE", *Sci. Technol. Nucl. Install. (Print)*, vol. 2012, pp. 812130-1-812130-15, 2012.
16. Samir El Shawish, Emmanuel Trizac, Jure Dobnikar, "Phase behaviour of colloidal assemblies on 2D corrugated substrates", In: Special issue of the 8th Liquid Matter Conference, September 6-10, 2011, Wien, Austria, *Journal of physics, Condensed matter*, vol. 24, no. 28, pp. 284118-1-284118-7, 2012.
17. Iztok Tiselj, Leon Cizelj, "DNS of turbulent channel flow with conjugate heat transfer at Prandtl number 0.01", In: Proceedings of CFD4NRS-3, Experimental Validation and Application of CFD and CMFD Codes to Nuclear Reactor Safety Issues, 14-16 September 2010, Washington, USA, *Nuclear Engineering and Design*, vol. 253, pp. 153-160, 2012.
18. Iztok Tiselj, C. S. Martin, "Slug modeling with 1d two-fluid model", *Kerntechnik (1987)*, vol. 77, no. 2, pp. 101-107, 2012.
19. Mitja Uršič, Matjaž Leskovar, "Temperature profile modelling in fuel-coolant interaction codes", *Int. j. heat mass transfer*, vol. 55, no. 19/20, pp. 5350-5356, 2012.
20. Mitja Uršič, Matjaž Leskovar, Borut Mavko, "Simulations of KROTOS alumina and corium steam explosion experiments: applicability of the improved solidification influence modelling", In: Selected and expanded papers from International Conference Nuclear Energy for new Europe 2010, Portorož, September 6-9, 2010, *Nuclear Engineering and Design*, vol. 246, pp. 163-174, 2012.
21. Jean-Pierre Van Dorsselaere, Ari Auvinen, David Beraha, Patrick Chatelard, Ivo Kljenak, Alexei Miassoedov, Sandro Paci, Th. Walter Tromm, Roland Zeyen, "The European research on severe accidents in generation-II and -III nuclear power plants", *Sci. Technol. Nucl. Install. (Print)*, vol. 2012, pp. 686945-1-686945-12, 2012.
22. Andrija Volkanovski, "Method for assessment of ageing based on PSA results", In: Selected and expanded papers from International Conference Nuclear Energy for new Europe 2010, Portorož, September 6-9, 2010, *Nuclear Engineering and Design*, vol. 246, pp. 141-146, 2012.

## PUBLISHED SCIENTIFIC CONFERENCE CONTRIBUTION (INVITED LECTURE)

- Ovidiu-Adrian Berar, Andrej Prošek, Borut Mavko, "IJS conversion procedure from RELAP5 to TRACE example of achilles test rig", In: *2012 Spring CAMP meeting: May 30-June 1, 2012, Ljubljana, Slovenia*, [S. l., s. n.], 2012, 22 pp.
- Leon Cizelj, "Research and education in nuclear engineering and safety: a national, regional or global activity?", In: *Powerplants 2010: International Conference "Power Plants 2010", 26-29 October 2010, Vrnjačka Banja, Serbia*, [S. l., s. n.], 2010, 10 pp.
- Andrej Prošek, Ovidiu-Adrian Berar, "RELAP5, TRACE 1D and TRACE 3D comparison against Bethsy 9.1b test", In: *2012 Spring CAMP meeting: May 30-June 1, 2012, Ljubljana, Slovenia*, [S. l., s. n.], 2012, 17 pp.
- Andrej Prošek, Borut Mavko, Ovidiu-Adrian Berar, "Status of CAMP Activities in Slovenia", In: *Proceedings, Fall 2012 CAMP Meeting, November 7-9, 2012, Washington, DC, Washington, U.S.NRC, 2012*, 31 pp.

## PUBLISHED SCIENTIFIC CONFERENCE CONTRIBUTION

- Ovidiu-Adrian Berar, Andrej Prošek, Borut Mavko, "RELAP5 to TRACE input model conversion procedure and advanced post processing of the results for the ISP-25 test", In: *Proceedings, 21st International Conference Nuclear Energy for New Europe, Ljubljana 2012, September 5-7, Tomaž Žagar, ed., Samo Fürst, ed., Ljubljana, Nuclear Society of Slovenia, 2012*, 12 pp.
- Živa Bricman Rejc, Marko Čepin, "Advanced power system reliability assessment", In: *Proceedings, 21st International Conference Nuclear Energy for New Europe, Ljubljana 2012, September 5-7, Tomaž Žagar, ed., Samo Fürst, ed., Ljubljana, Nuclear Society of Slovenia, 2012*, pp. 1-8.
- Živa Bricman Rejc, Marko Čepin, "Extension of common cause analysis", In: *PSAM11 & ESREL 2012, 11th International Probabilistic Safety Assessment and Management Conference & The Annual European Safety and Reliability Conference, PSAM11 & ESREL 2012, Helsinki, Finland, 25-29 June 2012*, [S. l., s. n.], 2012, pp. 1-10.
- Patrick Chatelard, S. Arndt, B. Atanasova, G. Bandini, A. Bleyer, T. Brähler, Michael Buck, Ivo Kljenak, B. Kujal, "Overview of the ASTEC V2.0-rev1 validation", In: *ERMSAR 2012, 5th European Review Meeting on Severe Accident Research, March 21-23, 2012, Cologne, Germany*, [S. l.], SARNET, 2010, 22 pp.
- Leon Cizelj, "The augmented role of education and research in the safety of nuclear power plants", In: *Sustainable construction for people, World Engineering Forum, 17-21 September 2012, Ljubljana, Slovenia, Ljubljana, Inženirska zbornica Slovenije, 2012*, pp. 273-279.
- Leon Cizelj, Daniela Diaconu, Petre Ghitescu, Ivan Ivanov, Iztok Tiselj, Nadja Železnik, "Advancing national and joint nuclear research in the European union: the NEWLANCER project", In: *ENS 2012: The European Forum to discuss Nuclear Technology Issues, Opportunities & Challenges, 9-12 December 2012, Manchester, United Kingdom, Brussels, European Nuclear Society, 2012*, 8 pp.
- Leon Cizelj, Daniela Diaconu, Petre Ghitescu, Ivan Ivanov, Iztok Tiselj, Nadja Železnik, "The NEWLANCER project", In: *Proceedings, 21st International Conference Nuclear Energy for New Europe, Ljubljana 2012, September 5-7, Tomaž Žagar, ed., Samo Fürst, ed., Ljubljana, Nuclear Society of Slovenia, 2012*, 9 pp.
- Leon Cizelj, Iztok Tiselj, "Research and education in nuclear safety: perspective of the smallest nuclear country", In: *ICONE20 - POWER 2012, 20th International Conference on Nuclear Engineering collaterated with the ASME 2012 Power Conference, July 30 - August 3, 2012, Anaheim, California, USA*, [S. l.], ASME, cop. 2012, 8 pp.
- Leon Cizelj, Iztok Tiselj, Nadja Železnik, "Perspectives of the smallest nuclear country for the research and education in nuclear safety: the NEWLANCER project", In: *ENS 2012: The European Forum to discuss Nuclear Technology Issues, Opportunities & Challenges, 9-12 December 2012, Manchester, United Kingdom, Brussels, European Nuclear Society, 2012*, 9 pp.
- Raphaël Connes, Ivo Kljenak, "Simulation of hydrogen combustion experiment THAI HD-22 with ASTEC code", In: *Proceedings, 21st International Conference Nuclear Energy for New Europe, Ljubljana 2012, September 5-7, Tomaž Žagar, ed., Samo Fürst, ed., Ljubljana, Nuclear Society of Slovenia, 2012*, 8 pp.
- Marko Čepin, "Fault tree analysis of substations", In: *Advances in safety, reliability and risk management: proceedings of the European*

- Safety and Reliability Conference 2011, ESREL 2011, 18-22 September 2011, Troyes, France*, Christophe Bérenguer, ed., Antoine Grall, ed., C. Guedes Soares, ed., London, Traylor & Francis, 2012, pp. 1307-1370.
- Marko Čepin, "Slovenia's energy policy and the role of nuclear power", In: *What's next? Nuclear power after Fukushima*, NUTHOS-9, 9th International Topical Meeting on Nuclear Thermal-Hydraulics, Operation and Safety, September 9-13, 2012, Kaohsiung, Taiwan, [S. l., s. n.], 2012, 3 pp.
- Francesco D'Auria, Andrej Prošek, Javier Yllera, Milorad Dušić, A. Petrucci, S. Weerakkody, "Synthesis of the IAEA TM on synergy between DSA and PSA", In: *What's next? Nuclear power after Fukushima*, NUTHOS-9, 9th International Topical Meeting on Nuclear Thermal-Hydraulics, Operation and Safety, September 9-13, 2012, Kaohsiung, Taiwan, [S. l., s. n.], 2012, 3 pp.
- Samir El Shawish, Leon Cizelj, Igor Simonovski, "Calibration of an anisotropic plasticity finite element model of a polycrystal in uniaxial tension", In: *ICONE20 - POWER 2012, 20th International Conference on Nuclear Engineering collocated with the ASME 2012 Power Conference, July 30 - August 3, 2012, Anaheim, California, USA*, [S. l.], ASME, cop. 2012, 7 pp.
- Samir El Shawish, Leon Cizelj, Igor Simonovski, "Misorientation effects in an anisotropic plasticity finite element model of a polycrystalline under tensile loading", In: *Proceedings, 21st International Conference Nuclear Energy for New Europe, Ljubljana 2012, September 5-7, Tomaž Žagar, ed., Samo Fürst, ed., Ljubljana, Nuclear Society of Slovenia, 2012*, 8 pp.
- Oriol Costa Garrido, Iztok Tiselj, "Two-phase subcooled decompression under temperature gradient modeled with WAHA code", In: *Proceedings, 21st International Conference Nuclear Energy for New Europe, Ljubljana 2012, September 5-7, Tomaž Žagar, ed., Samo Fürst, ed., Ljubljana, Nuclear Society of Slovenia, 2012*, 13 pp.
- Blaže Gjorgiev, Marko Čepin, Duško Kančev, "Extended PSA methodology for NPP safety quantification", In: *Proceedings, 21st International Conference Nuclear Energy for New Europe, Ljubljana 2012, September 5-7, Tomaž Žagar, ed., Samo Fürst, ed., Ljubljana, Nuclear Society of Slovenia, 2012*, 8 pp.
- Blaže Gjorgiev, Marko Čepin, Andrija Volkanovski, Duško Kančev, "Multi-objective generation scheduling of power system considering security constraints", In: *Zbornik na referati, Meg'unarodno sovetovanje "Energetics 2012", 04-06, oktombri, 2012, Ohrid = International Symposium "Energetics 2012", 04-06, oktober 2012, Ohrid, Zoran Božinkoček, ed., Skopje, Združenje na energetičarite na Makedonija ZEMAK, = Association of Energy Department Engineers of Macedonia, 2012, zv. 1, pp. 451-463.*
- Romain Henry, Luka Snoj, Andrej Trkov, "Analysis of the TRIGA reactor benchmarks with TRIPOLI 4.4", In: *Proceedings, 21st International Conference Nuclear Energy for New Europe, Ljubljana 2012, September 5-7, Tomaž Žagar, ed., Samo Fürst, ed., Ljubljana, Nuclear Society of Slovenia, 2012*, 8 pp.
- Romain Henry, Luka Snoj, Andrej Trkov, "Modeling of the TRIGA reactor benchmark with TRIPOLI 4.4, Validation of the model with reactions rate distribution", In: *Proceedings, 21st International Conference Nuclear Energy for New Europe, Ljubljana 2012, September 5-7, Tomaž Žagar, ed., Samo Fürst, ed., Ljubljana, Nuclear Society of Slovenia, 2012*, 8 pp.
- Seong-Wan Hong, Pascal Piluso, Matjaž Leskovar, "Status of the OECD-SERENA project for the resolution of ex-vessel steam explosion risks", In: *ERMSAR 2012, 5th European Review Meeting on Severe Accident Research, March 21-23, 2012, Cologne, Germany*, [S. l.], SARNET, 2010, 12 pp.
- Seong-Wan Hong, Pascal Piluso, Matjaž Leskovar, "Status of the OECD-SERENA project for the resolution of ex-vessel steam explosion risks", In: *Sustaining nuclear energy through enhanced safety and security, PBNC 2012, The 18th Pacific Basin Nuclear Conference, March 18-23, 2012, Busan, Korea*, [S. l., s. n.], 2012, 12 pp.
- Duško Kančev, "Multi-objective optimization of testing and maintenance in nuclear power plants considering component ageing", In: *Proceedings, 21st International Conference Nuclear Energy for New Europe, Ljubljana 2012, September 5-7, Tomaž Žagar, ed., Samo Fürst, ed., Ljubljana, Nuclear Society of Slovenia, 2012*, 8 pp.
- Duško Kančev, Marko Čepin, "An approach for coupling single component failure event with different common cause groups", In: *Advances in safety, reliability and risk management: proceedings of the European Safety and Reliability Conference 2011, ESREL 2011, 18-22 September 2011, Troyes, France*, Christophe Bérenguer, ed., Antoine Grall, ed., C. Guedes Soares, ed., London, Traylor & Francis, 2012, pp. 1979-1987.

25. Duško Kančev, Marko Čepin, "Limitations of explicit modeling of common cause failures within fault trees", In: *Securing tomorrow's future with reliability and maintainability: proceedings*, RAMS 2012, 58th Annual Reliability & Maintainability Symposium, January 23-26, 2012, Reno, Nevada, Danvers, IEEE, = Institute of Electrical and Electronics Engineers, 2012, 6 pp.
26. Duško Kančev, Marko Čepin, Blaže Gjorgiev, "Multi-objective optimization of surveillance requirements for ageing equipment", In: *2012 Winter Meeting of the American Nuclear Society, November 11-15, 2012, San Diego, California*, (Transactions of the American Nuclear Society, Vol. 107, 2012), New York, Academic Press, 2012, pp. 755-758.
27. Duško Kančev, Marko Čepin, Blaže Gjorgiev, "A new time-dependent unavailability model considering equipment ageing: a multi-objective optimization case study example", In: *Proceedings*, 21st International Conference Nuclear Energy for New Europe, Ljubljana 2012, September 5-7, Tomaž Žagar, ed., Samo Fürst, ed., Ljubljana, Nuclear Society of Slovenia, 2012, 8 pp.
28. Duško Kančev, Marko Čepin, Andrija Volkanovski, Blaže Gjorgiev, "Reliability assessment of an ageing power system: a complementary application of fault tree analysis and AC power flow modeling", In: *Zbornik na referati*, Meg'unarodno svetovanje "Energetics 2012", 04-06, oktombri, 2012, Ohrid = International Symposium "Energetics 2012", 04-06, oktober 2012, Ohrid, Zoran Božinkoček, ed., Skopje, Združenje na energetičarite na Makedonija ZEMAK, = Association of Energy Department Engineers of Macedonia, 2012, zv. 1, pp. 465-474.
29. St. Kelm *et al.* (23 authors), "Generic containment: a first step towards bringing (European) containment simulations to a common level", In: *ERMSAR 2012*, 5th European Review Meeting on Severe Accident Research, March 21-23, 2012, Cologne, Germany, [S. l.], SARNET, 2010, 11 pp.
30. W. Klein-Hefßling *et al.* (22 authors), "Ranking of severe accident research priorities", In: *ERMSAR 2012*, 5th European Review Meeting on Severe Accident Research, March 21-23, 2012, Cologne, Germany, [S. l.], SARNET, 2010, 13 pp.
31. Ivo Kljenak, Borut Navko, Iztok Tiselj, Leon Cizelj, "Basic vs. applied doctoral theses in nuclear engineering in Slovenia", In: *ICONE20 - POWER 2012*, 20th International Conference on Nuclear Engineering collocated with the ASME 2012 Power Conference, July 30 - August 3, 2012, Anaheim, California, USA, [S. l.], ASME, cop. 2012, 7 pp.
32. Boštjan Končar, Martin Draksler, Prachai Norajitra, "Comparison of divertor concepts from the perspective of heat removal from target plate edges", In: *Proceedings*, 21st International Conference Nuclear Energy for New Europe, Ljubljana 2012, September 5-7, Tomaž Žagar, ed., Samo Fürst, ed., Ljubljana, Nuclear Society of Slovenia, 2012, 7 pp.
33. Anja Kostevšek, Leon Cizelj, Janez Petek, Boris Sučić, Matevž Pušnik, Aleksandra Pivec, "Entirely renewable and self-sufficient municipal energy system", In: *Zbornik*, 4. študentska konferenca Mednarodne podiplomske šole Jožefa Stefana = 4th Jožef Stefan International Postgraduate School Students Conference, 25. maj 2012, Ljubljana, Slovenija, Dejan Petelin, ed., Aleš Tavčar, ed., Boštjan Kaluža, ed., Ljubljana, Mednarodna podiplomska šola Jožefa Stefana, 2012, pp. 39-44.
34. Samo Košmrlj, Boštjan Končar, "Simulation of turbulent flow in horizontal rod bundle with split type grid spacers", In: *Proceedings*, 21st International Conference Nuclear Energy for New Europe, Ljubljana 2012, September 5-7, Tomaž Žagar, ed., Samo Fürst, ed., Ljubljana, Nuclear Society of Slovenia, 2012, 8 pp.
35. Matjaž Leskovar, "BWR ex-vessel steam explosion analysis with MC3D code", In: *Proceedings of ICAPP'12*, 2012 International Congress on Advances in Nuclear Power Plants, June 24-28, Chicago, Illinois, USA, Le Grange Park, American Nuclear Society, 2012, pp. 1377-1385.
36. Matjaž Leskovar, "PWR ex-vessel steam explosion analysis with MC3D code", In: *Proceedings*, 21st International Conference Nuclear Energy for New Europe, Ljubljana 2012, September 5-7, Tomaž Žagar, ed., Samo Fürst, ed., Ljubljana, Nuclear Society of Slovenia, 2012, 8 pp.
37. Marko Matkovič, Boštjan Končar, "CFD model for critical heat flux during subcooled flow boiling condition", In: *Proceedings*, 21st International Conference Nuclear Energy for New Europe, Ljubljana 2012, September 5-7, Tomaž Žagar, ed., Samo Fürst, ed., Ljubljana, Nuclear Society of Slovenia, 2012, 8 pp.
38. Alexei Miassoedov, M. Kuznetsov, M. Steinbrück, S. Kudriakov, Z. Hózer, Ivo Kljenak, Renaud Meignen, J. M. Seiler, A. Teodorczyk, "Experiments of the LACOMEKO project at KIT", In: *ERMSAR 2012*, 5th European Review Meeting on Severe Accident Research, March 21-23, 2012, Cologne, Germany, [S. l.], SARNET, 2010, 22 pp.
39. Blaž Mikuz, Samo Košmrlj, Iztok Tiselj, "OpenFOAM simulations of the turbulent flow in a rod bundle with mixing vanes", In: *Proceedings*, 21st International Conference Nuclear Energy for New Europe, Ljubljana 2012, September 5-7, Tomaž Žagar, ed., Samo Fürst, ed., Ljubljana, Nuclear Society of Slovenia, 2012, 8 pp.
40. Andrej Prošek, Ovidiu-Adrian Berar, "BETHSY 6.2TC test calculation with TRACE using 3D vessel component", In: *Proceedings*, 21st International Conference Nuclear Energy for New Europe, Ljubljana 2012, September 5-7, Tomaž Žagar, ed., Samo Fürst, ed., Ljubljana, Nuclear Society of Slovenia, 2012, 8 pp.
41. Andrej Prošek, Ovidiu-Adrian Berar, "BETHSY 9.1b test calculation with TRACE using 3D vessel component", In: *Proceedings*, 9th International Conference on Nuclear Option in Countries with Small and Medium Electricity Grids, June 3-6, 2012, Zadar, Croatia, Davor Grgić, ed., Zdenko Šimić, ed., Igor Vuković, ed., Zagreb, Croatian Nuclear Society, 2012, pp. 11 pp.
42. Andrej Prošek, Ovidiu-Adrian Berar, "IJS procedure for RELAP5 to TRACE input model conversion using SNAP", In: *Proceedings of ICAPP'12*, 2012 International Congress on Advances in Nuclear Power Plants, June 24-28, Chicago, Illinois, USA, Le Grange Park, American Nuclear Society, 2012, pp. 2032-2041.
43. Igor Simonovski, Leon Cizelj, Gangadhar Machina, "Numerical stability of the cohesive zone approach in simulated initiation and growth of intergranular cracks in polycrystalline aggregates", In: *Proceedings*, 21st International Conference Nuclear Energy for New Europe, Ljubljana 2012, September 5-7, Tomaž Žagar, ed., Samo Fürst, ed., Ljubljana, Nuclear Society of Slovenia, 2012, 8 pp.
44. Mihaela Irina Uplaznik, Leon Cizelj, Igor Simonovski, "Cohesive based surface approach for grain boundary modelling", In: *Proceedings*, 21st International Conference Nuclear Energy for New Europe, Ljubljana 2012, September 5-7, Tomaž Žagar, ed., Samo Fürst, ed., Ljubljana, Nuclear Society of Slovenia, 2012, 9 pp.
45. Mihaela Irina Uplaznik, Leon Cizelj, Igor Simonovski, "Finite element models of progressive failure of grain boundaries", In: *ICONE20 - POWER 2012*, 20th International Conference on Nuclear Engineering collocated with the ASME 2012 Power Conference, July 30 - August 3, 2012, Anaheim, California, USA, [S. l.], ASME, cop. 2012, 6 pp.
46. Mitja Uršič, Renaud Meignen, Stéphane Picchi, Julien Lamome, "Modelling of vapour explosion in sodium cooled fast reactors", In: *Proceedings*, 21st International Conference Nuclear Energy for New Europe, Ljubljana 2012, September 5-7, Tomaž Žagar, ed., Samo Fürst, ed., Ljubljana, Nuclear Society of Slovenia, 2012, 8 pp.
47. Andrija Volkanovski, "Transmission network system vulnerability assessment", In: *Zbornik na referati*, Meg'unarodno svetovanje "Energetics 2012", 04-06, oktombri, 2012, Ohrid = International Symposium "Energetics 2012", 04-06, oktober 2012, Ohrid, Zoran Božinkoček, ed., Skopje, Združenje na energetičarite na Makedonija ZEMAK, = Association of Energy Department Engineers of Macedonia, 2012, zv. 1, pp. 397-411.
48. Andrija Volkanovski, Blaže Gjorgiev, Duško Kančev, "Nuclear power plant power system reliability analysis", In: *Proceedings*, 21st International Conference Nuclear Energy for New Europe, Ljubljana 2012, September 5-7, Tomaž Žagar, ed., Samo Fürst, ed., Ljubljana, Nuclear Society of Slovenia, 2012, 8 pp.
49. Andrija Volkanovski, Duško Kančev, Blaže Gjorgiev, "Power system failure and Fukushima Daiichi accident", In: *Zbornik na referati*, Meg'unarodno svetovanje "Energetics 2012", 04-06, oktombri, 2012, Ohrid = International Symposium "Energetics 2012", 04-06, oktober 2012, Ohrid, Zoran Božinkoček, ed., Skopje, Združenje na energetičarite na Makedonija ZEMAK, = Association of Energy Department Engineers of Macedonia, 2012, zv. 1, pp. 385-396.
50. Andrija Volkanovski, Wolfgang Kröger, "Power grid reliability and vulnerability analysis", In: *Advances in safety, reliability and risk management: proceedings of the European Safety and Reliability Conference 2011, ESREL 2011, 18-22 September 2011, Troyes, France*, Christophe Bérenguer, ed., Antoine Grall, ed., C. Guedes Soares, ed., London, Traylor & Francis, 2012, pp. 2530-2538.

## INDEPENDENT SCIENTIFIC COMPONENT PART OR A CHAPTER IN A MONOGRAPH

1. Ivo Kljenak, A. Bentaib, T. Jordan, "Hydrogen behavior and control in severe accidents", In: *Nuclear safety in light water reactors: severe accident phenomenology*, Bal Raj Sehgal, ed., 1st ed., Amsterdam [etc.], Elsevier/Academic Press, 2012, pp. 186-227.
2. Igor Simonovski, Leon Cizelj, "Grain-scale modeling approaches for polycrystalline aggregates", In: *Polycrystalline materials - theoretical*



*and practical aspects*, Zachary Todorov Zachariev, ed., Rijeka, InTech, cop. 2011, pp. 49-74.

## SCIENTIFIC MONOGRAPH

1. 15: L. Fredlund, Andrija Volkanovski, *Electric grid reliability and interface with nuclear power plants*, (IAEA safety standards series, no. NG-T-3.8), Vienna, International Atomic Energy Agency, = IAEA, 2011.

## PROFESSIONAL MONOGRAPH

1. Andrej Prošek, Ovidiu-Adrian Berar, Borut Mavko, *IJS procedure for converting input deck from RELAP5 to TRACE*, (International

agreement report, NUREG/IA-0408), Washington, U.S. Nuclear Regulatory Commission, 2012.

## MENTORING

1. Duško Kančev, *Multi-objective optimization of testing and maintenance in nuclear power plants considering component ageing*: doctoral dissertation, Ljubljana, 2012 (mentor Marko Čepin).

# REACTOR INFRASTRUCTURE CENTRE

# RIC

***The Reactor Infrastructure Centre incorporates a research reactor TRIGA Mark II Reactor and a Hot Cells Facility. The reactor, operating since 1966, is used for neutron research, training and for producing radioactive isotopes. A detailed technical description of the reactor is available at <http://www.rcp.ijs.si/~ric/>. The Hot Cells Facility is used for the treatment and handling of radioactive materials and radioactive waste within research and applicative projects. In addition, it is used for performing measurements within the regular radiological monitoring of the reactor.***



Head:  
**Prof. Borut Smodiš**

Besides operating and maintaining the reactor, the members of the reactor staff participate in other activities requiring specialists skilled in the work with sources of radiation and in reactor technology, such as the servicing of industrial radioactive sources and the surveillance of the fuel management in NPP Krško.

In 2012 the reactor operated for 147 days. Altogether, 1307 samples were irradiated in the rotary specimen rack and 37 in the pneumatic transfer system. In addition, 23 pulses were performed. There were no serious operational problems or events influencing nuclear or radiation safety. The reactor operators were performing regular maintenance inspections and activities according to the annual plan.

In the Hot Cells Facility the activities were mostly performed by the Department of Environmental Sciences and the Radiation Protection Unit. The JSI staff performed training in radiochemistry and radioactivity measurements for practitioners from countries eligible under the JRC Enlargement & Integration policy. The treatment and conditioning of low and intermediate radioactive waste for subsequent storage in the central storage for radioactive waste was continuously performed together with the Slovenian Agency for Radioactive waste Management (ARAO). In September, an isotopic thickness gauge was repaired in a single day for Acroni, thus preventing a major economic problem for the company.

The reactor was mainly operated for the needs of the J. Stefan Institute's Nuclear Training Centre, for educational purposes (Faculty of Mathematics and Physics, University of Ljubljana and Faculty for Energy, University of Maribor) and research departments: the Environmental Sciences, the Reactor Physics and the Experimental Particle Physics.

The reactor was used for the following research:

- Reactor physics and neutronics,
- Activation analysis,
- Research on radiation damage of semiconductors,
- Neutron dosimetry and spectrometry,
- Neutron radiography,
- Activation of materials, nuclear waste and decommissioning,
- Irradiation of materials for fusion reactors,
- Irradiation of electronic and medical components,
- Development and testing of new detectors,
- Development of new methods for measuring power profiles, neutron spectra, etc.,
- Verification and validation of methods for calculating the transport of neutrons, photons and electrons,
- Development of educational tools in reactor physics.

The TRIGA reactor participates in the FP7 AIDA (Advanced Infrastructures for Detectors and Accelerators) project that brings together advanced European infrastructures for future particle-physics experiments.

Within the collaboration with CEA irradiation related to two projects, led by the Reactor Physics Division, were conducted. In the frame of "Analysis of thermal power calibration method and joint experimental irradiation campaign at TRIGA research reactor" accurate in-core flux mapping measurements were performed and various SPND- and SPGD-type detectors tested. Within the frame of the "Experimental Verification of Kinetic Parameters of the TRIGA Reactor and the Upgrade of the Digital Meter of Reactivity" everything for the experimental campaign in May 2013 was prepared.

In September 2012, a contract was signed for the irradiation and testing of electronic instruments with National instruments and the ITER organization. The project was entitled Thermal neutron irradiation testing of NI PXI and cRIO products.

At the end of 2012 a collaboration with INMEDICA, Slovenian Device Incubator for Medical Systems and Treatments, was established, in frame of which medical equipment is irradiated and the changes after irradiation are observed.



Figure 1: Air bubbles produced during the void reactivity coefficient measurements.

Together with the Nuclear Training Centre and NPP Krško the project for modernizing practical exercise on the TRIGA reactor was brought up. Some new experimental equipment was acquired and new software developed for connecting all the hardware and to perform the exercises.

Practical exercises in reactor physics and kinetics for the students of physics at the University of Ljubljana were performed. Some of the exercises were performed for the first time in the history of the reactor.

The work on the Periodic Safety Report that started in 2011 was continued.

The reactor operators took part in the outage of NPP Krško.

Before the reactor start-up at the NPP Krško preparations and tests to conduct physical tests took place at the TRIGA reactor.

The project within the framework of IAEA Technical Coordination Programme entitled "Carrying out a Feasibility Study and Installing the Thermal

Neutron Driven 14 MeV Neutron Converter into the TRIGA Research Reactor" was continued.

The reactor operators supported the researchers by performing the operations and services for which the researchers are not qualified and authorized, such as operating the reactor, performing irradiations and manipulating radioactive samples.

The research results were published in approximately 20 scientific papers. Seven young researchers performed their research at the reactor.

In November 2012 an IAEA INSARR mission was conducted. The objectives of the mission was to review the operational safety of the reactor, including reactor management and regulatory supervision, Safety Analysis Report, safety analyses, Operational Limits and Conditions, conduct of operations, maintenance, training and qualifications of operating personnel, utilization and modifications, operational radiation protection and waste management, emergency planning, quality assurance and decommissioning plan. The mission was conducted in accordance with the IAEA procedures by a team composed of IAEA experts from Argentina, France, Israel and Morocco.

In 2012 the following international courses in the field of safety of research reactors were performed:

1. IAEERRI12: IAEA Group Fellowship Training, Programme on Research Reactors, 1. 10. 2012–12. 10. 2012, 10 participants
2. TJET13: Nuclear Power Plant Technology, ICJT, 7. 11. 2012–2. 4. 2012, 15 participants
3. TJET14: Nuclear Power Plant Technology, ICJT, 7. 11. 2012–5. 4. 2013, 22 participants

Practical exercises in reactor physics and kinetics for students of physics at the University of Ljubljana were performed. The post-graduate students of nuclear engineering attended some of these exercises as well. For these purposes the reactor operated approximately 2 months. The reactor was also used for practical exercises within the training program of the NPP Krško reactor operators. The exercises were prepared and carried out by the reactor personnel in cooperation with the Nuclear Training Centre and the Department of Reactor Physics.

In 2012, there were more than 50 short group visits to the reactor. The visitors were mainly foreign scientists, students and more than 33 groups of school children. The total number exceeded 900.

## INTERNATIONAL PROJECTS

- |   |  |
|---|--|
| <ol style="list-style-type: none"> <li>1. Reports on thermal neutron induced SEU susceptibility of PXIe and cRIO fast controller components<br/>ITER Organization<br/>Dr. Luka Snoj</li> <li>2. Training in radiochemistry and radioactivity measurements for practitioners from countries eligible under the JRC enlargement and integration policy<br/>Institute For Reference Materials And Measurements<br/>Prof. Borut Smodiš</li> <li>3. Training fee for Ms Gulnura Abasova (Kyrgyzstan), TA00221759, 2. 2.-1. 5. 2012<br/>Ictp/iaea Step Program, The Abdus Salam<br/>Prof. Peter Stegnar</li> <li>4. Training fee for Ms Ilona Matveyeva (Kazakhstan), TA00221835, 15. 2.-14. 5. 2012<br/>Ictp/iaea Step Program, The Abdus Salam<br/>Prof. Peter Stegnar</li> <li>5. NATO SPS.EAP.SFP 984524: Radioactive and heavy metal waste tailings - risk reduction in Fergana Valley, Kyrgyz Republic</li> </ol> | <p>NATO<br/>Prof. Peter Stegnar</p> <ol style="list-style-type: none"> <li>6. IAEA Fellowship for Mr Dieudonne Gelembom Kom'Bele, C6/ZAI/11002<br/>IAEA - International Atomic Energy Agency<br/>Prof. Borut Smodiš</li> <li>7. Automation of a pneumatic transport system for neutron activation analysis<br/>IAEA - International Atomic Energy Agency<br/>Prof. Borut Smodiš</li> <li>8. IAEA Fellowship for Mr Bouzekri Nacir and Mr Moussa Bounakhla (MOR/12014V, MOR/12015V)<br/>IAEA - International Atomic Energy Agency<br/>Prof. Borut Smodiš</li> <li>9. Training fee for Ms Ilona Matveyeva (Kazakhstan), 24. 9.-23. 12. 2012<br/>ICTP - Centro Internazionale Di Fisica Teorica<br/>Prof. Borut Smodiš</li> </ol> |
|---|--|

## R & D GRANTS AND CONTRACTS

1. Calculations to support neutron monitor calibration - JET fusion reactor example case  
Dr. Luka Snoj
2. Lease and usage of the hot cell.  
Prof. Borut Smodiš

2. Expert opinion in Krško NPP tests and repairs during refueling at the end of fuel cycle  
25
3. Expert opinion in Krško NPP tests and repairs during refueling at the end of fuel cycle  
25  
Milan Vidmar Electoinstitute  
Prof. Borut Smodiš

## NEW CONTRACTS

1. Treatment and conditioning of radioactive waste for storage  
ARAO  
Prof. Borut Smodiš

## STAFF

### Researchers

1. **Prof. Borut Smodiš, Head**
2. Dr. Luka Snoj
3. *Prof. Peter Stegnar, retired 28.07.12*

### Technical officers

4. Dr. Tinkara Bučar
5. Bojan Huzjan, M. Sc.

6. Anže Jazbec, B. Sc.

### Technical and administrative staff

7. Andrej Gyergyek, B. Sc.
8. Darko Kavšek, B. Sc.
9. *Dušan Krk, B. Sc., left 01.07.12*
10. Marko Rosman
11. *Darinka Stich, retired 31.12.12*

## BIBLIOGRAPHY

### ORIGINAL SCIENTIFIC ARTICLE

1. JET EFDA Contributors: B. Baiocchi *et al.* (159 authors), "Numerical analysis of the impact of the ion threshold, ion stiffness and temperature pedestal on global confinement and fusion performance in JET and in ITER plasmas", *Plasma phys. control. fusion*, article number 085020, iss. 8, vol. 54, 13 pp., 2012.
2. JET EFDA Contributors: J. Citrin *et al.* (159 authors), "Predictive analysis of q-profile influence on transport in JET and ASDEX Upgrade hybrid scenarios", *Plasma phys. control. fusion*, article number 065008, iss. 6, vol. 54, 20 pp.
3. Marko Černe, Borut Smodiš, Marko Štok, Ljudmila Benedik, "Radiation impact assessment on wildlife from an uranium mine area", In: Selected and expanded papers from International Conference Nuclear Energy for new Europe 2010, Portorož, September 6-9, 2010, *Nuclear Engineering and Design*, vol. 246, 7 pp., 2012.
4. JET EFDA Contributors: Gianmaria De Tommasi *et al.* (159 authors), "A Software Tool for the Design of the Current Limit Avoidance System at the JET Tokamak", *IEEE trans. plasma sci.*, iss. 8, vol. 40, pp. 2056-2064, 2012.
5. JET EFDA Contributors: M. Gelfusa *et al.* (159 authors), "New approximations and calibration methods to provide routine real-time polarimetry on JET", *IEEE trans. plasma sci.*, iss. 4, vol. 40, pp. 1149-1161, 2012.
6. JET EFDA Contributors: S. Gonzales *et al.* (159 authors), "Automatic location of L/H transition times for physical studies with a large statistical basis", *Plasma phys. control. fusion*, article number 065009, iss. 6, vol. 54, 20 pp., 2012.
7. M. P. Johansen, C. L. Barnett, Nicholas A. Beresford, J. E. Brown, Marko Černe, B. J. Howard, S. Kamboj, D. K. Keum, Borut Smodiš, J. R. Twining, H. Vandenhove, M. D. Wood, "Assessing doses to terrestrial wildlife at a radioactive waste disposal site: Inter-comparison of modelling approaches", *Sci. total environ.*, vol. 427-428, pp. 238-246.
8. G. Kennedy, C. Chilian, Radojko Jaćimović, Gašper Žerovnik, Luka Snoj, Andrej Trkov, "Neutron self-shielding in irradiation channels of small reactors is isotropic", *J. radioanal. nucl. chem.*, vol. 291, no. 2, pp. 555-559, 2012.
9. Radojko Jaćimović, Andrej Trkov, Peter Stegnar, "Error in  $k_0$ -NAA measurement due to temporal variation in the neutron flux in TRIGA Mark II reactor", In: Selected papers of the NAC-IV Symposium: Fourth International Symposium on Nuclear Analytical Chemistry, Mumbai, November 15-19, 2010, *Journal of radioanalytical and nuclear chemistry*, vol. 294, pp. 155-161, 2012.
10. Ivan Aleksander Kodeli, Luka Snoj, "Evaluation and uncertainty analysis of the KRITZ-2 critical benchmark experiments", *Nucl. sci. eng.*, no. 3, vol. 171, pp. 231-238, 2012.
11. JET EFDA Contributors: O. I. Kwon *et al.* (159 authors), "Stability analysis of high-beta plasmas in the Joint European Torus", *Plasma phys. control. fusion*, iss. 4, vol. 54, pp. 045010-1-045010-9, 2012.
12. Igor Lengar, Andrej Trkov, Marjan Kromar, Luka Snoj, "Digital meter of reactivity for use during zero-power physics tests at the Krško NPP", *Journal of energy technology*, vol. 5, iss. 1, pp. 13-26, feb. 2012.
13. JET EFDA Contributors: Andrea Murari *et al.* (159 authors), "Exploratory Data Analysis Techniques to Determine the Dimensionality of Complex Nonlinear Phenomena: The L-to-H Transition at JET as a Case Study", *IEEE trans. plasma sci.*, part 2, iss. 5, vol. 40, pp. 1386-1394, 2012.
14. JET EFDA Contributors: Andrea Murari *et al.* (159 authors), "A statistical investigation of the effects of edge localized modes on the equilibrium reconstruction in JET", *Plasma phys. control. fusion*, article Number 105005, iss. 10, vol. 54, 10 pp., 2012.
15. JET EFDA Contributors: A.C. Neto *et al.* (159 authors), "Exploitation of modularity in the JET tokamak vertical stabilization system", *Control eng. pract.*, iss. 9, vol. 20, pp. 846-856, 2012.
16. JET EFDA Contributors: Luka Snoj *et al.* (1159 authors), "Calculations to support JET neutron yield calibration: Contributions to the external neutron monitor responses", In: Selected and expanded papers from International Conference Nuclear Energy for new Europe 2010, Portorož, September 6-9, 2010, *Nuclear Engineering and Design*, vol. 246, 2012.
17. Branko Petrinc, Zdenko Franić, Nikola Ilijanić, Slobodan Miko, Marko Štok, Borut Smodiš, "Estimation of sedimentation rate in the Middle and South Adriatic sea using  $^{137}\text{Cs}$ ", *Radiat. prot. dosim.*, vol. 151, issue 1, pp. 102-111, 2012.
18. JET EFDA Contributors: A. Quercia *et al.* (159 authors), "Ex-vessel magnetic measurements in JET: A critical assessment of the collar probe", *Fusion science and technology*, iss. 4, vol. 61, pp. 257-274, 2012.
19. JET EFDA Contributors: P. A. Schneider *et al.* (159 authors), "Differences in the H-mode pedestal width of temperature and density", *Plasma phys. control. fusion*, article Number 105009, iss. 10, vol. 54, 20 pp., 2012.
20. Borut Smodiš, Marko Štok, Marko Černe, "Radioecology studies in the vicinity of a closed uranium mine", *EPJ web conf.*, 14 pp.
21. JET EFDA Contributors: Luka Snoj *et al.* (159 authors), "Calculations to support JET neutron yield calibration: Neutron scattering in source holder", *Fusion eng. des.*, iss. 11, vol. 87, pp. 1846-1852, 2012.

22. JET EFDA Contributors: D.B. Syme *et al.* (1159 authors), "Fusion yield measurements on JET and their calibration", In: Selected and expanded papers from International Conference Nuclear Energy for New Europe 2010, Portorož, September 6-9, 2010, *Nuclear Engineering and Design*, vol. 246, pp. 185-190, 2012.
23. Luka Snoj, Andrej Trkov, Matjaž Ravnik, Gašper Žerovnik, "Testing of cross section libraries on zirconium benchmarks", *Ann. nucl. energy*, vol. 42, pp. 71-79, 2012.
24. Luka Snoj, Gašper Žerovnik, Andrej Trkov, "Computational analysis of irradiation facilities at the JSI TRIGA reactor", *Appl. radiat. isotopes*, vol. 70, pp. 483-488, 2012.
25. Marko Štok, Borut Smodiš, "Transfer of natural radionuclides from hay and silage to cow's milk in the vicinity of a former uranium mine", *J. environ. radioact.*, vol. 110, no. 1, pp. 64-68, 2012.
26. JET EFDA Contributors: L. E. Zakharov *et al.* (159 authors), "Understanding disruptions in tokamaks", In: Papers, 53rd Annual Meeting of the APS Division of Plasma Physics, November 14-18 2011, Salt Lake City, Princeton, *Physics of Plasmas*, iss. 5, vol. 19, pp. 055703-1-055703-13, 2012.

## REVIEW ARTICLE

1. Borut Smodiš, "Forty-five years of neutron activation analysis in Slovenia: achievements towards improved quality of measurements results", *J. radioanal. nucl. chem.*, vol. 291, issue 2, pp. 543-548, 2012.

## PUBLISHED SCIENTIFIC CONFERENCE CONTRIBUTION

1. Romain Henry, Luka Snoj, Andrej Trkov, "Analysis of the TRIGA reactor benchmarks with TRIPOLI 4.4", In: *Proceedings*, 21st International Conference Nuclear Energy for New Europe, Ljubljana 2012, September 5-7, Tomaž Žagar, ed., Samo Fürst, ed., Ljubljana, Nuclear Society of Slovenia, 2012, 8 pp.
2. Romain Henry, Luka Snoj, Andrej Trkov, "Modeling of the TRIGA reactor benchmark with TRIPOLI 4.4, Validation of the model with Reactions rate distribution", In: *Proceedings*, 21st International Conference Nuclear Energy for New Europe, Ljubljana 2012, September 5-7, Tomaž Žagar, ed., Samo Fürst, ed., Ljubljana, Nuclear Society of Slovenia, 2012, 8 pp.
3. Jernej Jerman, Andrej Lešnjak, Luka Snoj, Borut Smodiš, "Inspection of the TRIGA reactor tank", In: *Conference program*, 21st International Conference Nuclear Energy for New Europe, Ljubljana 2012, September 5-7, Ljubljana, Nuclear Society of Slovenia, 2012, 9 pp.
4. Andrej Lešnjak, Jernej Jerman, Luka Snoj, "Inspection of TRIGA reactor tank", In: *Proceedings*, 21st International Conference Nuclear Energy for New Europe, Ljubljana 2012, September 5-7, Tomaž Žagar, ed., Samo Fürst, ed., Ljubljana, Nuclear Society of Slovenia, 2012, 8 pp.
5. S. Pepin *et al.* (27 authors), "The IAEA environmental modelling for radiation safety programme (EMRAS II) - working group on "Reference approaches to modelling for management and remediation at NORM and legacy sites", In: *Proceedings*, EU-NORM I International

- Symposium, 5-8 June 2012, Tallin, Tallin, 2012, Environmental Board, pp. 11-12.
6. Vladimir Radulović, Aljaž Kolšek, Anže Jazbec, Andrej Štancar, Andrej Trkov, Luka Snoj, "Characterization of ex-core irradiation facilities of the JSI Triga Mark II reactor", In: *Proceedings*, 21st International Conference Nuclear Energy for New Europe, Ljubljana 2012, September 5-7, Tomaž Žagar, ed., Samo Fürst, ed., Ljubljana, Nuclear Society of Slovenia, 2012, 7 pp.
7. Luka Snoj, Marjan Kromar, Gašper Žerovnik, "Advances in reactor physics education: visualization of reactor parameters", In: *Proceedings PHYSOR 2012, Advances in reactor physics*, PHYSOR 2012, Advances in reactor physics, Knoxville, April 15-20, 2012, Knoxville, 2012, 12 pp.
8. Luka Snoj, Igor Lengar, Aljaž Čufar, B. Syme, Sergey Popovichev, S. Conroy, "Calculations to support JET neutron yield calibration: Effect of the JET Remote handling system on the external neutron monitor responses", In: *Proceedings*, 21st International Conference Nuclear Energy for New Europe, Ljubljana 2012, September 5-7, Tomaž Žagar, ed., Samo Fürst, ed., Ljubljana, Nuclear Society of Slovenia, 2012, 10 pp.
9. Luka Snoj, L. Sklenka, J. Rataj, Helmuth Böck, "Eastern Europe research reactor initiative nuclear education and training courses - current activities and future challenges", In: *Proceedings PHYSOR 2012, Advances in reactor physics*, PHYSOR 2012, Advances in reactor physics, Knoxville, April 15-20, 2012, Knoxville, 2012, 7 pp.
10. Luka Snoj, Žiga Štancar, Vladimir Radulović, Manca Podvratnik, Gašper Žerovnik, Andrej Trkov, L. Barbot, C. Domergue, Christophe Destouches, "Experimental power density distribution benchmark in the TRIGA Mark II reactor", In: *Proceedings PHYSOR 2012, Advances in reactor physics*, PHYSOR 2012, Advances in reactor physics, Knoxville, April 15-20, 2012, Knoxville, 2012, 15 pp.
11. Žiga Štancar, L. Barbot, C. Domergue, Vladimir Radulović, Andrej Trkov, Luka Snoj, "Evaluation of the axial absolute power profile measurements at the JSI Triga Mark II reactor", In: *Proceedings*, 21st International Conference Nuclear Energy for New Europe, Ljubljana 2012, September 5-7, Tomaž Žagar, ed., Samo Fürst, ed., Ljubljana, Nuclear Society of Slovenia, 2012, 8 pp.

## INDEPENDENT SCIENTIFIC COMPONENT PART OR A CHAPTER IN A MONOGRAPH

1. I. Matveyeva, S. Nazarkulova, B. Satybaldiev, B. M. Uralbekov, Petra Planinšek, Radojko Jačimović, Borut Smodiš, Mukhambetkali Burkitbayev, "Natural radionuclides in a peat core from the Kamyshanovskoe uranium deposit in Kyrgyzstan", In: *Environmental radioactivity in central Asia*, Mukhambetkali Burkitbayev, ed., Jukka Lehto, ed., Almaty, Kazakh National University, 2012, pp. 123-127.
2. Luka Snoj, Borut Smodiš, "An analysis of a hypothetical terrorist action against a research nuclear reactor", In: *Managing the consequences of terrorist acts - efficiency and coordination challenges*, Denis Čaleta, ed., Paul Shemella, ed., Ljubljana, Institute for Corporative Security Studies, Monterey, Center for Civil-Military Relations, 2012, pp. 63-68.

# CENTRE FOR NETWORKING INFRASTRUCTURE

# CNI

*The basic function of the Centre for Networking Infrastructure (CNI) is the management and maintenance of the JSI computer network, including planning, development, upgrades, maintaining contact with public networks, and providing security. The CNI also houses and supports the local SiGNET GRID cluster.*

## STAFF

### Technical officers

1. Vladimir Alkalaj, M. Sc., Head

### Technical and administrative staff

2. Ivan Ivanjko
3. Matjaž Levstek
4. Mark Martinec, B. Sc.
5. Janez Srakar
6. Matej Wedam



Head:

*Vladimir Alkalaj, M. Sc. \**

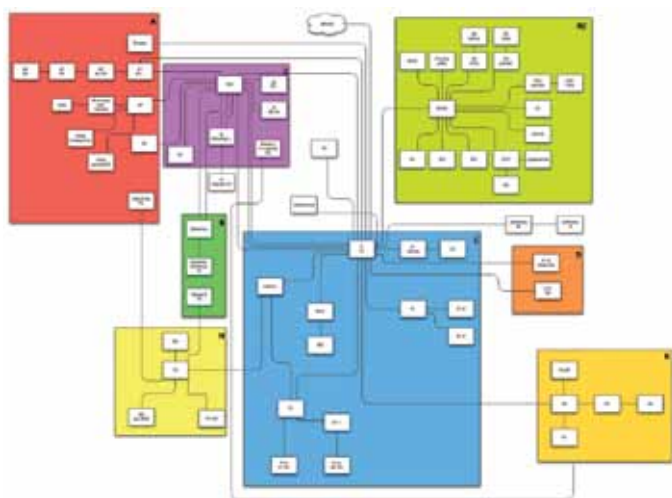


Figure 1: JSI connectivity structure



Figure 2: Layout of JSI communication network

*\*Photo by Sašo Rebolj Playboy*

## BIBLIOGRAPHY

### REVIEW ARTICLE

1. Matija Ogrin, Jan Jona Javoršek, Tomaž Erjavec, "Register slovenskih rokopisov 17. in 18. stoletja: repozitorij, digitalna knjižnica in raziskovalno okolje: repository, digital library and research environment", In: *Ljubljana v BiTiH - BiTi v Ljubljani: prispevki iz prvega ljubljanskega kongresa digitalizacije kulturne dediščine = papers from the first Slovenian congress for digitisation of cultural heritage:*

*tematska številka, (Knjižnica, 56, 3), Ines Vodopivec, ed., Ljubljana, Zveza bibliotekarskih društev Slovenije, Narodna in univerzitetna knjižnica, 2012, pp. 161-173.*

### PROFESSIONAL MONOGRAPH

1. Mišo Alkalaj, *Zelene laži*, 1. izd., Ljubljana, Orbis, 2012.





# SCIENCE INFORMATION CENTRE

# SIC

*The Jožef Stefan Institute Science Information Centre is the central Slovenian physics library and one of the largest special libraries in Slovenia. Our main tasks are the acquisition, archiving, and loan of books and periodicals, and the input, update and control of bibliographic data of the Institute staff, as requested by the funding ministry.*

Our collection covers the fields of physics, chemistry, biochemistry, electronics, information science, artificial intelligence, nuclear technology, energy management and environmental science. We are a full member of the Slovenian library cooperative, COBISS, and use their services to catalogue and loan our materials. You can check what is new in the library, browse our online catalogue, or send inter-library loan requests using our WWW site.

We supplement our comprehensive print collection of core journals with the electronic editions, offered through our WWW site. We subscribe to the electronic collections offered by ScienceDirect, Springer Link, IEEEExplore, Stanford HighWire Press, ACS online editions, AIP electronic editions, IoP online journals, Wiley Interscience. We provide access to the SCOPUS, INSPEC, Crossfire Beilstein, and Web of Science databases, and the Dialog on-line database services.

We manage a bibliographic database of the Institute's production. The database contains about 80,000 records, going back to the Institute's inception in 1949. The records of last year's work are included as part of this report.



Head:

**Dr. Luka Šušteršič**

## STAFF

### Technical officers

1. **Dr. Luka Šušteršič, Head**

2. Marjan Verč, M. Sc.

### Technical and administrative staff

3. Suzi Korošec, B. Sc.

4. Jasna Malalan

5. Katarina Modic, B. Sc.

6. *Joško Per, retired 12.11.12*

7. Alenka Ana Stante, B. Sc.

8. Jože Škulj

9. *Slavka Šmuc, B. Sc., retired 31.12.12*

10. Branka Štrancar

11. Nada Tratnik

12. Saša Žnidar



# ENERGY EFFICIENCY CENTRE

# EEC

*The basic activities of the Energy Efficiency Centre are in efficient energy use, long-term planning in energy and the reduction of greenhouse-gases emissions. The centre is a focal point for the collection and transfer of energy-efficiency technologies to energy users, the state, energy service and equipment providers, and other interested agencies. At the same time it covers the environmental effects of energy use and conversion. The most significant part of the EEC's activities is thus cooperation with state institutions in the preparation of strategic documents and legislation in the field of efficient energy use, energy planning, distributed electricity production, emission trading; nevertheless, it still remains strongly connected, by its consulting and training role in energy, with industrial companies and other institutions as well as being more and more involved in European research projects.*



Head:  
**Stane Merše, M. Sc.**

## Energy and the environment

In 2012 the Energy Efficiency Centre with its professional work ensured a quality support to ministries in the preparation of development strategic documents and the transfer of EU legislation in the field of energy planning, energy efficiency, use of renewables and greenhouse-gases emissions reduction.

The accepted EU climate-energy package set new and ambitious goals for Slovenia regarding an increase of energy efficiency, the exploitation of renewables and the reduction of greenhouse-gases emissions. Efficient energy use is a priority field for achieving these goals, in accordance with the requirements of the European Commission and the new directive on energy efficiency (2012/27/EU). The preparation of evaluation methodologies for performing energy-efficiency measures, which represent a key tool in presenting the fulfilment of set goals, was going on.

For the Energy Agency an integrated analysis and a report on achieving national goals in the field of renewables and cogeneration for the period 2010–2011 was elaborated.

The center cooperates with the Statistical Office of the Republic of Slovenia, where it prepares a model calculation of fuels and energy use in households for the national energy statistics.

Also in 2012, the center continued with activities of the state referential centre for energy by the preparation of a set of indicators for energy and the environment, as well cooperating in the carrying out of the research of energy efficiency in households REUS.

In the field of GHG emissions reduction, the centre prepared for the Ministry of Agriculture and Environment new projections of GHG and air pollutants' emissions from the NEC directive by the year 2030, a report for the European Commission and framework projections of emissions by the year 2050. It also cooperated in the preparation of strategic studies for determining the goals of RS in the revised Göteborg Protocol.

In 2012 the successful cooperation with the Municipality Ljubljana (MOL) continued, where the center harmonized with the EIB an elaborated investment programme of the energy renovation of public buildings owned by the MOL and the application for technical help ELENA. At the end of the year the municipality signed a contract with EIB on subsidizing technical help ELENA to the amount of €1.35m, which will enable the preparation of projects for carrying out the energy renovation of units to the amount of €50m using a model of energy contracting.

## Promotion of efficient energy use and energy consulting

The Energy Efficiency Centre in 2012 continued with its training activities where the fifth cycle of energy managers training was successfully concluded within the European programme EUREM. In the autumn, the sixth cycle of training already started. Due to the very positive reaction of the

**The R&D work of the Energy Efficiency Centre is an important contribution to the preparation of key documents in Slovenia in the field of energy development, energy efficiency, renewables exploitation and the transition of Slovenia to a low-carbon society, with training activities and support to industry it significantly contributes to an increase of competitiveness and development restructuring.**

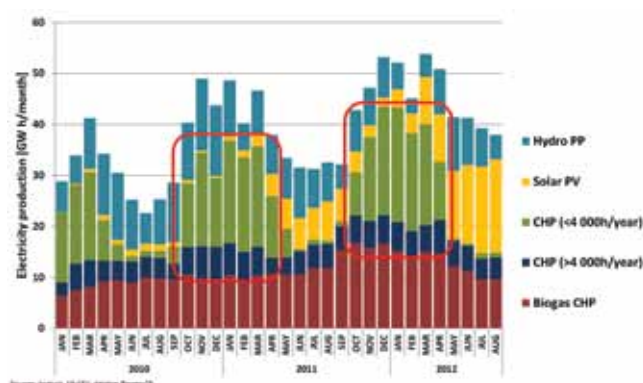


Figure 1: Development of distributed electricity production – role of cogeneration in ensuring peak electricity needs in winter time



Figure 2: New installed measurement and communication equipment for monitoring electricity use in RCP JSI premises

participants and their interest (in Slovenia there is already more than 120 energy managers with a EUREM licence), it is clear that there is a great need for such training. High-quality knowledge in this field is of key importance for the execution of efficient solutions in practice.

In 2012 the Center of Energy Efficiency carried out several consulting tasks in industry and performed a series of energy audits for enterprises and institutions to reduce the consumption and costs for energy and emissions. Among the larger clients were Luka Koper, Thermo Power Plant Ljubljana, Borzen – Support Center, BTC, Telekom Slovenia.

The center professionally cooperated with the company Petrol d.d. in carrying out the biggest programme of large consumers for ensuring the energy savings of end users and for the company Elektro Gorenjska Prodaja d.o.o. we prepared a programme for the energy efficiency of households.

The centre also prepared the programme and cooperated in the fourteenth execution of the largest Slovenian conference of energy managers “Energy Managers Days”, the annual meeting of energy managers, with more than 200 participants confirms the quality and the public profile of the EEC’s professional work.

### International cooperation

In 2012 the EEC carried out as many as 12 international projects, financed from the European Union resources in the framework of the 7th Framework Programme and the European Commission programme “Intelligent Energy for Europe” as well as MEDITERAN and South East Europe.

Projects cover activities in the fields of:

- development of innovative systems of energy use monitoring and management in industry (Life Saver, 7th FP),
- advanced intelligent systems for energy management in the cities (ISEMIC),
- increase of the energy efficiency of existing non-residential buildings with the introduction of the cost-effective optimization of energy systems Re-Commissioning (Re-Co),
- analysis of the impacts of the introduction of smart energy measurements on the use and costs of energy in low-income housing (Elih-MED),
- inclusion of criteria of energy efficiency in public tenders (EFFECT),
- promotion and development of new energy services (ChangeBest),
- development and carrying out of energy contracting and advanced energy services (EESI),
- compiling and elaboration of current data on renewable energy sources use (EurObserv` ER Barometer),
- monitoring and promotion of cogeneration development (CODE2),
- carrying out the EU directive on energy services and evaluation energy efficiency measures (CA – ESD),
- carrying out the EU directive on renewable energy sources (CA – RES),
- monitoring of indicators of energy use and energy efficiency in EU (ODYSSEE MURE EU-27).



Figure 3: Monitoring of hourly water consumption at the Reactor Centre Podgorica

The projects include cooperation with R&D organisations from Europe with a strong emphasis on concrete applications and the promotion of energy efficiency. In the framework of each project the EEC staff took part in numerous foreign professional meetings and visits.

The center is included in intensive research work in the field of intelligent energy management in industry within the projects LifeSaver and ISEMIC. One of the results is also the installation of the first part of the electricity and water management system at the Reactor Centre JSI in Podgorica.

### Some outstanding achievements in 2012

1. Preparation of several key support documents for the government of the Republic of Slovenia in the field of energy policy (Green paper and strategic studies for the National Energy Programme), energy efficiency (First and Second National Action Plan for Energy Efficiency), renewable energy sources (Action Plan for Renewable energy sources for the period 2010–2020) and climate policy (Operative programme of GHG emissions reduction up to 2012).

2. **Establishment of energy managers training** in the framework of the European project EUREM and **professional support to industry and other institutions** by carrying out energy audits, feasibility studies and other consulting (Goodyear, TE-TOL, Cinkarna Celje, Litostraj, TE-TOL, Luka Koper etc.).
3. Cooperation in different international projects **in the framework of European Commission programmes** in the fields of energy efficiency, energy management, combined production of electricity and heat, promotion of energy efficient technologies and energy services, exploitation of wood biomass and others

## Organization of conferences, congresses and meetings

1. Energy Managers Days 2012 – 14<sup>th</sup> Meeting of Energy Managers of Slovenia, Portorož, 16.- 17.4.2012
2. European Energy Manager Training, Ljubljana, 18.1.-20.1., 14.3.-16.3., 9.5.-11.5. in 15.6.2012
3. Workshop on the project EESI and ChangeBest and EESI Services of EEU in practice, Ljubljana, 23.5.2012.

## INTERNATIONAL PROJECTS

1. 7. FP . LifeSaver: Context sensitive monitoring of energy consumption to support energy savings and emission trading in industry  
European Commission  
Boris Sučić, M. Sc.
2. Good practice examples of changes in energy service business, strategies and supportive policies and measures in the course of the implementation of directive 2006/32/EC; ChangeBest; IEE/08/434/SI2.528383  
European Commission  
Barbara Petelin Visočnik, M. Sc.
3. EESI - European energy service initiative; IEE/08/581/SI2.528408  
European Commission  
Damir Staničić, M. Sc.
4. IEE - EurObserv'ER2020: The EurObserv'ER barometer backs the new RES directive  
European Commission  
Dr. Fouad Al-Mansour
5. EIE - ODYSSEE MURE 2010: Monitoring of EU and national energy efficiency targets, IEE/09/801/SI2.558254  
European Commission  
Dr. Fouad Al-Mansour
6. ELIH-Med - Energy efficiency in low-income housing in the Mediterranean  
Joint Technical Secretariat Med Programme  
Aleš Podgornik, M. Sc.
7. EFFECT - Upgrading of energy efficient public procurement for a balanced economic growth of SEE area  
Agenzia Regionale Per L'Energia  
Polona Lah, B. Sc.
8. Re-Co: Re-commissioning-raising energy performance in existing non-residential buildings  
European Commission  
Barbara Petelin Visočnik, M. Sc.
9. EIE - C.O.D.E. 2: Cogeneration observatory and dissemination Europe 2; IEE/11/910/SI2.615940  
European Commission  
Stane Merše, M. Sc.
10. CEEM - Central environmental and energy management as a kit for survival  
European Commission  
Matevž Pušnik, M. Sc.
11. EIE - C.O.D.E. Cogeneration observatory and dissemination Europe; IEE/07/564/SI2.499462  
Cogen Europe  
Stane Merše, M. Sc.
12. SEE-ERA.NET PLUS – ISEMIC: Intelligent information system for monitoring and verification of energy management in cities  
University of Zagreb  
Boris Sučić, M. Sc.

13. Organization of a study visit on the theme of energy statistics and energy efficiency  
Adetef Assistance Technique France  
Dr. Fouad Al-Mansour

## RESEARCH PROGRAM

1. Modelling and environmental impact assessment of processes and energy technologies  
Dr. Fouad Al-Mansour

## R & D GRANTS AND CONTRACTS

1. Environmental footprint of agriculture and food processing industry and technological measures for its lowering in the future  
Dr. Fouad Al-Mansour
2. EIE- EUREM.NET: Training and network of european energy managers, N 112/06; EUREM I-VI  
Stane Merše, M. Sc.
3. Preparation of a lecture competition of Slovenian communities in energy efficiency and renewables  
Boris Sučić, M. Sc.

## NEW CONTRACTS

1. Professional cooperation in the web application „Energy consultant - modules: transport, electricity and heating / cooling  
Informa Echo, d. o. o.  
Marko Pečakaj, B. Sc.
2. Carrying out of the project Concerted actions in the field of the Directive on end energy use efficiency (CA ESD II)  
Ministry of Infrastructure and Spatial Planning  
Damir Staničić, M. Sc.
3. Energy efficiency obligation scheme for large energy sales companies  
Petrol d. d., Ljubljana  
Damir Staničić, M. Sc.
4. Revision of the Goteborg Protocol and projections of pollutants and GHG emissions  
Ministry of Agriculture and the Environment  
Stane Merše, M. Sc.
5. Methods and Measures to Describe Port of Koper Container Terminal Energy Profile and GHG Emissions Mapping - part of the EU funded project GREENCRANES  
Luka Koper, d. d.  
Boris Sučić, M. Sc.

## VISITORS FROM ABROAD

1. Ismail Mohamed Ismail Salem, Under secretary exploration Affairs from the Egyptian Ministry of Petroleum, Cairo, Egypt, 7.3.12
2. Almoatazbellah Mohamed Kamal Ibrahim Abdelkader, Ass. General Manager from the Egyptian Ministry of Petroleum, Cairo, Egypt, 7.3.12
3. Aziza Foad Abdellatif Nasr, Head of statistics electricity and energy department at CAPMAS, Cairo, Egypt, 7.3.12
4. Doria Abbas Mohamed Abdalla, General Director for Industrial Statistics and Energy Department at CAPMAS, Cairo, Egypt, 7.3.12
5. Bourahla Abdelaziz – Medstat III-Energy, Paris, France, 7.3.12
6. Rui Neves-Silva, UNINOVA, Caparica, Portugal, 31.5. – 1.6.12
7. Maria Marques, UNINOVA, Caparica, Portugal, 31.5. – 1.6.12
8. Christian Wolff, ATB, Bremen, Germany, 31.5. – 1.6.12
9. Gunnar Große Hovest, ATB, Bremen, Germany, 31.5. – 1.6.12
10. Ulrich Nauber, JWO, Coesfeld, Germany, 31.5. – 1.6.12
11. Karl Krone, OAS, Bremen, Germany, 31.5. – 1.6.12
12. Philippe Bollinger, AMESEIXAL, Seixal, Portugal, 31.5. – 1.6.12
13. Diane Lescot, Observ'ER, Paris, France, 6.6.12
14. Frederic Tuille, Observ'ER, Paris, France, 6.6.12



15. mag. Kirsten Dyhr-Mikkelsen, Energy Analyses, Copenhagen, Denmark, 6.6.12
16. mag. Luuk Beurskens, ECN, Amsterdam, The Netherlands, 6.6.12
17. mag. Anna Oniszk-Poplawska, IOE, Warsaw, Poland, 6.6.12
18. dr. Roman Bruss, RENAC, Berlin, Germany, 6.6.12
19. prof. dr. Željko Tomšič, University of Zagreb, Zagreb, Croatia, 22.10.12
20. Ivan Gašić, University of Zagreb, Zagreb, Croatia, 22.10.12
21. prof. dr. Jovan Petrović, University of Novi Sad, Novi Sad, Serbia, 22.10.12
22. Aleksandar Anđelković, University of Novi Sad, Novi Sad, Serbia, 22.10.12
23. mag. Haris Lulić, University of Sarajevo, Sarajevo, BIH, 22.10.12
24. Svjetlana Zečević, University of Sarajevo, Sarajevo, BIH, 22.10.12

25. Sanin Mešić, University of Sarajevo, Sarajevo, BIH, 22.10.12
26. Lubor Jusko, JTS, Brussels, Belgium, 7.12.12
27. Anna Wiktor, JTS, Brussels, Belgium, 7.12.12
28. Sabine Prossnelik, SFG, Graz, Austria, 7.12.12
29. Wolfgang Schobater, SFG, Graz, Austria, 7.12.12
30. Jiri Daneš, CCO, Check Republic, 7.12.12
31. Roman Haken, CCO, Check Republic, 7.12.12
32. Cladia di Benedetto, Friuli Innovazione, Udine, Italy, 7.12.12
33. Romina Kocina, Friuli Innovazione, Udine, Italy, 7.12.12

## STAFF

### Researchers

1. Dr. Fouad Al-Mansour
2. **Stane Merše, M. Sc., Head**
3. Damir Staničić, M. Sc.
4. Andreja Urbančič, M. Sc.

### Postgraduates

5. Marko Kos\*\*
6. Anja Kostevšek\*\*
7. Matevž Pušnik, M. Sc.

### Technical officers

8. Peter Bevk, B. Sc.
9. Matjaž Česen, B. Sc.

10. Polona Lah, B. Sc.
  11. Marko Pečkaj, B. Sc.
  12. Barbara Petelin Visočnik, M. Sc.
  13. Aleš Podgornik, M. Sc.
  14. Boris Sučić, M. Sc.
- Technical and administrative staff**
15. Roza Pergarec, B. Sc.
  16. Igor Ribič

Note:

\*\* postgraduate financed by industry

# BIBLIOGRAPHY

## ORIGINAL SCIENTIFIC ARTICLE

1. Matevž Pušnik, Boris Sučić, Andreja Urbančič, Stane Merše, "Role of the national energy system modelling in the process of the policy development", *Therm. sci.*, no. 3, vol. 16, pp. 703-715, 2012.

## PUBLISHED SCIENTIFIC CONFERENCE CONTRIBUTION

1. Fouad Al-Mansour, Matevž Pušnik, Matjaž Česen, "Prospects of energy efficiency in the Slovenian industry", In: *Conference proceedings, ECEEE 2012 Summer Study on Energy Efficiency in Industry*, 11-14 September 2012, Arnhem, Arnhem, 2012, pp. 399-408.
2. V. Cencič, Nejc Božič, Boris Sučić, R. Leban, "Interregional cooperation and perspectives of energy efficiency incentives in the Primorska region", In: *Conference proceedings, 7 th Conference on Sustainable Development of Energy, Water and Environment Systems*, Ohrid, Republic of Macedonia, July 1-7, 2012, Marko Ban, ed., [S. l., s. n.], 2012, 11 pp.
3. Anja Kostevšek, Leon Cizelj, Janez Petek, Boris Sučić, Matevž Pušnik, Aleksandra Pivec, "Entirely renewable and self-sufficient municipal energy system", In: *Zbornik, 4. študentska konferenca Mednarodne podiplomske šole Jožefa Stefana = 4th Jožef Stefan International Postgraduate School Students Conference*, 25. maj 2012, Ljubljana, Slovenija, Dejan Petelin, ed., Aleš Tavčar, ed., Boštjan Kaluža, ed., Ljubljana, Mednarodna podiplomska šola Jožefa Stefana, 2012, pp. 39-44.
4. Maria Marques, Gunnar Grosse Hovest, Boris Sučić, "Context-based energy and environmental management system: the LifeSaver approach", In: *Conference proceedings, 7 th Conference on Sustainable Development of Energy, Water and Environment Systems*, Ohrid, Republic of Macedonia, July 1-7, 2012, Marko Ban, ed., [S. l., s. n.], 2012, 16 pp.
5. Aleš Podgornik, Boris Sučić, Peter Bevk, Damir Staničić, E. Tritopoulou, "The impact of smart metering on energy efficiency in low-income housing in Mediterranean", In: *Conference proceedings, 7 th Conference on Sustainable Development of Energy, Water and Environment Systems*, Ohrid, Republic of Macedonia, July 1-7, 2012, Marko Ban, ed., [S. l., s. n.], 2012, 16 pp.
6. Matevž Pušnik, Boris Sučić, Andreja Urbančič, "Multi-criteria analysis of electricity supply using analytical hierarchy process: case study Slovenia", In: *Conference proceedings, 7 th Conference on Sustainable Development of Energy, Water and Environment Systems*, Ohrid, Republic of Macedonia, July 1-7, 2012, Marko Ban, ed., [S. l., s. n.], 2012, 14 pp.

7. Boris Sučić, "Context-based decision support for energy efficiency and emissions trading in industry: The LifeSaver approach", In: *Intelligent decision technologies: Proceedings of the 4th international conference on intelligent decision technologies, (IDT 2012), Gifu, 2012*, (Smart Innovation, Systems and Technologies, Vol. 15), Proceedings of the 4th International Conference on Intelligent Decision Technologies (IDT 2012), Gifu, 2012, J. Watada, ed., T. Watanabe, ed., G. Phillips-Wren, ed., R. J. Howlett, ed., Laxmi Chandra Jain, ed., Berlin, Springer, 2012, pp. 185-194.
8. Boris Sučić, Eugen Petrešin, "Energetska učinkovitost ter povezava med vodo in električno energijo v javnih vodovodnih sistemih", In: *Učinkovita raba naravnih virov: zbornik*, Barbara Petelin-Visočnik, ed., Stane Merše, ed., Ljubljana, Časnik Finance, 2012, pp. 139-146.
9. Boris Sučić, Matevž Pušnik, Matjaž Česen, Stane Merše, "Quality of living and related sustainability indicators - case study city of Ljubljana, trends up to 2050", In: *Conference proceedings, 7 th Conference on Sustainable Development of Energy, Water and Environment Systems*, Ohrid, Republic of Macedonia, July 1-7, 2012, Marko Ban, ed., [S. l., s. n.], 2012, 13 pp.
10. Željko Tomšič, Jovan Petrović, Boris Sučić, Ivan Gašić, Haris Lulić, Goran Čačić, Matija Vajdić, Luka Lugiarić, "Energy management in the public building sector - measuring, collecting, analyzing, verification and monitoring of energy and water consumption in buildings (ISGE/ISEMIC model)", In: *Proceedings, World Sustainable Energy Days*, Wels, 29 February - 2 March, 2012, Wels, [O. Ö. Energiesparverband, Linz], 2012, 8 pp.
11. Andreja Urbančič, "Predstavitev dosedanjih razprav o Nacionalnem energetskega programu", In: *Energetska prihodnost Slovenije*, (Zbornik referatov in razprav, 2012, no. 1), Marjeta Tratnik-Volasko, ed., Ljubljana, Državni svet Republike Slovenije, 2012, pp. 69-72.

## PROFESSIONAL MONOGRAPH

1. Fouad Al-Mansour, Matjaž Česen, *Energy efficiency policies and measures in Slovenia in 2012: ODYSSEE-MURE 2010, Monitoring of EU and national energy efficiency targets*, Ljubljana, Intelligent Energy Europe, 2012.

## MENTORING

1. Matevž Pušnik, *Integrated resource planning and national energy systems modelling: master's thesis*, Ljubljana, 2012 (mentor Andrej Gubina).

# CENTRE FOR ELECTRON MICROSCOPY

# CEM

*The Centre for Electron Microscopy (CEM) has the function of a supporting infrastructure center at the JSI. It comprises the equipment for electron microscopy that is necessary for the research work of the departments K5, K6, K7, K8 and K9. Other JSI departments, research institutes, universities and industry also have access to the equipment. The users of the CEM equipment are the researchers in the field of materials science that are involved in the chemical and structural analyses of materials on the micro and atomic scales. The major equipment of the CEM represents two scanning electron microscopes (JSM-840A and JSM-5800) and two transmission electron microscopes (JEM-2000FX and JEM-2010F). CEM coworkers also manage the transmission electron microscope JEM-2100, which belongs to the Center of Excellence NiN, and in 2009 the newly installed field-emission scanning electron microscope JSM-7600F, which was a joint purchase by ten JSI departments and also the faculties NTF and FKKT of the University Ljubljana. In 2010 the electron microscopes were upgraded with the following analytical attachments that were purchased by the Excellence Centre NAMASTE: CCD camera on the JEM-2010F, ADF detector on the JEM-2010F and EBSD system on the JSM-7600F.*




Head:  
**Prof. Miran Čeh**

Scanning electron microscopy (SEM) is used for morphological studies of either fractured or polished surfaces. Since both scanning electron microscopes are equipped with X-ray spectroscopy (EDXS, WDXS), qualitative and quantitative chemical analyses on the micro scale are also possible. Since only a few  $\mu\text{m}^3$  of the material are non-destructively analyzed, the term electron-probe microanalysis (EPMA) is used for such analytical work. Apart from EDXS and WDXS, the new FEG-SEM JSM-7600F is also equipped with electron lithography.

When the structural features on the nanoscale are investigated, however, the various techniques of transmission electron microscopy (TEM) are used. In particular, the JEM-2010F is a state-of-the-art TEM/STEM microscope with a FEG (field-emission gun) electron source and a point-to-point resolution below 0.19 nm, which is more than sufficient to observe the atomic columns in crystalline materials. The JEM-2010F is also equipped with an annular dark-field detector (HAADF-STEM) for so-called Z-contrast imaging, which enables the chemical analysis of a single atomic column on the basis of the measured intensities. Both transmission electron microscopes are additionally equipped with analytical systems for chemical analysis (EDS, EELS). The CEM also comprises the equipment for SEM and TEM specimen preparation, which is the starting point for all electron-microscopy observation procedures. Especially important are the high- and low-energy ion-millers, which enable the preparation of thin foils that are transparent to high-energy electrons.

The analytical work that is performed on the CEM equipment varies in terms of both the investigated materials and/or the used electron microscopy techniques. While scanning electron microscopy is used mainly for the microstructural characterization and chemical analysis of polycrystalline ceramic materials (functional ceramics, engineering ceramics, bio-ceramics, and composites), magnetic materials, glasses, metals, alloys, etc., transmission electron microscopy is used for structural and chemical investigations of grain boundaries, planar faults, dislocations and precipitates within the same materials. The structural and chemical analysis of grain boundaries is especially important since it is known that the physical properties to a great extent depend on the structure and chemistry of grain boundaries.

In order to be able to perform electron microscopy investigations it is imperative that the equipment in the CEM is well maintained. In view of this, one of the main tasks is to attain the maximum possible operational time for the microscopes. This complex and expensive equipment needs regular daily maintenance, apart from the servicing. Other activities of the CEM are the organization of the training courses for operators and the implementation of new analytical methods, which is realized with the help of CEM co-workers.



*Figure 1: TEM-BF image of antiphase boundaries in a grain of 760°C-sintered  $\text{BiFeO}_3$  ceramics in the  $[01-1]$  zone axis. The marked diffraction spot on the SAED pattern corresponds to the set of spots in the  $(\frac{1}{2} \frac{1}{2} \frac{1}{2})$  positions, which are due to oxygen shifts in the octahedrally tilted  $\text{BiFeO}_3$  structure.*

*Electronic Ceramics Department: T. Rojac, A. Benčan, G. Dražić, M. Kosec, D. Damjanovič, Piezoelectric nonlinearity and frequency dispersion of the direct piezoelectric response of  $\text{BiFeO}_3$  ceramics. J. Appl. Phys., 2012, vol. 112, no. 6, pp. 064114-1-064114-12*




Figure 2: The  $\beta$ -3-calcium phosphate crystals on the surface of a zirconia ceramic substrate.

Engineering Ceramics Department: M. Štefanič




Figure 3: Aggregate of colour-pigment microcapsules.

Department for Nanostructured Materials: Z. Samardžija




Figure 4: High-resolution transmission electron microscopy (HREM) image of a nanocomposite particle containing a thin  $BaFe_{12}O_{19}$  hexaferrite (HF) layer intergrown into a spinel (S) iron-oxide matrix of  $\gamma-Fe_2O_3$ .

Department for Materials Synthesis: D. Primc




Figure 5:  $TiO_2/Au$  composite with inverse opal structure: the composite is a novel material with specific structural properties that benefits its surface and optical properties. The uniform 3D porosity of the material increases its surface contact area. The structure contributes to the specific optical properties as a consequence of the combination of: (i) the SRP of Au metallic nanoparticles in contact with a  $TiO_2$  semiconductor and (ii) the photonic bandgap properties of the optical crystal. The material has the potential for applications in various separation processes, catalysis, photonic bandgap materials and innovative emerging biomedical nanotechnologies.

Department for Advanced Materials: M. Vukomanović

## STAFF

### Researchers

1. Prof. Miran Čeh, Head

### Technical and administrative staff

2. Hamdija Hodžić, B. Sc.



# CENTRE FOR KNOWLEDGE TRANSFER IN INFORMATION TECHNOLOGIES CT-3

*The Centre for Knowledge Transfer in Information Technologies performs educational, promotional and infrastructural activities and provides for the direct exchange of information and experience between researchers and the users of their research results.*

By partnering and active engagement in different European research projects the centre successfully extends its activities to research and development. Most of the research is performed in the area of knowledge management for traditional and emerging forms of organizations, like networked and virtual organizations. In 2012 the centre was active in several European projects from FP7: PASCAL2 (Pattern Analysis, Statistical Modelling and Computational Learning 2), METANET (Multilingual Europe: a Technology Alliance), ENVISION (ENVIRONMENTAL Services Infrastructure with Ontologies), GENDERA (Gender Debate in the European Research Area), RENDER (Reflecting Knowledge Diversity), ALERT (Active support and Real-time Coordination based on Event Processing in Open Source Software Development), PLANETDATA (A European Network of Excellence on Large-Scale Data Management), e-LICO (An e-Laboratory for Interdisciplinary Collaborative Research in Data Mining and Data-Intensive Science), TRANSLECTURES (Transcription and Translation of Video Lectures), X-LIKE (Crosslingual Knowledge Extraction), MOBIS (Personalized Mobility Service for energy Efficiency and Security through Advanced), MEDIAMIXER (Community Set-up and Networking for the Remixing of Online Media Fragments), NRG4CAST (Energy Forecasting), SOPHOCLES (Self-Organised information Processing, Criticality and Emergence in multilevel), CENTRAL COMMUNITY (Emerging communities for collective innovation in Central Europe).

In 2012 the centre was active in 15 European projects. The centre prepares and organizes carefully designed educational events, such as: conferences, seminars, workshops, and summer schools. They are targeted at experts who would like to apply the latest knowledge and achievements from intelligent data analysis, knowledge technologies, data mining, text mining and decision support to the areas of network organizations, business decisions, finance, marketing, automation and process control. A special consideration is put on the managers and decision makers who are aware of the strengths and benefits to the success of their business.

All educational events are designed to transfer basic, additional and latest expert knowledge to the companies, research and educational organizations. In order to make the knowledge transfer efficient we are combining traditional and ICT-supported training methods. For this purpose we are operating a number of training web portals. The most popular one is <http://videolectures.net/>. It now offers more than 16,300 recorded tutorials from different scientific events and is visited every month by an average of 175,000 visitors from around the world. The main purpose of the portal is to provide free and open access to high-quality video lectures presented by distinguished scholars and scientists at the most important and prominent events. In today's world VideoLectures.NET presents a free knowledge hub, a way of opening up education to everyone for everyone and as there is a great need to share educational content on all levels in order to benefit society and foster economy. It also gives a learning opportunity to audiences of all social levels.

We have successfully collaborated within the Videolectures.net portal with some of the top ten American Universities MIT (Massachusetts Institute of Technology), University of California - Berkeley, YALE, John Hopkins University, University of California, Irvine, and Carnegie Ethics Studio, as well as with the European CERN and ETH from Zurich. VideoLectures.Net has strong connections in OpenCast Foundation, OpenCourseWare Consortium and Knowledge 4 All Foundation Ltd.

The centre also operates a web portal <http://www.ist-world.org> that offers services for automatic data collection and an analysis of European research. The user can perform several simple and complex analyses, predictions and detect trends in research. The database currently contains data about 100,000 research organizations, 42,500 research projects and around



Head:  
**Mitja Jermol, M. Sc.**

---

**In 2012 the Centre for Knowledge Transfer in IT was actively involved in 15 European projects.**

---

---

**CT3 is operating two web portals. The first one is <http://videolectures.net/>, which is now becoming a reference portal presenting high-quality scientific lectures and the second one is <http://www.ist-world.org>, which offers services for automatic data collection and an analysis of European research.**

---

---

**The portal <http://videolectures.net/> collaborates with the Massachusetts Institute of Technology (MIT), YALE, University of California - Berkeley, Universities of Ljubljana and Maribor, and with European Organization for Nuclear Research - CERN. VideoLectures.Net has strong connections in the OpenCast Foundation, OpenCourseWare Consortium and Knowledge 4 All Foundation Ltd.**

---

2 million experts from Europe. This is an exceptional web service that is being visited every day by an average of 5,000 unique visitors.

In 2012 we organized the 7<sup>th</sup> Student Competition in Computer Science, attended by 172 students from Slovenian secondary schools and a video competition, attended by 104 students. We have also organized project meetings for different EU projects (RENDER and TRANSLECTURES) and an international workshop for the EU project TRANSLECTURES "Workshop on Co-creation of emerging trends in Academia", which was attended by 69 experts. We also organised in collaboration with the Slovenian Chamber of Commerce and Industry and Slovenian Technology Agency, a one-day workshop "Preparing a competitive project proposal for FP7 calls in 2013". At the 15<sup>th</sup> international Information Society – IS 2012 multiconference we organised a FORSEE - Technological Forecasting in ICT workshop.

Our role in the FP7 integrated projects XLike "Cross-lingual Knowledge Extraction" in RENDER – Reflecting Knowledge Diversity and in three networks of excellence PASCAL2, PLANETDATA and META-NET was the support and coordination of all educational and dissemination activities as well as knowledge transfer.

## Organization of conferences, congresses and meetings

1. 7th Student competition in computer science, Ljubljana, 24. 3. 2012
2. Project meeting of the EU project RENDER, Dubrovnik, Croatia, 5.-6. 7. 2012
3. Meeting of the Harvest group inside of the EU project PASCAL, 9.-13. 7. 2012
4. National Open Consultation Event at the 15th international Information Society - IS 2012, 10. 10. 2012
5. Workshop "Preparation of project proposal for FP7 2013", Ljubljana, 5. 11. 2012
6. Workshop on co-creation of emerging trends in Academia, Ljubljana, 7. 11. 2012
7. Project meeting of the EU project transLectures, Ljubljana, 8.-9. 11. 2012
8. Workshop "Advance use of modern information technologies to fight corruption" at the conference EPAC, Barcelona, Spain, 22. 11. 2012

## INTERNATIONAL PROJECTS

- |  |   |
|--|---|
| <ol style="list-style-type: none"> <li>1. 7. FP - EURIDICE: European inter-disciplinary research on intelligent cargo for efficient, safe and environment-friendly logistics<br/>European Commission<br/>Mitja Jermol, M. Sc.</li> <li>2. 7. FP - PASCAL2: Pattern analysis, statistical modelling and computational learning 2<br/>European Commission<br/>Mitja Jermol, M. Sc.</li> <li>3. 7. FP - COSMOS: Cooperation of space NCPs as a means to optimise services<br/>European Commission<br/>Dr. Špela Stres</li> <li>4. 7. FP - GENDERA: Gender debate in the European research area<br/>European Commission<br/>Mitja Jermol, M. Sc.</li> <li>5. 7. FP - ENVISION: Environmental services infrastructures with ontologies<br/>European Commission<br/>Mitja Jermol, M. Sc.</li> <li>6. FP - MetaNET: Technologies for the multilingual european information society<br/>European Commission<br/>Mitja Jermol, M. Sc.</li> <li>7. FP - RENDER: Reflecting knowledge diversity<br/>European Commission<br/>Mitja Jermol, M. Sc.</li> <li>8. FP - PlanetData<br/>European Commission<br/>Mitja Jermol, M. Sc.</li> <li>9. 7. FP - ALERT: Active support and real-time coordination based on event processing in open source Software Development<br/>European Commission<br/>Mitja Jermol, M. Sc.</li> <li>10. 7. FP - e-LICO: e-Laboratory for collaborative interdisciplinary research in data ining and data intensive sciences</li> </ol> | <ol style="list-style-type: none"> <li>European Commission<br/>Mitja Jermol, M. Sc.</li> <li>11. 7. FP - transLectures: Transcription and translation of video lectures<br/>European Commission<br/>Mitja Jermol, M. Sc.</li> <li>12. 7. FP - MEDIAMIXER: Community set-up and networking for the remixing of online media fragments<br/>European Commission<br/>Mitja Jermol, M. Sc.</li> <li>13. 7. FP - MobiS: Personalized mobility services for energy efficiency and security through advanced artificial intelligence techniques<br/>European Commission<br/>Mitja Jermol, M. Sc.</li> <li>14. 7. FP - X-Like: Cross-lingual knowledge extraction<br/>European Commission<br/>Mitja Jermol, M. Sc.</li> <li>15. 7. FP - Sophocles: Self-organised information processing, criticality and emergence in multilevel systems<br/>European Commission<br/>Marjana Plukavec, B. Sc.</li> <li>16. 7. FP - NRG4CAST: Energy forecasting<br/>European Commission<br/>Mitja Jermol, M. Sc.</li> <li>17. CE - Central community-emerging communities for collective innovation in Central Europe<br/>European Commission<br/>Mitja Jermol, M. Sc.</li> </ol> |
|--|---|

## R & D GRANTS AND CONTRACTS

1. CC CLASS: Cloud Assisted Services  
Mitja Jermol, M. Sc.
2. National open consultation event - ICT Foresight exercise  
Špela Sitar, B. Sc.

## VISITORS FROM ABROAD

- |  |   |
|--|---|
| <ol style="list-style-type: none"> <li>1. Manan Vohra, Digital Consultant London, Great Britain, 8.-11. 7. 2012</li> <li>2. Joan Albert Silvestre Cerda, UPVLC, Spain, 9. 7.-9. 10. 2012</li> <li>3. Alfons Juan, UPVLC, Spain, 9.-13. 7. 2012</li> <li>4. Colin de la Higuera, Nantes University, France, 9.-13. 7. 2012</li> <li>5. Sandeep Manchella, India, 3. 8.-27. 10. 2012</li> <li>6. Abraham B. Hsuan, Irwin &amp; Hsuan LLP, USA, 5.-9. 11. 2012</li> <li>7. Ramesh Viswanathan, Siemens Corporate Research, USA, 6.-7. 11. 2012</li> </ol> | <ol style="list-style-type: none"> <li>8. Colin de la Higuera, Nantes University, France, 5.-8. 11. 2012</li> <li>9. Olaf Schulte, ETH Zurich in Opencast Matterhorn, Switzerland, 6.-9. 11. 2012</li> <li>10. Meena Hwang, OpenCourseWare Consortium, USA, 6.-10. 11. 2012</li> <li>11. John Shawe-Taylor, University College London, Great Britain, 6.-8. 11. 2012</li> <li>12. Clive P.L. Young, University College London, Great Britain, 6.-8. 11. 2012</li> <li>13. Abel Caine, Unesco, France, 6.-8. 11. 2012</li> </ol> |
|--|---|

## STAFF

### **Technical officers**

1. **Mitja Jermol, M. Sc., Head**
2. Davor Orlič, B. Sc.
3. Marjana Plukavec, B. Sc.
4. Špela Sitar, B. Sc.

5. Tanja Zdolšek, B. Sc.

### **Technical and administrative staff**

6. Ana Fabjan
7. Adis Krečo, B. Sc.
8. Monika Krojež, B. Sc.





# MILAN ČOPIČ NUCLEAR TRAINING CENTRE ICJT

***The mission of our training centre is training in the field of nuclear technologies and radiation protection. In addition we are actively informing the public about those technologies.***

Training in the area of nuclear technologies is our primary mission. In recent years there has been a change of generations in NPP Krško; consequently, for the fifth calendar year in a row we have been conducting two *Nuclear Technology* courses, which are the initial theoretical training for future control-room operators. The first such course started in the autumn of 2011 and ended in the spring of 2012, and the second started in the autumn of 2012 and will end in the spring of 2013. Furthermore, there was a course *Basics of Nuclear Technology*, which is intended for non-control-room personnel of NPP and participants from other organizations. At the request of the company Numip we have also developed the program of a new, one-week course *Fundamentals of Nuclear Technology*, which was subsequently conducted at their premises for the staff of Numip and a couple of other similar companies. In collaboration with the Reactor Physics Department (F8) we have organized a course "Use of programs for core analysis (LOADF, SHUFFLE in INCORE-3D)", intended for the staff of NPP Krško.

There were 17 radiological protection training courses for the medical, industrial and research use of radioactive sources.

We have conducted 8 international courses, among those 5 radiochemistry courses financed by the EU for the participants from accession countries and where the lecturers were researchers from the Environmental Sciences Department (O2). The EU has, through the ITER consortium, also funded a course for the staff of regulatory bodies of third countries, where the bulk of lectures were given by experts from the Reactor Engineering Division (R4).

A course of reactor physics by the use of research reactors - EERRI, financed by the IAEA, was already the fourth such course. The lecturers at this course were Nuclear Training Center, Reactor Physics Division (F8), Reactor Infrastructure Centre (RIC) and the Radiation Protection Unit (SVPIS). The course GTRI, organized by the U.S. National Nuclear Security Agency, had a one-day practical exercise on our premises.

Public information remains a very important part of our activities. Groups of visitors (mainly schoolchildren, students and various societies) were regularly attending lectures on electricity from nuclear energy, on radioactive waste, and about fusion. They have also visited the permanent exhibition on nuclear energy. Altogether, there were 164 groups or 7264 visitors this year. Since 1993 our information centre has been visited by a total of 142680 pupils, teachers and other visitors. We have continued monitoring and analysing media reports on nuclear energy. An important part of the information activity is the *Fusion Expo* project, which is funded by the European Fusion Development Agreement. The travelling exhibition on fusion - in some locations parts of it - has been set up in Nancy and Aix-en-Provence (France), Charleroi and Liege (Belgium), Ljubljana (Slovenia), Karlsruhe (Germany), as well as in Rome and Genova (Italy).



Head:  
**Prof. Igor Jenčič**

**Due to the generation change in NPP Krško the training in the area of nuclear technologies at the Nuclear Training Centre has been very intensive for the fifth year in a row.**



*Figure 1: Deputy Director General, dr. Alexander Bychkov addressed the trainees of the Nuclear Technology course during his visit to the JSI Reactor Centre on November 6, 2012.*



*Figure 2: The Open day of the JSI attracted many young visitors to the Nuclear Training Centre.*

**Table of training activities at Nuclear Training Centre in 2012**

Date	Title of the course	Participants	Lecturers	Weeks	Participants × Weeks
(7.11.2011) - 30.3.	Nuclear Technology, Theory	15	21	14	210
9.1. - 16.1.	Radiation protection for RP department staff - refresher course	13	3	0.8	10.4
20.2. - 22.2.	Radiation protection for industrial and other practices (unsealed sources)	6	5	0.6	3.6
20.2. - 7.3.	Radiation protection for industrial and other practices (radiography)	2	4	0.8	1.6
20.2. - 22.2.	Radiation protection for industrial and other practices (sealed sources)	17	4	0.6	10.2
27.2. - 2.3.	Training in radiochemical methods and radioactivity measurements of anthropogenic radionuclides for advanced practitioners	5	5	1	5
28.2. - 29.2.	Radiation protection for industrial and other practices (radiography) - Refresher Course	2	4	0.4	0.8
28.2.	Radiation protection for industrial and other practices (unsealed sources) - Refresher Course	5	5	0.2	1
28.2.	Radiation protection for industrial and other practices	3	3	0.2	0.6
28.2.	Radiation protection for industrial and other practices (measurement of roadway density and humidity) - Refresher Course	3	4	0.2	0.6
28.2.	Radiation protection for industrial and other practices (sealed sources) - Refresher Course	11	3	0.2	2.2
1.3.	Training Extension for RP Officers	8	2	0.2	1.6
10.4.	Radiation protection for minimum exposed workers at NPP Krško - Refresher Course	5	1	0.2	1
16.4. - 27.4.	Training in radiochemical methods and radioactivity measurements of anthropogenic radionuclides for advanced practitioners	3	2	2	6
11.5.	Europe Regional Physical Protection and Security Management (Practical Exercise Information)	23	4	0.2	4.6
11.6. - 22.6.	Training in radiochemical methods and radioactivity measurements of anthropogenic radionuclides for advanced practitioners	5	2	2	10
18.6. - 22.6.	Fundamentals of nuclear technology	23	4	1	23
3.9. - 7.9.	Training in radiochemistry and radioactivity measurements for practitioners from countries eligible under the JRC Enlargement & Integration policy	5	1	1	5
10.9. - 10.10.	Basics of nuclear technology, theory	10	11	4.6	46
1.10. - 3.10.	Radiation protection for industrial and other practices (unsealed sources)	1	5	0.6	0.6
1.10. - 3.10.	Radiation protection for industrial and other practices (sealed sources)	21	4	0.6	12.6
1.10. - 12.10.	IAEA Group Fellowship Training Programme on Research Reactors	10	11	2	20
9.10.	Radiation protection for industrial and other practices (unsealed sources) - Refresher Course	3	5	0.4	1.2
9.10.	Radiation protection for industrial and other practices (sealed sources) - Refresher Course	11	4	0.2	2.2

Date	Title of the course	Participants	Lecturers	Weeks	Participants × Weeks
11.10. - 9.11.	Basics of nuclear technology, systems	16	8	3.4	54.4
11.10.	Training Extension for RP Officers	18	2	0.2	3.6
15.10. - 26.10.	Training in radiochemical methods and radioactivity measurements of anthropogenic radionuclides for advanced practitioners	6	1	7	42
5.11. - (5.4.2013)	Nuclear Technology, Theory	23	19	8	184
19.11. - 23.11.	Training Course on "Design safety and safety evaluation for NPP SAR - 1W"	13	13	1	13
12.12. - 13.12.	Use of programs for core analysis (LOADF, SHUFFLE in INCORE-3D)	4	2	0.4	1.6
18.12. - 19.12.	Radiation protection for Nuclear Medicine Dpt. - Refresher Course	14	5	0.4	5.6
<b>TOTAL</b>		<b>304</b>	<b>167</b>	<b>54.4</b>	<b>684</b>



Figure 3: Nuclear technology course underway in the Nuclear Training Centre.



Figure 4: Society of mathematicians, physicists and astronomers of Slovenia on a traditional visit to the Nuclear Training Centre with its young members that were shown the TRIGA research reactor.

## INTERNATIONAL PROJECTS

1. Registration fees for the OTJE-theory  
Prof. Igor Jenčič
2. 7. FP - EURATOM: Permanent fusion exhibition at JSI nuclear training centre - 6.1.1-FU; Annex 2 to Contract 3211-08-000102, FU07-CT-2007-00065  
Ministry of Higher Education, Science and Technology  
Prof. Igor Jenčič
3. Fusion Expo support action under EFDA work programme, task agreement WP10-PIN-FUSEX  
Ministry of Higher Education, Science and Technology  
Tomaž Skobe, B. Sc.
4. 7. FP - EURATOM: Public information in the association - 6.1.1.-FU  
Ministry of Higher Education, Science and Technology  
Prof. Igor Jenčič
5. Realization of the international workshop: Group fellowship training programme on research reactors (IAEERRI11, IAEERRI11A, IAEERRI12), ICJT, 7-18. 3. 2011; 7-18. 11. 2011, 1.-12. 10. 2012  
IAEA - International Atomic Energy Agency  
Saša Bobič
6. Training and tutoring for experts of the NRAs and their TSOs for developing and strengthening their regulatory and technical capabilities - INSC Project MC.03/10 - LOT 1 ITER-Consult SRL  
Saša Bobič



Figure 5: Trainees of the Nuclear Technology course during practical work at the TRIGA research reactor.

## R & D GRANTS AND CONTRACTS

1. Trainings of the RZ for foreign market  
Matejka Južnik, M. Sc.

2. regional training course on the physical protection and security management of radioactive sources, Bled, Slovenia, 9.-11. 5. 2012  
Matjaž Koželj, M. Sc.

2. Implementation of 2012 training program for Krško NPP  
Krško Nuclear Power Plant  
Prof. Igor Jenčič
3. Implementation of the public information and monitoring of media reports about nuclear energy and GEN Energija, d.o.o. activities  
Gen Energija, d. o. o.  
Prof. Igor Jenčič

## NEW CONTRACTS

1. Implementation of training program "Technology of Nuclear Power Plants - Theory"  
Gen Energija, d. o. o.  
Prof. Igor Jenčič

---

## VISITOR FROM ABROAD

1. Dr. Alexander Bychkov, Deputy Director General, IAEA, Vienna, Austria, 6. 11. 2012

---

## STAFF

### Researcher

1. **Prof. Igor Jenčič, Head**

### Technical officers

2. Jure Hribar, B. Sc.
3. Rado Istenič, B. Sc.
4. Matjaž Koželj, M. Sc.
5. Nataša Medved, B. Sc.
6. Tomaž Skobe, B. Sc.

7. Vesna Slapar, B. Sc.
8. Luka Tavčar, B. Sc.
9. Nina Udir, B. Sc.

### Technical and administrative staff

10. Saša Bobič
11. Matejka Južnik, M. Sc.
12. Borut Mavec, B. Sc.

---

# BIBLIOGRAPHY

## PUBLISHED SCIENTIFIC CONFERENCE CONTRIBUTION

1. Radko Istenič, Igor Jenčič, "Public opinion about nuclear energy year 2012 poll", In: *Proceedings*, 21st International Conference Nuclear Energy for New Europe, Ljubljana 2012, September 5-7, Tomaž Žagar, ed., Samo Fürst, ed., Ljubljana, Nuclear Society of Slovenia, 2012, 4 pp.
2. Matjaž Koželj, Bruno Cvikl, "Comments on the current-voltage interpretation of organic diodes by the model of traps exponentiality distributed in energy", In: *Proceedings*, 48th International Conference on Microelectronics, Devices and Materials & the Workshop on

- Ceramic Microsystems, September 19 - September 21, 2012, Otočec, Slovenia, Darko Belavič, ed., Iztok Šorli, ed., Ljubljana, MIDEM - Society for Microelectronics, Electronic Components and Materials, 2012, pp. 163-167.
3. Matjaž Koželj, Bruno Cvikl, "On possibilities of neutron detection with organic semiconductor structures", In: *Proceedings*, 21st International Conference Nuclear Energy for New Europe, Ljubljana 2012, September 5-7, Tomaž Žagar, ed., Samo Fürst, ed., Ljubljana, Nuclear Society of Slovenia, 2012, 8 pp.



# RADIATION PROTECTION UNIT

# SVPIS

*The SVPIS has been involved in ionizing-radiation measurements and radiation protection since the commissioning of TRIGA MARK II Research reactor in 1966. The responsibility of SVPIS is the radiation control of all the activities at the Institute dealing with ionizing radiation. Our main task is the supervision of the reactor and the 17 laboratories that use sources of ionising radiation in their research work. More than a hundred different sources are used, such as sealed sources, open sources, X-ray units and the accelerator TANDETRON, which need regulatory control.*

The SVPIS is authorized by the Slovenian radiation protection administration to perform control in industrial and research institutions dealing with open or sealed radioactive sources and X-ray units. Furthermore, we are involved in radioactive waste management.

The measurements of dose rate, contamination and gamma spectrometry are performed using an accredited method (EN ISO/IEC 17025).

## Personal dosimetry

The personal doses of 130 workers that regularly or occasionally deal with ionizing radiation were monitored with Thermo Luminescent Dosimeters (TLDs). The maximum individual yearly dose was 0.05 mSv. This is only 0.3 % of the regulatory limit for occupational exposure (20 mSv per year) and 5 % of the limit for the general public (1 mSv per year). The collective dose at the JSI in 2012 was 0.41 man mSv.

## Supervision of research reactor and laboratories

The controlled area of the Research Reactor, the Hot Cell Facility and the Department of Environmental Sciences were monitored on a weekly basis. During some activities the constant presence of a radiation-protection worker was needed (i.e., for the opening of activated samples or radioactive-waste management). Measurements of dose rate (Figure 1), surface contamination, contamination of different objects and personal contamination were performed routinely. In most cases, no or very low contamination levels could be measured in the controlled areas. Gamma spectrometry was used to monitor solid, liquid, aerosol, and gas samples as well as radioactive waste.

In 2012 we performed 20 inspections in other JSI laboratories. An independent inspection by an external authorized institution was performed in the SVPIS laboratory and two additional laboratories at the JSI. There were no deficiencies recognized that could be important for radiation protection.

At present, 107 sources of radiation are used that require regulatory control. Additionally, 384 low-activity sources are used in various laboratories.

## Environmental measurements

Environmental monitoring of the Reactor Center was performed by measurements of external radiation levels, measurements of environmental samples and effluent measurements (gas discharges from the reactor operation and liquid discharges into the Sava River).

With environmental TLDs the radiation levels in the surroundings of the reactor and all the premises on the site were monitored. Outside the controlled area only normal, natural background radiation levels could be measured.

Based on the effluent measurements and a conservative, environmental transfer model the effective dose to the reference group in the public was estimated to be less than 1  $\mu$ Sv/year. The public exposure in 2012 due to activities at the Reactor Center was insignificant.

## Service for outside customers

The Radiation Protection Unit is authorized for supervision measurements and expert assessments in the field of radiation protection. In the past year several radiological control investigations were carried out in industrial and research institutions. Our group has participated in the evaluation of the radiological monitoring of Krško NPP, the research reactor TRIGA and storage for low- and intermediate-level waste in Brinje.

In the scope of international projects we also collaborated in the organization and transport of spent fuel from the Vienna research reactor through Slovenia (Figure 2).



Head:

**Matjaž Stepišnik, M. Sc.**




Figure 1: Dose-rate measurements at reactor platform



The fast response of our organisation to repair the failure of a thickness gauge that uses a high-activity caesium source at ACRONI, d.o.o. was also important. Due to excellent cooperation between the JSI, the regulatory authority and the ARAO the device was repaired in a very short time and serious economic damage was prevented.



*Figure 2: Left: Radiation-level measurements during the transport of spent nuclear fuel.  
Right: Radiation measurements during the installation of the thickness gauge at ACRONI d.o.o.*

---

## STAFF

### Technical officers

1. Dr. Tinkara Bučar
2. **Matjaž Stepišnik, M. Sc., Head**

### Technical and administrative staff

3. Emira Bašič, B. Sc.
4. Thomas Breznik, B. Sc.
5. *Bogdan Pucelj, M. Sc., retired 31.12.12*

---

## BIBLIOGRAPHY

### INDEPENDENT SCIENTIFIC COMPONENT PART OR A CHAPTER IN A MONOGRAPH

1. Matjaž Stepišnik, "Površinske vode", In: *Primerjava imisijskih meritev radioaktivnosti v okolici NEK in po Sloveniji*, Matjaž Stepišnik, Toni

Petrovič, Matej Lipoglavšek, Jasmina Kožar Logar, Gregor Omahen, Branko Vodenik, Katarina Vogel-Mikuš, Benjamin Zorko, ed., Denis Glavič-Cindro, ed., 1. izd., Ljubljana, Institut Jožef Stefan, 2012, pp. 1-18.

# CENTER FOR TECHNOLOGY TRANSFER AND INNOVATION CTT

***In January 2011 the Center for Technology Transfer and Innovation (CTT) was established at the Jozef Stefan Institute. Its principal activities are the transfer of technology and know-how from the JSI to industry and education, research work in the field of innovation and innovation management, and the implementation of specific technology projects. The TTGroup has been operational since 2010. The TTGroup is a joint technology-transfer office of the Jozef Stefan Institute and the National Institute of Chemistry.***

In 2012 the Centre for Technology Transfer and Innovation (CTT) was involved in nine major projects and took on four new EU projects from different funding programme schemes. Within the CIP programme scheme we were involved in the EEN (Enterprise Europe Network) and Slo-Inno-Boost. The project EnvImpact (Increasing the impact of Central-Eastern European environment research results through more effective dissemination and exploitation) was carried out under the EU's 7FP and started a new project TIPS (Enhancing the capacity of EU Transport Projects to transform research results into innovative products and services) under the same programme scheme. Within the Alpine Space Programme we participated with the Alps4EU (Alpine Space Clusters Initiative for EU) and began work on the project FIDIAS (Innovative Financial Instruments for Sustainable Development and Alpine Spaces). In the context of South East Europe, we started the project EVLIA (Making full value of good ideas by leveraging Intellectual Assets for financing SMEs in SEE), in the framework of Central Europe. Together with the department CT3 we started to work on the project Central community (Emerging communities for collective innovation and Central Europe). We also carry out the project IPforSMEs (The Role of Intellectual Property (IP) and create regional value through interregional exchange IP) under the Cross-Border Cooperation Slovenia -Italy. We were also involved in national projects: ZS (Scientific meetings, ARRS) and TP PROINCOR (Technology Park Ljubljana). We also carried out some commercial projects of small contract value.

Head:  
**Dr. Špela Stres**



*Figure 1: The meeting between researchers and business representatives.  
Photo: M. Trobec*

We maintain an online entry point with a set of JSI competencies to communicate with business partners and the general public, <http://tehnologije.ijs.si>. We were involved in the establishment of a spin-out company and we were supporting researchers in the preparation of two proposals for spin-out companies. In 2012 we dealt with seven invention disclosures and with five patent applications. In 2012 we conducted 21 different cases related to the JSI's intellectual property, we established proper legal basis and contracts in all cases where it was necessary (10 contracts of the new type).

Assistance with intellectual property protection and licensing/commercialization of technologies is performed firstly by the assessment of the technology and market potential; secondly we review the patent databases and thirdly we help researchers protect intellectual property and help them during implementation of the invention in the economy. We carried out a review of the status of all patent applications with the JSI and NIC since 2007, and we evaluated the patents according to the state of the art and potential market. After that assessment there remained 44 technologies: 22 of them are based on patents, 11 of them are from NIC. We run active marketing operations for the 13 best examples of technologies, of which 6 are from JSI and 7 from NIC, in the context of the TT Group.

To assist in the commercialization of the R&D results, the inventors, researchers and entrepreneurs from Slovenia are turning to us. To increase the active collaboration between researchers and industry we organized visits to/from more than 37 companies and the researchers identified over 60 new

**For the implementation in our Center, we acquired four new EU projects in different programme schemes.**



*Figure 2: JSI Open doors*

**We visited more than 37 companies. The researchers from the JSI, together with the industrial partners, identified over 60 new development projects.**

**During the JSI Week of Open Doors there were more than 1300 visitors to the Institute; an additional 47 visits were organized throughout the year, bringing more than 1200 visitors.**

**In September we organized the 5th International Technology Transfer Conference and gave two awards with a total value of €3000.**



Figure 3: Award ceremony on 5th International Technology Transfer Conference

development projects at fourteen companies. We helped several research departments in the submission of European projects.

During the JSI Open Doors event (called the Week of Open Doors since 2010) the Institute was visited by more than 1300 people and they learned a lot about the Institute, and the structure and activities of individual laboratories. In addition, we recorded 47 other visits (and 1200 visitors) from kindergartens, primary schools, high schools, institutions, as well as the individuals from all over Slovenia and abroad. In 2012 a total of 2500 people visited the Institute and learned about the work of the largest research institution in Slovenia.

We also organised field trips for 19 young researchers in two large Slovenian companies, in total 27 young researchers participated in company visits.

Colleagues at the CTT participated, as organizers or co-organizers, at seven events, as well as attending conferences, training sessions and other meetings. A total of 40 task forces and other meetings were carried out, with the aim of establishing an integrated support environment.

We would especially like to highlight the organization of the 5th International Technology Transfer Conference, held from 25 to 27 September, 2012. The conference awarded the prize for the most innovative project. The International Commission of the representatives of venture capital awarded the prize of €3,000 for innovative ideas, coming from the University of Ljubljana and from the National Institute of Chemistry. At the conference we hosted representatives of the Enterprise Europe Network from Croatia, Serbia, Montenegro and Macedonia, and we organized meetings for the companies with them and with researchers from the JSI and NIC.

## Organization of conferences, congresses and meetings

1. Information sources in Biotechnology, Ljubljana, 2. 2. 2012
2. Young researchers 1: Academic Entrepreneurship for young researchers at NIC, Ljubljana, 27. 2. 2012
3. Presentation of the last published set of calls in FP 7 and consultation on the successful approach in the preparation of project applications, Ljubljana, 13. 7. 2012
4. South-East Enterprise Europe Network Conference, Ljubljana, 25.-26. 9. 2012
5. 5th International Technology Transfer Conference, Ljubljana, Maribor, 26.-27. 9. and 3. 10. 2012
6. Presentation of call for the Research voucher, Ljubljana, 10. 10. 2012
7. Young researchers 2: Academic Entrepreneurship for young researchers at JSI, Ljubljana, 6. 12. 2012

## INTERNATIONAL PROJECTS

1. Evaluation of industrial projects for Italian partner  
Veneto Innovazione Spa  
Dr. Špela Stres
2. 7. FP - COSMOS: Cooperation of space NCPs as a means to optimise services  
European Commission  
Dr. Špela Stres
3. 7. FP - ENVIMPACT: Increasing the impact of Central-Eastern European environment research results through more effective dissemination and exploitation  
European Commission  
Marjeta Trobec, B. Sc.
4. 7. FP - TIPS: Enhancing the capacity of EU transport projects to transform research results into innovative products and services  
European Commission  
Dr. Špela Stres
5. ACT CLEAN - Access to technology and know-how in cleaner production in Central Europe  
European Commission  
Tanja Zdolšek, B. Sc.
6. I3E - Promoting innovation in the industrial informatics and embedded systems sectors through networking  
See Joint Technical Secretariat  
Dr. Špela Stres
7. Alps 4 EU  
European Commission  
Dr. Špela Stres
8. IPforSMEs - Intellectual property for small and medium sized companies  
Government Office Local Self-Government and Regional Policy  
Dr. Špela Stres
9. FIDIAS - innovative financial instruments for sustainable development in Alpine space  
European Commission  
Dr. Špela Stres
10. CIP - EACI-EIC & IRC Slovenia 2: EIC & IRC services in support of business and innovation  
European Commission  
Marjeta Trobec, B. Sc.
11. CIP - Slo-Inno-Boost: Slovenian innovation boost; EEN/SPA/09/INO/257213  
European Commission  
Marjeta Trobec, B. Sc.
12. Knowledge Transfer: The Road Ahead - Prague  
Empirica - Communication and Technology Research  
Dr. Špela Stres
13. Annual workshop of the European Intellectual Property Teachers' Network (EIPTN), Milan, 12.-13. 7. 2012  
Queen Mary, University Of London  
Dr. Špela Stres

14. CE - Central community-emerging communities for collective innovation in Central Europe  
European Commission  
Dr. Špela Stres
15. SEE: Making full value of good ideas by leveraging intellectual assets for financing SMEs in SEE  
See Programme Joint Technical Secretariat  
Dr. Špela Stres

## R & D GRANTS AND CONTRACTS

1. 5. International technology transfer conference  
Dr. Špela Stres

## VISITORS FROM ABROAD

1. Stefan Klausner, Federal Department of Economic Affairs, Education and Research, Federal Administration, Bern, Switzerland, 14. 3. 2012
2. Ian Tracey, Coordinator for technology transfer network HEPTech, Science and Technology Facilities Council, London, Great Britain, 21. 11. 2012
3. Nurdan Çamlıbel Aydın, Embassy of the Republic of Turkey
4. Brad Larschan, representative of Bastille program, Memphis, USA, 1. 10. 2012

## STAFF

### Researchers

1. **Dr. Špela Stres, Head**

### Postdoctoral associates

2. Dr. Marija Nika Lovšin
3. Dr. Levin Pal

### Postgraduates

4. Robert Blatnik, M. Sc.

### Technical officers

5. Alen Draganović\*, B. Sc.

6. France Podobnik, B. Sc.

7. Marjeta Trobec, B. Sc.

### Technical and administrative staff

8. Lea Aissatou Kane, B. Sc.

Note:

\* part-time JSI member

## BIBLIOGRAPHY

### ORIGINAL SCIENTIFIC ARTICLE

1. Levin Pal, Barbara Kraigher, Barbara Brajer Humar, Marjetka Levstek, Ines Mandić-Mulec, "Total bacterial and ammonia-oxidizer community structure in moving bed biofilm reactors treating municipal wastewater and inorganic synthetic wastewater", *Bioresour. technol.*, vol. 110, pp. 135-143, apr. 2012.

*volume A*, (Informacijska družba), Marko Bohanec, ed., Matjaž Gams, ed., Dunja Mladenec, ed., Marko Grobelnik, ed., Marjan Heričko, ed., Urban Kordeš, ed., Maja Smrdu, ed., Olga Markič, ed., Zvezdan Pirtošek, ed., Jadran Lenarčič, ed., Leon Žlajpah, ed., Andrej Gams, ed., Vladislav Rajkovič, ed., Tanja Urbančič, ed., Mojca Bernik, ed., Ljubljana, Institut Jožef Stefan, 2012, zv. A, pp. 91-94.

### PUBLISHED SCIENTIFIC CONFERENCE CONTRIBUTION

1. Robert Blatnik, Tomaž Šef, "Vpliv kanala na samodejno verifikacijo govorcev", In: *Zbornik 15. mednarodne multikonference Informacijska družba - IS 2012, 8.-12. oktober 2012, Ljubljana, Slovenia: zvezek A:*

### MENTORING

1. Robert Blatnik, *Influence of the voice quality in telephony on the automated speaker recognition*: master's thesis, Ljubljana, 2012 (mentor Gorazd Kandus; co-mentor Tomaž Šef).

